



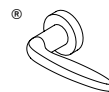
Maniglie Handles

Botticelli
design: ENTECH



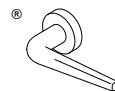
p. 46 

Kobe
design: Leo De Carlo



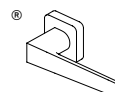
62 

Gioia
design: Leo De Carlo



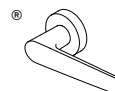
78 

Gaius
design: Leo De Carlo



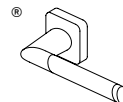
92 

Gaia
design: Leo De Carlo



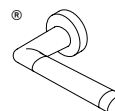
106 

Mercury
design: ENTECH



120

Lena
design: ENTECH



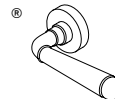
125

Epoque
design: ENTECH



130

Sirius
design: ENTECH



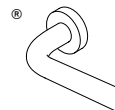
134

Torri
design: ENTECH



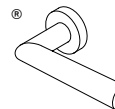
138

Riva
design: ENTECH



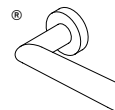
147

Salò
design: ENTECH



156

Fasano
design: ENTECH



165

Catullo
design: ENTECH



174



Finiture / Finishes 28-29

3 7 - 1 0 3 0 B



Finiture / Finishes 15

3 7 - 1 0 1 0 B



Finiture / Finishes 13

3 7 - 1 0 1 0 B

Coppia di maniglie BOTTICELLI®, a marchio ENTRA®, fissaggio al quadro con sistema CLAQ®, su rosetta tonda 52mm in AISI304, versione DIN EN 1906 tipo B (molla bi-direzionale con precarico), completa di viti e sottorosetta in HOSTAFORM®. DIN EN 1906: Rosenheim Institute IFT, aprile 2012, no. 11-003205-PR03(PB-G03-03-de-01)*, classe 3. RESISTENZA ALLA DURATA: 200.000 cicli (DIN EN 1906 grado 7). CATEGORIA DI UTILIZZO: adatta per l'impiego in edifici pubblici ad alta frequentazione (DIN EN 1906, classe 3). GARANZIA MECCANICA: 10 anni. RESISTENZA ALLA CORROSIONE: PVD+ (28-29) DIN EN 1906 grado 3; ECO-COATING (13) e CR-ZERO (15) DIN EN 1906 grado 1. RESISTENZA TERMICA: guarnizione termica Direttiva Europea 2010/31/UE. Pair of BOTTICELLI® handles, trade name ENTRA®, CLAQ® fixing system, on a 52mm AISI304 round rose, version DIN EN 1906, type B (two-way pre-charged spring), complete with screws and HOSTAFORM® under-rose. DIN EN 1906: Rosenheim Institute IFT, April 2012, no. 11-003205-PR03(PB-G03-03-de-01)*, class 3. ENDURANCE TESTED to 200.000 cycles (DIN EN 1906, level 7). CATEGORY OF USE: suitable for use in highly-frequented public buildings (DIN EN 1906, class 3). WARRANTY ON MECHANICAL PARTS: 10 years. CORROSION RESISTANCE: PVD+ (28-29) DIN EN 1906, level 3; ECO-COATING (13) and CR-ZERO (15) DIN EN 1906, level 1. HEAT RESISTANCE: heat seal in compliance with European Directive 2010/31/EU.

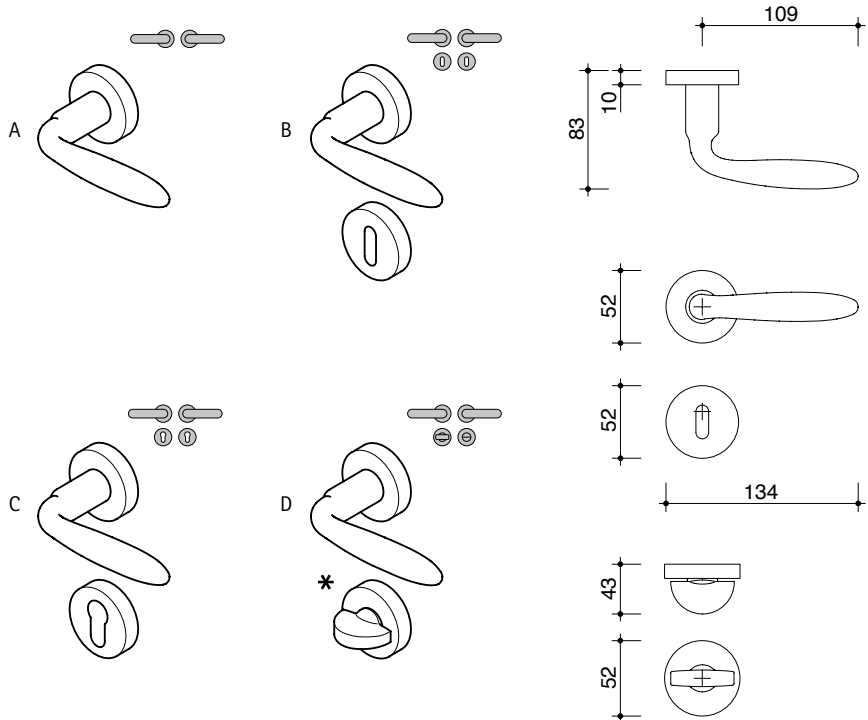
*EN1906 grado 4 (no.11-003205-PR05): su richiesta / on demand



DIN 18275

EN 16341

EN 1709



NB: per nottolini con indicatore colorato APERTO/CHIUSO vedi pag. 192
N.B. For bathroom snib & release plates with coloured indication OPEN/CLOSED, see page 192

R.	■	U	Key	+	○	...	Person	Barcode	€			
A	7	35-45	-	+	-	24	1	01502008	28	29	15	13
	8-9	35-45	-	+	-	24	1	01502003	40,00	42,50	36,40	32,50
B	7	35-45	●	+	-	24	1	01502009	28	29	15	13
	8-9	35-45	●	+	-	24	1	01502001	46,50	50,20	37,97	33,90
C	7	35-45	●	+	-	24	1	01502010	28	29	15	13
		35-45	●	+	❄	24	1	01502014	56,50	60,20	47,97	43,90
	8-9	35-45	●	+	-	24	1	01502002	28	29	15	13
		35-45	●	+	❄	24	1	01502013	56,50	60,20	47,97	43,90

Sistema di fissaggio CLAQ e guarnizione per taglio termico disponibili da Giugno 2012 / CLAQ fixing system and heat seal available from June 2012

R.	■								€
D *	7 ⁽⁶⁾	35-45			-	12		01502011	28 29 15 13 56,50 60,20 47,97 43,90
	8-9 ⁽⁴⁻⁵⁾	35-45			-	12		01502007	28 29 15 13 56,50 60,20 47,97 43,90
	8-9 ⁽⁶⁾	35-45			-	12		01502015	28 29 15 13 56,50 60,20 47,97 43,90
	8-9 ⁽⁷⁾	35-45			-	12		01502016	28 29 15 13 56,50 60,20 47,97 43,90
	8-9 ⁽⁸⁾	35-45			-	12		01502017	28 29 15 13 56,50 60,20 47,97 43,90

* Il nottolino si adatta a ■ 7-8-9 ⁽⁶⁾ / We turn snip for ■ 7-8-9 ⁽⁶⁾



Finiture / Finishes 28-29

3 7 - 1 0 3 0 B

2000hr



Finiture / Finishes 15

3 7 - 1 0 1 0 B

900hr



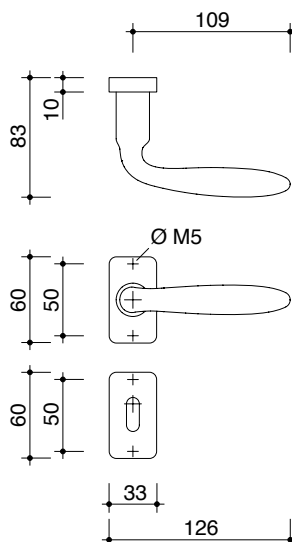
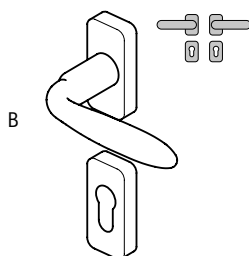
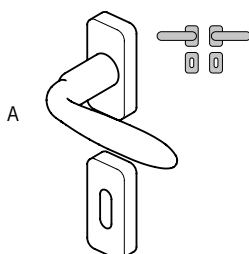
Finiture / Finishes 13

3 7 - 1 0 1 0 B

900hr

Coppia di maniglie BOTTICELLI®, a marchio ENTRA®, fissaggio al quadro con sistema CLAQ®, su rosetta rettangolare 33x60mm (E=50mm) in AISI304, versione DIN EN 1906 tipo B (molla bi-direzionale con precarico), completa di viti e sottorosetta in HOSTAFORM®. DIN EN 1906: Rosenheim Institute IFT, aprile 2012, no. 11-003205-PR03(PB-G03-03-de-01)*, classe 3. RESISTENZA ALLA DURATA: 200.000 cicli (DIN EN 1906 grado 7). CATEGORIA DI UTILIZZO: adatta per l'impiego in edifici pubblici ad alta frequentazione (DIN EN 1906, classe 3). GARANZIA MECCANICA: 10 anni. RESISTENZA ALLA CORROSIONE: PVD+ (28-29) DIN EN 1906 grado 3; ECO-COATING (13) e CR-ZERO (15) DIN EN 1906 grado 1. Pair of BOTTICELLI® handles, trade name ENTRA®, CLAQ® fixing system, on a 33x60mm (E=50mm) AISI304 rectangular rose, version DIN EN 1906, type B (two-way pre-charged spring), complete with screws and HOSTAFORM® under-rose. DIN EN 1906: Rosenheim Institute IFT, April 2012, no. 11-003205-PR03(PB-G03-03-de-01)*, class 3. ENDURANCE TESTED to 200.000 cycles (DIN EN 1906, level 7). CATEGORY OF USE: suitable for use in highly-frequented public buildings (DIN EN 1906, class 3). WARRANTY ON MECHANICAL PARTS: 10 years. CORROSION RESISTANCE: PVD+ (28-29) DIN EN 1906, level 3; ECO-COATING (13) and CR-ZERO (15) DIN EN 1906, level 1.

*EN1906 grado 4 (no.11-003205-PR05): su richiesta / on demand



DIN 18273

EN 1634/1

EN 1709



R.	■								€
A	8-9	35-55			-	24		01503001	28 29 15 13 46,50 50,20 37,97 33,90
	7	35-55			-	24		01503006	28 29 15 13 46,50 50,20 37,97 33,90
B	8-9	35-55			-	24		01503002	28 29 15 13 46,50 50,20 37,97 33,90

Sistema di fissaggio CLAQ disponibile da Giugno 2012 / CLAQ fixing system available from June 2012



Finiture / Finishes 28-29

3 7 - 1 0 3 0 B



Finiture / Finishes 15

3 7 - 1 0 1 0 B



Finiture / Finishes 13

3 7 - 1 0 1 0 B

Coppia di maniglie BOTTICELLI®, a marchio ENTRA®, fissaggio al quadro con sistema CLAQ®, su placca ovale 40x235mm in versione DIN EN 1906 tipo B (molla bi-direzionale con precarico), completa di viti e sottorosetta in HOSTAFORM®. DIN EN 1906: Rosenheim Institute IFT, aprile 2012, no. 11-003205-PR03(PB-G03-03-de-01)*, classe 3. RESISTENZA ALLA DURATA: 200.000 cicli (DIN EN 1906 grado 7). CATEGORIA DI UTILIZZO: adatta per l'impiego in edifici pubblici ad alta frequentazione (DIN EN 1906, classe 3). GARANZIA MECCANICA: 10 anni. RESISTENZA ALLA CORROSIONE: PVD+ (28-29) DIN EN 1906 grado 3; ECO-COATING (13) e CR-ZERO (15) DIN EN 1906 grado 1. RESISTENZA TERMICA: guarnizione termica Direttiva Europea 2010/31/UE. Pair of BOTTICELLI® handles, trade name ENTRA®, CLAQ® fixing system, on a 40x235mm oval plate, version DIN EN 1906, type B (two-way pre-charged spring), complete with screws and HOSTAFORM® under-rose. DIN EN 1906: Rosenheim Institute IFT, April 2012, no. 11-003205-PR03(PB-G03-03-de-01)*, class 3. ENDURANCE TESTED to 200.000 cycles (DIN EN 1906, class 7). CATEGORY OF USE: suitable for use in highly-frequented public buildings (DIN EN 1906, level 3). WARRANTY ON MECHANICAL PARTS: 10 years. CORROSION RESISTANCE: PVD+ (28-29) DIN EN 1906, level 3; ECO-COATING (13) and CR-ZERO (15) DIN EN 1906, level 1. HEAT RESISTANCE: heat seal in compliance with European Directive 2010/31/EU.

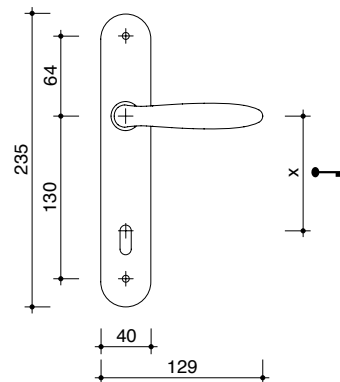
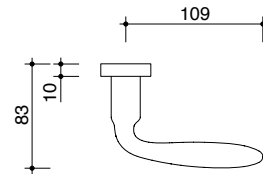
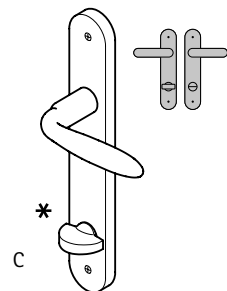
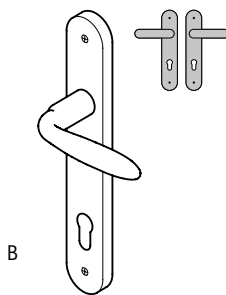
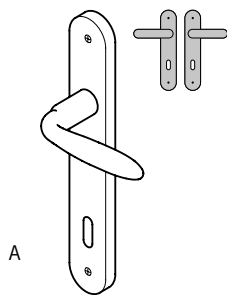
*EN1906 grado 4 (no.11-003205-PR05): su richiesta / on demand



DIN 18275

EN 16341

EN 1709



R.	■	U	Key	Screw	○	Box	Person	Barcode	€
A	7	35-55	70	+	-	24	1	01501001	28 29 15 13 46,50 50,20 37,97 33,90
	8-9	35-55	56	+	-	24	1	01501023	28 29 15 13 46,50 50,20 37,97 33,90
		35-55	72	+	-	24	1	01501006	28 29 15 13 46,50 50,20 37,97 33,90
		35-55	90	+	-	24	1	01501010	28 29 15 13 46,50 50,20 37,97 33,90
B	7	35-55	70	+	-	24	1	01501002	28 29 15 13 46,50 50,20 37,97 33,90
	8-9	35-55	55	+	-	24	1	01501026	28 29 15 13 46,50 50,20 37,97 33,90
		35-55	72	+	-	24	1	01501007	28 29 15 13 46,50 50,20 37,97 33,90
		35-55	85	+	-	24	1	01501009	28 29 15 13 46,50 50,20 37,97 33,90
		35-55	90	+	-	24	1	01501011	28 29 15 13 46,50 50,20 37,97 33,90
		35-55	92	+	-	24	1	01501013	28 29 15 13 46,50 50,20 37,97 33,90

*



Sistema di fissaggio CLAQ disponibile da Giugno 2012 / CLAQ fixing system available from June 2012

R.	■								€				
C *	7 ⁽⁶⁾	35-55	70		-	12	1	01501003	28 56,50	29 60,20	15 47,97	13 43,90	
	8-9 ⁽⁸⁾	35-55	63		-	12	1	01501024	28 56,50	29 60,20	15 47,97	13 43,90	
	8-9 ⁽⁸⁾	35-55	72		-	12	1	01501005	28 56,50	29 60,20	15 47,97	13 43,90	
	8-9 ⁽⁸⁾	35-55	78		-	12	1	01501008	28 56,50	29 60,20	15 47,97	13 43,90	
	8-9 ⁽⁶⁻⁷⁾	35-55	90		-	12	1	01501012	28 56,50	29 60,20	15 47,97	13 43,90	
	7 ⁽⁶⁾	35-55	70			12	1	01501062	29 65,20	15 52,97			
	8-9 ⁽⁸⁾	35-55	63			12	1	01501063	29 65,20	15 52,97			
	8-9 ⁽⁸⁾	35-55	72			12	1	01501064	29 65,20	15 52,97			
	8-9 ⁽⁸⁾	35-55	78			12	1	01501065	29 65,20	15 52,97			
	8-9 ⁽⁶⁻⁷⁾	35-55	90			12	1	01501066	29 65,20	15 52,97			

* Il nottolino si adatta a ■ 7-8-9 ^(k) / Wc turn snip for ■ 7-8-9 ^(k)



Finiture / Finishes 28-29

3 7 - 1 0 3 0 B



Finiture / Finishes 15

3 7 - 1 0 1 0 B



Finiture / Finishes 13

3 7 - 1 0 1 0 B

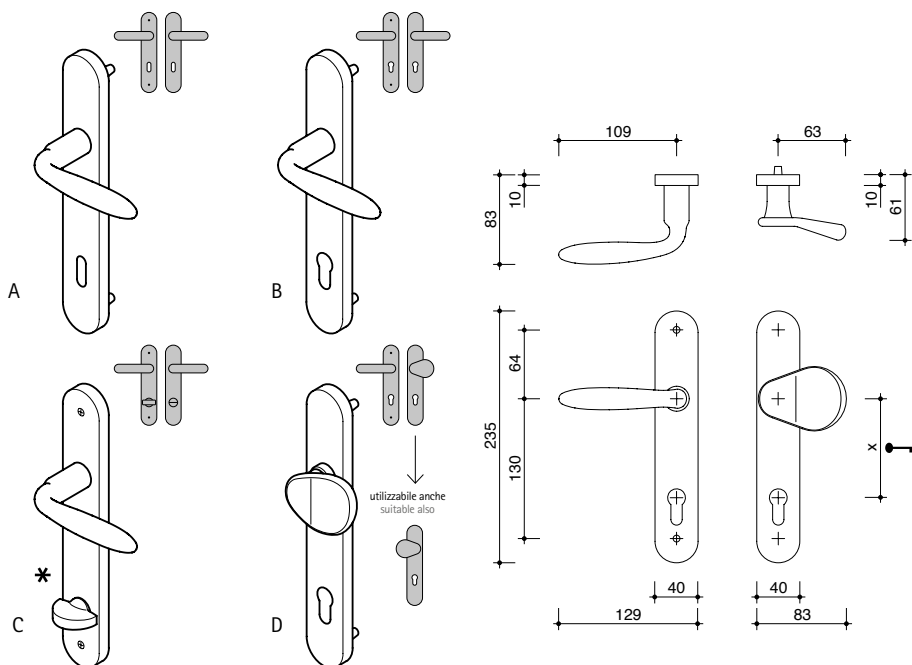
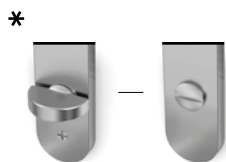
Coppia di maniglie BOTTICELLI®, a marchio ENTRA®, fissaggio al quadro con sistema CLAQ®, su placca ovale con pioli 40x235mm in versione DIN EN 1906 tipo B (molla bidirezionale con precarico), completa di viti e sottorosetta in HOSTAFORM®. DIN EN 1906: Rosenheim Institute IFT, aprile 2012, no. 11-003205-PR03(PB-G03-03-de-01)*, classe 3. RESISTENZA ALLA DURATA: 200.000 cicli (DIN EN 1906 grado 7). CATEGORIA DI UTILIZZO: adatta per l'impiego in edifici pubblici ad alta frequentazione (DIN EN 1906, classe 3). GARANZIA MECCANICA: 10 anni. RESISTENZA ALLA CORROSIONE: PVD+ (28-29) DIN EN 1906 grado 3; ECO-COATING (13) e CR-ZERO (15) DIN EN 1906 grado 1. RESISTENZA TERMICA: guarnizione termica Direttiva Europea 2010/31/UE. Pair of BOTTICELLI® handles, trade name ENTRA®, CLAQ® fixing system, on a 40x235mm oval plate with pins, version DIN EN 1906, type B (two-way pre-charged spring), complete with screws and HOSTAFORM® under-rose. DIN EN 1906: Rosenheim Institute IFT, April 2012, no. 11-003205-PR03(PB-G03-03-de-01)*, class 3. ENDURANCE TESTED to 200.000 cycles (DIN EN 1906, level 7). CATEGORY OF USE: suitable for use in highly-frequented public buildings (DIN EN 1906, class 3). WARRANTY ON MECHANICAL PARTS: 10 years. CORROSION RESISTANCE: PVD+ (28-29) DIN EN 1906, level 3; ECO-COATING (13) and CR-ZERO (15) DIN EN 1906, level 1. HEAT RESISTANCE: heat seal in compliance with European Directive 2010/31/EU. *EN1906 grado 4 (no.11-003205-PR05): su richiesta / on demand



DIN 18275










































































































EN 16341

EN 1709



R.	■	U	Key	Screw	○	...	Person	Barcode	€
A	7	35-60	70	+	-	24	1	01501032	28 29 15 13 53,48 57,73 43,66 38,99
	8-9	35-60	56	+	-	24	1	01501025	28 29 15 13 53,48 57,73 43,66 38,99
		35-60	72	+	-	24	1	01501036	28 29 15 13 53,48 57,73 43,66 38,99
		35-60	90	+	-	24	1	01501045	28 29 15 13 53,48 57,73 43,66 38,99
B	7	35-60	70	+	-	24	1	01501014	28 29 15 13 53,48 57,73 43,66 38,99
		35-60	70	+	❄	24	1	01501033	28 29 15 13 63,48 67,73 53,66 48,99
		60-90	70	+	-	24	1	01501015	28 29 15 13 55,48 59,73 45,66 40,99
		60-90	70	+	❄	24	1	01501034	28 29 15 13 65,48 69,73 55,66 50,99
	8-9	35-60	55	+	-	24	1	01501027	28 29 15 13 53,48 57,73 43,66 38,99
		35-60	55	+	❄	24	1	01501028	28 29 15 13 63,48 67,73 53,66 48,99
		60-90	55	+	-	24	1	01501029	28 29 15 13 55,48 59,73 45,66 40,99
		60-90	55	+	❄	24	1	01501030	28 29 15 13 65,48 69,73 55,66 50,99

Sistema di fissaggio CLAQ e guarnizione per taglio termico disponibili da Giugno 2012 / CLAQ fixing system and heat seal available from June 2012

R.	■								€						
B	8-9	35-60		72		-	24		1	01501037	28	29	15	13	
											53,48	57,73	43,66	38,99	
		35-60		72			-	24		1	01501038	28	29	15	13
												63,48	67,73	53,66	48,99
		60-90		72		-	-	24		1	01501039	28	29	15	13
												55,48	59,73	45,66	40,99
		60-90		72			-	24		1	01501040	28	29	15	13
												65,48	69,73	55,66	50,99
		35-60		85		-	-	24		1	01501043	28	29	15	13
												53,48	57,73	43,66	38,99
35-60		85			-	24		1	01501044	28	29	15	13		
										63,48	67,73	53,66	48,99		
35-60		90		-	-	24		1	01501046	28	29	15	13		
										53,48	57,73	43,66	38,99		
35-60		90			-	24		1	01501047	28	29	15	13		
										63,48	67,73	53,66	48,99		
35-60		92		-	-	24		1	01501049	28	29	15	13		
										53,48	57,73	43,66	38,99		
35-60		92			-	24		1	01501050	28	29	15	13		
										63,48	67,73	53,66	48,99		
C *	7 ⁽⁶⁾	35-60		70		-	12		1	01501035	28	29	15	13	
											63,48	67,73	53,66	48,99	
	8-9 ⁽⁸⁾	35-60		63		-	12		1	01501031	28	29	15	13	
											63,48	67,73	53,66	48,99	
	8-9 ⁽⁸⁾	35-60		72		-	12		1	01501041	28	29	15	13	
											63,48	67,73	53,66	48,99	
	8-9 ⁽⁸⁾	35-60		78		-	12		1	01501042	28	29	15	13	
											63,48	67,73	53,66	48,99	
	8-9 ⁽⁶⁻⁷⁾	35-60		90		-	12		1	01501048	28	29	15	13	
											63,48	67,73	53,66	48,99	
7 ⁽⁶⁾	35-60		70			-	12		1	01501067	29	15			
											68,48	58,66			
8-9 ⁽⁸⁾	35-60		63			-	12		1	01501068	29	15			
											68,48	58,66			
8-9 ⁽⁸⁾	35-60		72			-	12		1	01501069	29	15			
											68,48	58,66			
8-9 ⁽⁸⁾	35-60		78			-	12		1	01501070	29	15			
											68,48	58,66			
8-9 ⁽⁶⁻⁷⁾	35-60		90			-	12		1	01501071	29	15			
											68,48	58,66			
D	7	35-60		70		-	12		1	01501017	28	29			
											98,80	98,80			
	35-60		70			-	12		1	01501053	28	29			
											108,80	108,80			
	8	35-60		55		-	12		1	01501051	28	29			
											98,80	98,80			
	35-60		55			-	12		1	01501052	28	29			
											108,80	108,80			
8-9	35-60		85		-	12		1	01501018	28	29				
										98,80	98,80				
	35-60		85			-	12		1	01501054	28	29			
											108,80	108,80			
35-60		92		-	-	12		1	01501019	28	29				
										98,80	98,80				
35-60		92			-	12		1	01501055	28	29				
										108,80	108,80				

* Il nottolino si adatta a ■ 7-8-9 ^(k) / Wc turn snip for ■ 7-8-9 ^(k)



Finiture / Finishes 29

3 7 - 1 0 3 0 A



Finiture / Finishes 15

3 7 - 1 0 1 0 A

Coppia di maniglie BOTTICELLI®, a marchio ENTRA®, fissaggio al quadro con sistema CLAQ®, su placca ovale 45x185mm in AISI304, versione DIN EN 1906 tipo A (con molla), completa di viti. DIN EN 1906: Rosenheim Institute IFT, aprile 2012, no. 11-003205-PR03(PB-G03-03-de-01)*, classe 3. RESISTENZA ALLA DURATA: 200.000 cicli (DIN EN 1906 grado 7). CATEGORIA DI UTILIZZO: adatta per l'impiego in edifici pubblici ad alta frequentazione (DIN EN 1906, classe 3). GARANZIA MECCANICA: 10 anni. RESISTENZA ALLA CORROSIONE: PVD+ (28-29) DIN EN 1906 grado 3; CR-ZERO (15) DIN EN 1906 grado 1. RESISTENZA TERMICA: guarnizione termica Direttiva Europea 2010/31/UE. Pair of BOTTICELLI® handles, trade name ENTRA®, CLAQ® fixing system, on a 45x185mm AISI304 oval plate, version DIN EN 1906, type A (with spring), complete with screws. DIN EN 1906: Rosenheim Institute IFT, April 2012, no. 11-003205-PR03(PB-G03-03-de-01)*, class 3. ENDURANCE TESTED TO 200.000 cycles (DIN EN 1906, level 7). CATEGORY OF USE: suitable for use in highly-frequented public buildings (DIN EN 1906, class 3). WARRANTY ON MECHANICAL PARTS: 10 years. CORROSION RESISTANCE: PVD+ (28-29) DIN EN 1906, level 3; CR-ZERO (15) DIN EN 1906, level 1. HEAT RESISTANCE: heat seal in compliance with European Directive 2010/31/UE.

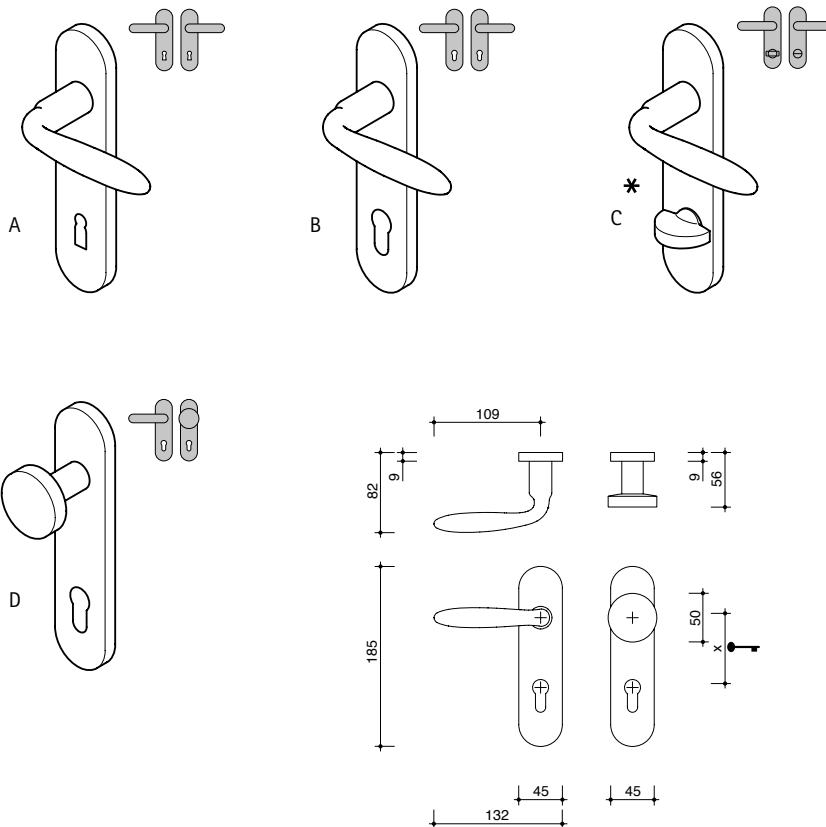
*EN1906 grado 4 (no.11-003205-PR05): su richiesta / on demand



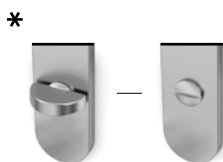
DIN 18275

EN 16341

EN 1706



R.	■	U	Key	⊕	○	🔧	👤	Barcode	€
A	8-9	35-45	72	⊕	-	24	1	01501056	15 37,97
B	8-9	35-45	72	⊕	-	24	1	01501057	29 15 50,20 37,97
		35-45	72	⊕	❄️	24	1	01501058	29 15 60,20 47,97
C*	8-9 ^(B)	35-45	78	⊕	-	12	1	01501061	29 15 60,20 47,97
		35-45	78	⊕	🔴	12	1	01501072	29 15 65,20 52,97
D	8-9	35-45	72	⊕	-	24	1	01501059	29 15 84,20 71,97
		35-45	72	⊕	❄️	24	1	01501060	29 15 94,20 81,97



Sistema di fissaggio CLAQ e guarnizione per taglio termico disponibili da Giugno 2012 / CLAQ fixing system and heat seal available from June 2012

* Il nottolino si adatta a ■ 7-8-9 ^(A) / Wc turn snip for ■ 7-8-9 ^(A)



Finiture / Finishes 28-29

3 7 - 1 0 3 0 B



Finiture / Finishes 15

3 7 - 1 0 1 0 B

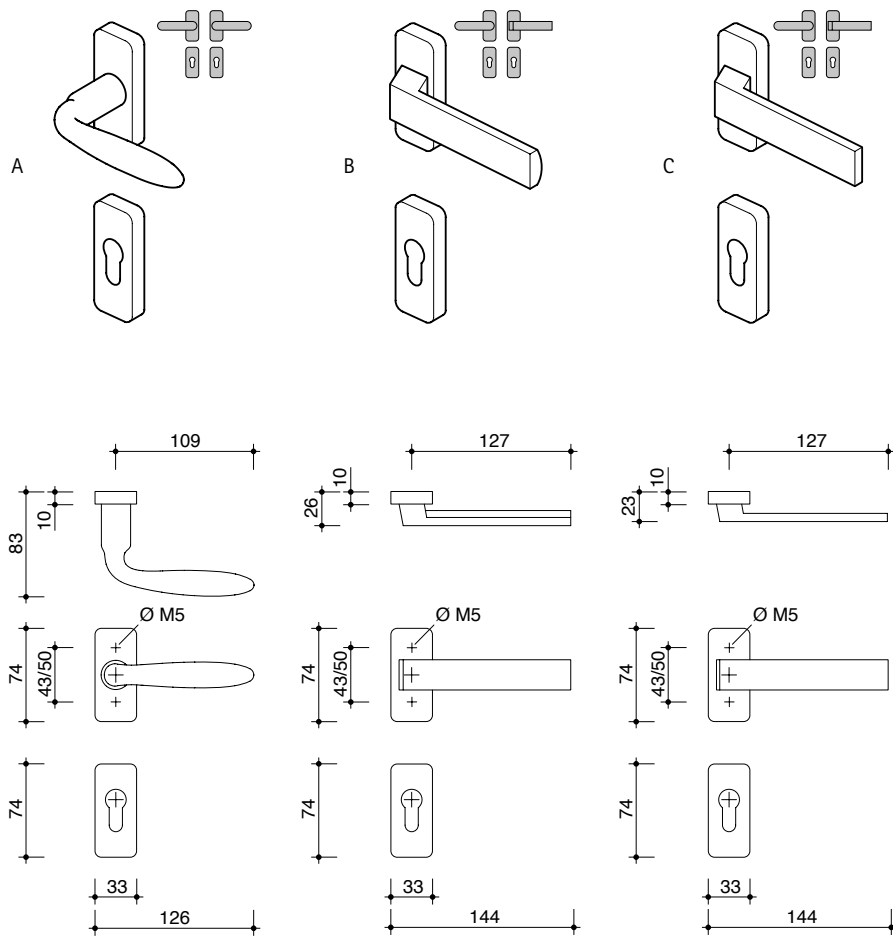
Coppia di maniglie BOTTICELLI®, a marchio ENTRA®, fissaggio al quadro con sistema CLAQ®, su rosetta rettangolare 33x74mm (E=43 e 50mm) in AISI304, versione DIN EN 1906 tipo B (molla bi-direzionale con precarico), completa di viti e sottorosetta in HOSTAFORM®. DIN EN 1906: Rosenheim Institute IFT, aprile 2012, no. 11-003205-PR03(PB-G03-03-de-01)*, classe 3. RESISTENZA ALLA DURATA: 200.000 cicli (DIN EN 1906 grado 7). CATEGORIA DI UTILIZZO: adatta per l'impiego in edifici pubblici ad alta frequentazione (DIN EN 1906, classe 3). GARANZIA MECCANICA: 10 anni. RESISTENZA ALLA CORROSIONE: PVD+ (28-29) DIN EN 1906 grado 3; CR-ZERO (15) DIN EN 1906 grado 1. RESISTENZA TERMICA: guarnizione termica Direttiva Europea 2010/31/UE. Pair of BOTTICELLI® handles, trade name ENTRA®, CLAQ® fixing system, on a 33x74mm (E=43 and 50mm) AISI304 rectangular rose, version DIN EN 1906, type B (two-way pre-charged spring), complete with screws and HOSTAFORM® under-rose. DIN EN 1906: Rosenheim Institute IFT, April 2012, no. 11-003205-PR03(PB-G03-03-de-01)*, class 3. ENDURANCE TESTED to 200.000 cycles (DIN EN 1906, level 7). CATEGORY OF USE: suitable for use in highly-frequented public buildings (DIN EN 1906, class 3). WARRANTY ON MECHANICAL PARTS: 10 years. CORROSION RESISTANCE: PVD+ (28-29) DIN EN 1906, level 3; CR-ZERO (15) DIN EN 1906, level 1. HEAT RESISTANCE: heat seal in compliance with European Directive 2010/31/EU. *EN1906 grado 4 (no.11-003205-PR05): su richiesta / on demand



DIN 18273

EN 15341

EN 1709



R.	■								€
A	7-8-9	45-90			-	12		01504001	28 29 15 44,00 46,50 37,87
		45-90				12		01504002	28 29 15 54,00 56,50 47,87
B	7-8-9	45-90			-	12		01504003	28 29 15 86,00 86,00 71,50
		45-90				12		01504004	28 29 15 96,00 96,00 81,50
C	7-8-9	45-90			-	12		01504005	28 29 15 86,00 86,00 71,50
		45-90				12		01504006	28 29 15 96,00 96,00 81,50

Sistema di fissaggio CLAQ e guarnizione per taglio termico disponibili da Giugno 2012 / CLAQ fixing system and heat seal available from June 2012



Finiture / Finishes 28-29

3 7 - 1 0 3 0 C



Finiture / Finishes 15

3 7 - 1 0 1 0 C

Coppia di maniglie BOTTICELLI®, a marchio ENTRA®, fissaggio al quadro con sistema CLAQ®, su placca ovale con pioli 24x220mm in versione DIN EN 1906 tipo C (senza molla) completa di viti. DIN EN 1906: Rosenheim Institute IFT, aprile 2012, no. 11-003205-PR03(PB-G03-03-de-01)*, classe 3. RESISTENZA ALLA DURATA: 200.000 cicli (DIN EN 1906 grado 7). CATEGORIA DI UTILIZZO: adatta per l'impiego in edifici pubblici ad alta frequentazione (DIN EN 1906, classe 3). GARANZIA MECCANICA: 10 anni. RESISTENZA ALLA CORROSIONE: PVD+ (28-29) DIN EN 1906 grado 3; CR-ZERO (15) DIN EN 1906 grado 1. RESISTENZA TERMICA: guarnizione termica Direttiva Europea 2010/31/UE. Pair of BOTTICELLI® handles, trade name ENTRA®, CLAQ® fixing system, on a 24x220mm oval plate with pins, version DIN EN 1906, type C (without spring), complete with screws. DIN EN 1906: Rosenheim Institute IFT, April 2012, no. 11-003205-PR03(PB-G03-03-de-01)*, class 3. ENDURANCE TESTED to 200.000 cycles (DIN EN 1906, level 7). CATEGORY OF USE: suitable for use in highly-frequented public buildings (DIN EN 1906, class 3). WARRANTY ON MECHANICAL PARTS: 10 years. CORROSION RESISTANCE: PVD+ (28-29) DIN EN 1906, level 3; CR-ZERO (15) DIN EN 1906, level 1. HEAT RESISTANCE: heat seal in compliance with European Directive 2010/31/EU.

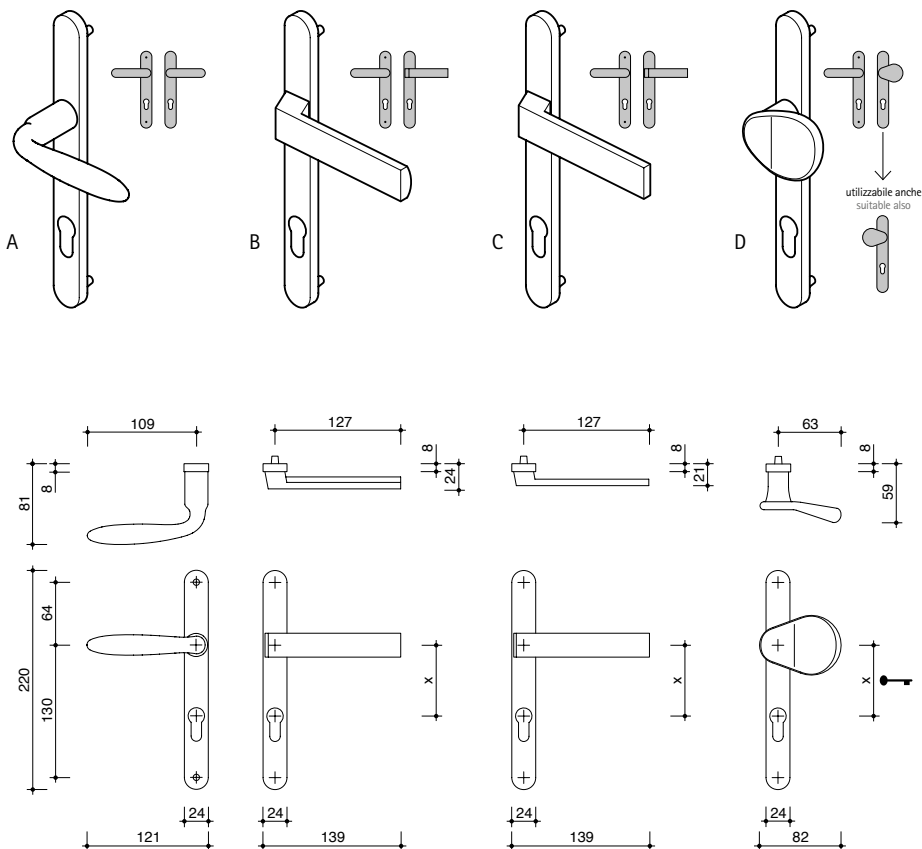
*EN1906 grado 4 (no.11-003205-PR05): su richiesta / on demand



DIN 18275

EN 16341

EN 1709



R.	■	U	Key	⊕	○	🔧	👤	Barcode	€		
A	7	35-70	70	⊕	-	12	1	01552001	28	29	15
					74,00				74,00	59,50	
		35-70	70	⊕	❄️	12	1	01552012	28	29	15
					84,00				84,00	69,50	
	70-100	70	⊕	-	12	1	01552002	28	29	15	
				76,00				76,00	61,50		
	70-100	70	⊕	⊕	❄️	12	1	01552013	28	29	15
					86,00				86,00	71,50	
8-9	35-70	92	⊕	-	12	1	01552004	28	29	15	
				74,00				74,00	59,50		
	35-70	92	⊕	⊕	❄️	12	1	01552014	28	29	15
					84,00				84,00	69,50	
70-100	92	⊕	⊕	-	12	1	01552005	28	29	15	
				76,00				76,00	61,50		
70-100	92	⊕	⊕	❄️	12	1	01552015	28	29	15	
								86,00	86,00	71,50	

Sistema di fissaggio CLAQ e guarnizione per taglio termico disponibili da Giugno 2012 / CLAQ fixing system and heat seal available from June 2012

R.	■								€					
									28	29	15			
B	7	35-70			-	12		1	01552006	86,00	86,00	71,50		
		35-70					12		1	01552016	96,00	96,00	81,50	
		70-100			-		12		1	01552007	88,00	88,00	73,50	
		70-100					12		1	01552017	98,00	98,00	83,50	
	8-9	35-70			-		12		1	01552008	86,00	86,00	71,50	
		35-70					12		1	01552018	96,00	96,00	81,50	
		70-100			-		12		1	01552009	88,00	88,00	73,5	
		70-100					12		1	01552019	98,00	98,00	83,00	
C	7	35-70			-	12		1	01552020	86,00	86,00	71,50		
		35-70					12		1	01552022	96,00	96,00	81,50	
		70-100			-		12		1	01552021	88,00	88,00	73,5	
		70-100					12		1	01552023	98,00	98,00	83,00	
	8-9	35-70			-		12		1	01552024	86,00	86,00	71,50	
		35-70					12		1	01552026	96,00	96,00	81,50	
		70-100			-		12		1	01552025	88,00	88,00	73,5	
		70-100					12		1	01552027	98,00	98,00	83,00	
D	7	70-100			-	12		1	01552010	108,00	108,00	93,50		
		70-100					12		1	01552028	118,00	118,00	103,50	
	8-9	70-100			-		12		1	01552011	108,00	108,00	93,50	
		70-100					12		1	01552029	118,00	118,00	103,50	



Finiture / Finishes 28-29

3 7 - 1 0 3 0 C



Finiture / Finishes 15

3 7 - 1 0 1 0 C

Coppia di maniglie BOTTICELLI®, a marchio ENTRA®, fissaggio al quadro con sistema CLAQ®, su placca ovale con pioli 28x230mm in versione DIN EN 1906 tipo C (senza molla), completa di viti. DIN EN 1906: Rosenheim Institute IFT, aprile 2012, no. 11-003205-PR03(PB-G03-03-de-01)*, classe 3. RESISTENZA ALLA DURATA: 200.000 cicli (DIN EN 1906 grado 7). CATEGORIA DI UTILIZZO: adatta per l'impiego in edifici pubblici ad alta frequentazione (DIN EN 1906, classe 3). GARANZIA MECCANICA: 10 anni. RESISTENZA ALLA CORROSIONE: PVD+ (28-29) DIN EN 1906 grado 3; CR-ZERO (15) DIN EN 1906 grado 1. RESISTENZA TERMICA: guarnizione termica Direttiva Europea 2010/31/UE. Pair of BOTTICELLI® handles, trade name ENTRA®, CLAQ® fixing system, on a 28x230mm oval plate with pins, version DIN EN 1906, type C (without spring), complete with screws. DIN EN 1906: Rosenheim Institute IFT, April 2012, no. 11-003205-PR03(PB-G03-03-de-01)*, class 3. ENDURANCE TESTED TO 200.000 cycles (DIN EN 1906, level 7). CATEGORY OF USE: suitable for use in highly-frequented public buildings (DIN EN 1906, class 3). WARRANTY ON MECHANICAL PARTS: 10 years. CORROSION RESISTANCE: PVD+ (28-29) DIN EN 1906, level 3; CR-ZERO (15) DIN EN 1906, level 1. HEAT RESISTANCE: heat seal in compliance with European Directive 2010/31/UE.

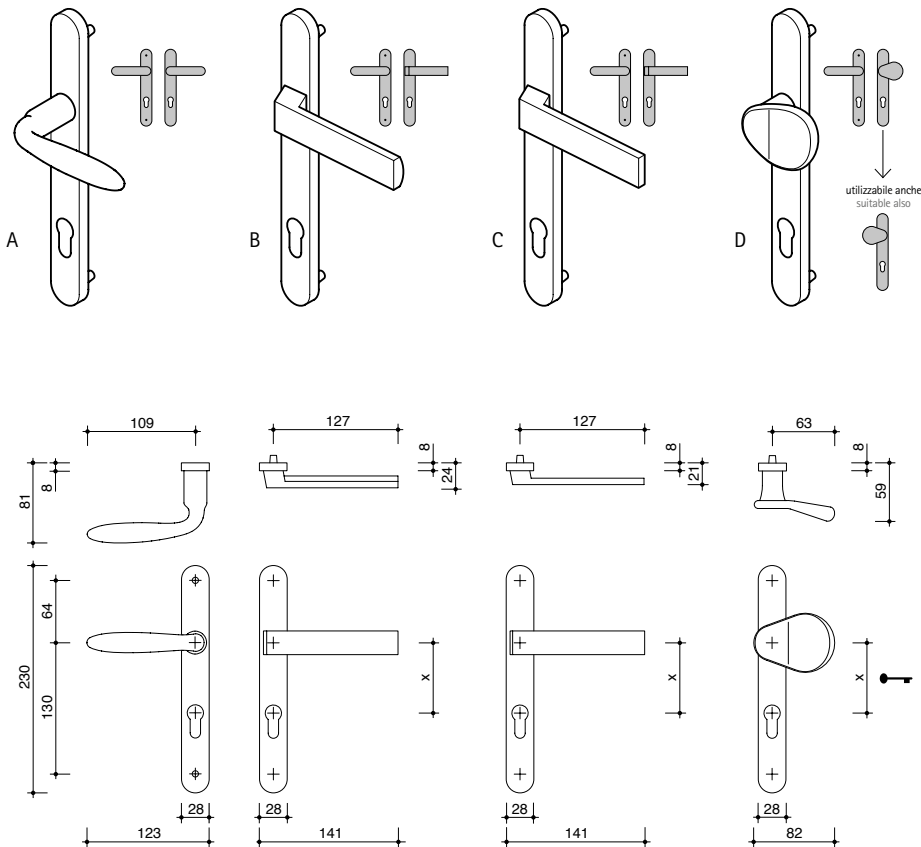
*EN1906 grado 4 (no.11-003205-PR05): su richiesta / on demand



DIN 18275














































































EN 16341

EN 1709



R.	■	U	🔑	🔩	○	📦	👤	📊	€
A	7	35-70	🔑 70	🔩	-	12	📦 1	01552030	28, 74,00, 29, 74,00, 15, 59,50
					❄️	12	📦 1	01552032	28, 84,00, 29, 84,00, 15, 69,50
		70-100	🔑 70	🔩	-	12	📦 1	01552031	28, 76,00, 29, 76,00, 15, 61,50
					❄️	12	📦 1	01552033	28, 86,00, 29, 86,00, 15, 71,50
	8-9	35-70	🔑 92	🔩	-	12	📦 1	01552034	28, 74,00, 29, 74,00, 15, 59,50
					❄️	12	📦 1	01552036	28, 84,00, 29, 84,00, 15, 69,50
		70-100	🔑 92	🔩	-	12	📦 1	01552035	28, 76,00, 29, 76,00, 15, 61,50
					❄️	12	📦 1	01552037	28, 86,00, 29, 86,00, 15, 71,50

Sistema di fissaggio CLAQ e guarnizione per taglio termico disponibili da Giugno 2012 / CLAQ fixing system and heat seal available from June 2012

R.	■								€			
B	7	35-70			-	12		01552038	28 86,00	29 86,00	15 71,50	
		35-70				12		01552040	28 96,00	29 96,00	15 81,50	
		70-100			-	12		01552039	28 88,00	29 88,00	15 73,50	
		70-100				12		01552041	28 98,00	29 98,00	15 83,50	
	8-9	35-70			-	12		01552042	28 86,00	29 86,00	15 71,50	
		35-70				12		01552044	28 96,00	29 96,00	15 81,50	
		70-100			-	12		01552043	28 88,00	29 88,00	15 73,50	
		70-100				12		01552045	28 98,00	29 98,00	15 83,50	
C	7	35-70			-	12		01552046	28 86,00	29 86,00	15 71,50	
		35-70				12		01552048	28 96,00	29 96,00	15 81,50	
		70-100			-	12		01552047	28 88,00	29 88,00	15 73,50	
		70-100				12		01552049	28 98,00	29 98,00	15 83,50	
	8-9	35-70			-	12		01552050	28 86,00	29 86,00	15 71,50	
		35-70				12		01552052	28 96,00	29 96,00	15 81,50	
		70-100			-	12		01552051	28 88,00	29 88,00	15 73,50	
		70-100				12		01552053	28 98,00	29 98,00	15 83,50	
D	7	70-100			-	12		01552054	28 108,00	29 108,00	15 93,50	
		70-100				12		01552056	28 118,00	29 118,00	15 103,50	
	8-9	70-100			-	12		01552055	28 108,00	29 108,00	15 93,50	
		70-100				12		01552057	28 118,00	29 118,00	15 103,50	

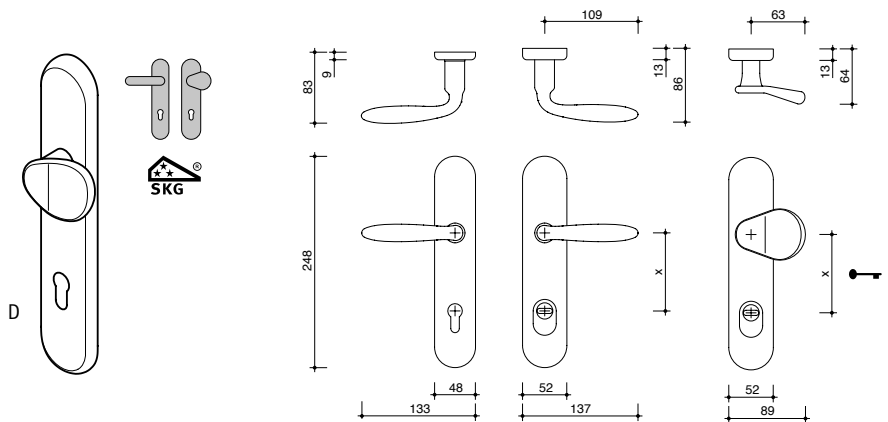
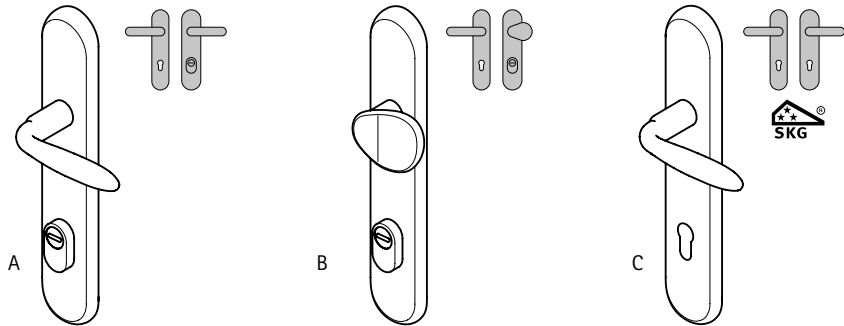



Finiture / Finishes 28-29

- - - - - 3 - C

Coppia di maniglie BOTTICELLI®, a marchio ENTRA®, fissaggio al quadro con sistema CLAQ®, su placca di sicurezza con pioli 52x248mm in versione DIN EN 1906 tipo C (senza molla) completa di viti. DIN EN 1906: Rosenheim Institute IFT, aprile 2012, no. 11-003205-PRO3(PB-G03-03-de-01)*, classe 3. RESISTENZA ALLA DURATA: 200.000 cicli (DIN EN 1906 grado 7). CATEGORIA DI UTILIZZO: adatta per l'impiego in edifici pubblici ad alta frequentazione (DIN EN 1906, classe 3). GARANZIA MECCANICA: 10 anni. RESISTENZA ALLA CORROSIONE: PVD+ (28-29) DIN EN 1906 grado 3. RESISTENZA ALLO SCASSO: SKG***. Pair of BOTTICELLI® handles, trade name ENTRA®, CLAQ® fixing system, on a 52x248mm se safety plate with pegs, version DIN EN 1906, type C (without spring) complete with screws. DIN EN 1906: Rosenheim Institute IFT, April 2012, no. 11-003205-PRO3(PB-G03-03-de-01)*, class 3. ENDURANCE TESTED to 200.000 cycles (DIN EN 1906, level 7). CATEGORY OF USE: suitable for use in highly-frequented public buildings (DIN EN 1906, class 3). WARRANTY ON MECHANICAL PARTS: 10 years. CORROSION RESISTANCE: PVD+ (28-29) DIN EN 1906, level 3. BURGLARY RESISTANCE: SKG***.

*EN1906 grado 4 (no.11-003205-PRO5): su richiesta / on demand



R.	■	U	🔑	🔩	○	🔧	👤	📊	€
A	7	37-48	🔑 70	🔩	-	4	👤 1	01524007	28 29 170,83 170,83
		62-72	🔑 70	🔩	-	4	👤 1	01524008	28 29 170,83 170,83
	8-9	37-48	🔑 72	🔩	-	4	👤 1	01524009	28 29 170,83 170,83
		62-72	🔑 72	🔩	-	4	👤 1	01524010	28 29 170,83 170,83
		37-48	🔑 92	🔩	-	4	👤 1	01524011	28 29 170,83 170,83
		62-72	🔑 92	🔩	-	4	👤 1	01524012	28 29 172,73 172,73
B	7	37-48	🔑 70	🔩	-	4	👤 1	01524001	28 29 172,73 172,73
		62-72	🔑 70	🔩	-	4	👤 1	01524002	28 29 172,73 172,73

Sistema di fissaggio CLAQ disponibile da Giugno 2012 / CLAQ fixing system available from June 2012

R.	■								€		
									28	29	
B	8-9	37-48	72		-	4	1	01524003	172,73	172,73	
		62-72	72		-	4	1	01524004	172,73	172,73	
		37-48	92		-	4	1	01524005	172,73	172,73	
		62-72	92		-	4	1	01524006	172,73	172,73	
C	8-9	37-48	72		-	4	1	01524013	154,80	154,80	
		62-72	72		-	4	1	01524014	154,80	154,80	
		37-48	92		-	4	1	01524015	154,80	154,80	
		62-72	92		-	4	1	01524016	154,80	154,80	
D	8-9	37-48	72		-	4	1	01524017	154,80	154,80	
		62-72	72		-	4	1	01524018	154,80	154,80	
		37-48	92		-	4	1	01524019	154,80	154,80	
		62-72	92		-	4	1	01524020	154,80	154,80	



Finiture / Finishes 28-29

-	-	-	-	-	3	-	-
---	---	---	---	---	---	---	---



Finiture / Finishes 15

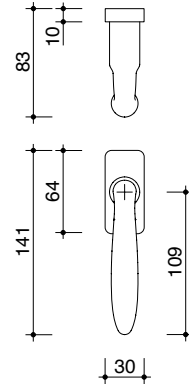
-	-	-	-	-	1	-	-
---	---	---	---	---	---	---	---



Finiture / Finishes 13

-	-	-	-	-	1	-	-
---	---	---	---	---	---	---	---

Maniglia BOTTICELLI®, a marchio ENTRA®, fissaggio al quadro con sistema CLAQ®, su rosetta rettangolare 30x64mm in AISI304 per finestra (DK), completa di viti e meccanismo a 4 posizioni. RESISTENZA ALLA DURATA: 200.000 cicli (DIN EN 1906 grado 7). GARANZIA MECCANICA: 10 anni. RESISTENZA ALLA CORROSIONE: PVD+ (28-29) DIN EN 1906 grado 3; ECO-COATING (13) e CR-ZERO (15) DIN EN 1906 grado 1. RESISTENZA TERMICA: guarnizione termica Direttiva Europea 2010/31/UE. Pair of BOTTICELLI® handle, trade name ENTRA®, CLAQ® fixing system, on a 30x64mm AISI304 rectangular rose for window (DK), complete with screws and 4 position mechanism. ENDURANCE TESTED to 200.000 cycles (DIN EN 1906, level 7). WARRANTY ON MECHANICAL PARTS: 10 years. CORROSION RESISTANCE: PVD+ (28-29) DIN EN 1906, level 3; ECO-COATING (13) and CR-ZERO (15) DIN EN 1906, level 1. HEAT RESISTANCE: heat seal in compliance with European Directive 2010/31/EU.

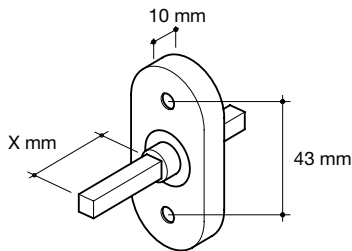


■						€
7	vedi meccanismo / see mechanism	-	24	1	01506001	28, 29, 15, 13 23,25, 25,10, 18,98, 16,95
	vedi meccanismo / see mechanism		24	1	01506002	28, 29, 15, 13 33,25, 35,10, 28,98, 26,95

Sistema di fissaggio CLAQ e guarnizione per taglio termico disponibili da Giugno 2012 / CLAQ fixing system and heat seal available from June 2012



Meccanismo DK senza pioli per CLAQ™.
Turn & Tilt mechanism without posts for CLAQ™.

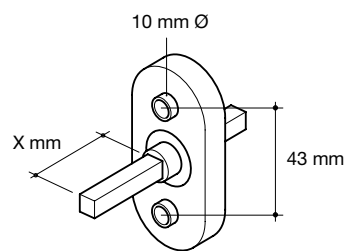


■	X					€
7	27		4	4	06008015	26 3,52
	30		4	4	06008016	26 3,52
	32		4	4	06008017	26 3,52
	35		4	4	06008018	26 3,52
	40		4	4	06008019	26 3,52
	45		4	4	06008020	26 3,52
	50*		4	4	06008021	26 3,52

* Per lunghezze ferro superiori ai 50 mm contattare direttamente ENTECH
For square spindle length over 50 mm contact directly ENTECH



Meccanismo DK con pioli per CLAQ™.
Turn & Tilt mechanism with posts for CLAQ™.



■	X					€
7	27		4	4	06008022	26 3,52
	30		4	4	06008023	26 3,52
	32		4	4	06008024	26 3,52
	35		4	4	06008025	26 3,52
	40		4	4	06008026	26 3,52
	45		4	4	06008027	26 3,52
	50*		4	4	06008028	26 3,52

* Per lunghezze ferro superiori ai 50 mm contattare direttamente ENTECH
For square spindle length over 50 mm contact directly ENTECH



Finiture / Finishes 28-29

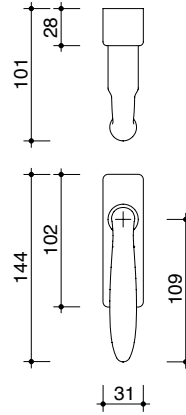
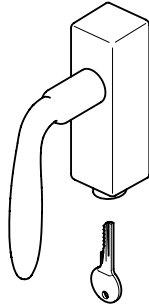
-	-	-	-	-	3	-	-
---	---	---	---	---	---	---	---



Finiture / Finishes 15

-	-	-	-	-	1	-	-
---	---	---	---	---	---	---	---

Maniglia BOTTICELLI®, a marchio ENTRA®, fissaggio al quadro con sistema CLAQ®, su rosetta rettangolare 31x102mm in AISI304 per finestra con serratura a cifratura, completa di viti e meccanismo a 4 posizioni. RESISTENZA ALLA DURATA: 200.000 cicli (DIN EN 1906 grado 7). GARANZIA MECCANICA: 10 anni. RESISTENZA ALLA CORROSIONE: PVD+ (28-29) DIN EN 1906 grado 3; CR-ZERO (15) DIN EN 1906 grado 1. BOTTICELLI® handle, trade name ENTRA®, CLAQ® fixing system, on a 31x102mm AISI304 rectangular rose with cipher lock for window, complete with screws and 4 position mechanism. ENDURANCE TESTED to 200.000 cycles (DIN EN 1906, level 7). WARRANTY ON MECHANICAL PARTS: 10 years. CORROSION RESISTANCE: PVD+ (28-29) DIN EN 1906, level 3; CR-ZERO (15) DIN EN 1906, level 1.



■						€								
7		-	12		01554001	<table border="1"> <tr> <td>28</td><td>29</td><td>15</td><td></td> </tr> <tr> <td>95,57</td><td>100,03</td><td>79,62</td><td></td> </tr> </table>	28	29	15		95,57	100,03	79,62	
28	29	15												
95,57	100,03	79,62												

Sistema di fissaggio CLAQ disponibile da Giugno 2012 / CLAQ fixing system available from June 2012



Finiture / Finishes 28-29

3 7 - 1 0 3 0 B



Finiture / Finishes 15

3 7 - 1 0 1 0 B



Finiture / Finishes 13

3 7 - 1 0 1 0 B

Coppia di maniglie KOBÉ®, a marchio ENTRA®, fissaggio al quadro con sistema CLAQ®, su rosetta tonda 52mm in AISI304, versione DIN EN 1906 tipo B (molla bi-direzionale con precarico), completa di viti e sottorosetta in HOSTAFORM®. DIN EN 1906: Rosenheim Institute IFT, aprile 2012, no. 11-003205-PR03(PB-G03-03-de-01)*, classe 3. RESISTENZA ALLA DURATA: 200.000 cicli (DIN EN 1906 grado 7). CATEGORIA DI UTILIZZO: adatta per l'impiego in edifici pubblici ad alta frequentazione (DIN EN 1906, classe 3). GARANZIA MECCANICA: 10 anni. RESISTENZA ALLA CORROSIONE: PVD+ (28-29) DIN EN 1906 grado 3; ECO-COATING (13) e CR-ZERO (15) DIN EN 1906 grado 1. RESISTENZA TERMICA: guarnizione termica Direttiva Europea 2010/31/UE. Pair of KOBÉ® handles, trade name ENTRA®, CLAQ® fixing system, on a 52mm AISI304 round rose, version DIN EN 1906, type B (two-way pre-charged spring), complete with screws and HOSTAFORM® under-rose. DIN EN 1906: Rosenheim Institute IFT, April 2012, no. 11-003205-PR03(PB-G03-03-de-01)*, class 3. ENDURANCE TESTED to 200.000 cycles (DIN EN 1906, level 7). CATEGORY OF USE: suitable for use in highly-frequented public buildings (DIN EN 1906, class 3). WARRANTY ON MECHANICAL PARTS: 10 years. CORROSION RESISTANCE: PVD+ (28-29) DIN EN 1906, level 3; ECO-COATING (13) and CR-ZERO (15) DIN EN 1906, level 1. HEAT RESISTANCE: heat seal in compliance with European Directive 2010/31/EU.

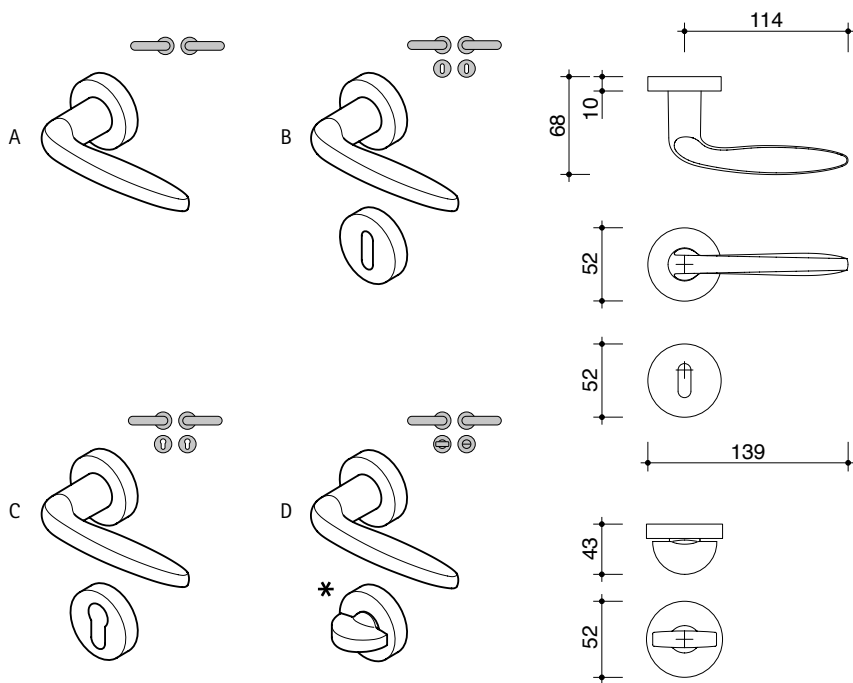
*EN1906 grado 4 (no.11-003205-PR05): su richiesta / on demand



DIN 18275

EN 16341

EN 1706



NB: per nottolini con indicatore colorato APERTO/CHIUSO vedi pag. 192
N.B. For bathroom snib & release plates with coloured indication OPEN/CLOSED, see page 192

R.	■	U	K	S	O	P	H	B	€				
										28	29	15	13
A	7	35-45	-	+	-	24	1	07402005	35,00	35,00	30,00	30,00	
	8-9	35-45	-	+	-	24	1	07402003	35,00	35,00	30,00	30,00	
B	7	35-45	●	+	-	24	1	07402006	38,20	38,20	29,80	29,80	
	8-9	35-45	●	+	-	24	1	07402001	38,20	38,20	29,80	29,80	
C	7	35-45	●	+	-	24	1	07402007	38,20	38,20	29,80	29,80	
		35-45	●	+	❄	24	1	07402011	48,20	48,20	39,80	39,80	
	8-9	35-45	●	+	-	24	1	07402002	38,20	38,20	29,80	29,80	
		35-45	●	+	❄	24	1	07402010	48,20	48,20	39,80	39,80	

Sistema di fissaggio CLAQ e guarnizione per taglio termico disponibili da Giugno 2012 / CLAQ fixing system and heat seal available from June 2012

R.	■								€
D *	7 ⁽⁶⁾	35-45			-	12		07402008	28 29 15 13 48,20 48,20 39,80 39,80
	8-9 ⁽⁴⁻⁵⁾	35-45			-	12		07402004	28 29 15 13 48,20 48,20 39,80 39,80
	8-9 ⁽⁶⁾	35-45			-	12		07402012	28 29 15 13 48,20 48,20 39,80 39,80
	8-9 ⁽⁷⁾	35-45			-	12		07402013	28 29 15 13 48,20 48,20 39,80 39,80
	8-9 ⁽⁸⁾	35-45			-	12		07402014	28 29 15 13 48,20 48,20 39,80 39,80

* Il nottolino si adatta a ■ 7-8-9 ^(a) / We turn snip for ■ 7-8-9 ^(a)



Finiture / Finishes 28-29

3 7 - 1 0 3 0 B

2000hr



Finiture / Finishes 15

3 7 - 1 0 1 0 B

900hr



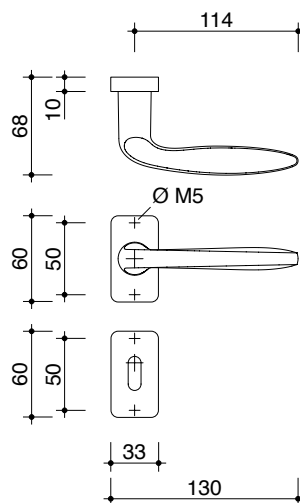
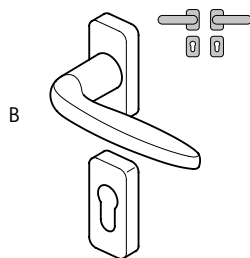
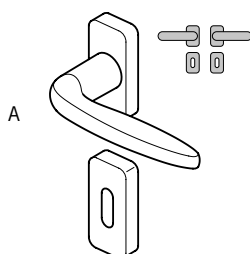
Finiture / Finishes 13

3 7 - 1 0 1 0 B

900hr

Coppia di maniglie KOBE®, a marchio ENTRA®, fissaggio al quadro con sistema CLAQ®, su rosetta rettangolare 33x60mm (E=50mm) in AISI304, versione DIN EN 1906 tipo B (molla bi-direzionale con precarico), completa di viti e sottorosetta in HOSTAFORM®, DIN EN 1906: Rosenheim Institute IFT, aprile 2012, no. 11-003205-PR03(PB-G03-03-de-01)*, classe 3. RESISTENZA ALLA DURATA: 200.000 cicli (DIN EN 1906 grado 7). CATEGORIA DI UTILIZZO: adatta per l'impiego in edifici pubblici ad alta frequentazione (DIN EN 1906, classe 3). GARANZIA MECCANICA: 10 anni. RESISTENZA ALLA CORROSIONE: PVD+ (28-29) DIN EN 1906 grado 3; ECO-COATING (13) e CR-ZERO (15) DIN EN 1906 grado 1. Pair of KOBE® handles, trade name ENTRA®, CLAQ® fixing system, on a 33x60mm (E=50mm) AISI304 rectangular rose, version DIN EN 1906, type B (two-way pre-charged spring), complete with screws and HOSTAFORM® under-rose. DIN EN 1906: Rosenheim Institute IFT, April 2012, no. 11-003205-PR03(PB-G03-03-de-01)*, class 3. ENDURANCE TESTED to 200.000 cycles (DIN EN 1906, level 7). CATEGORY OF USE: suitable for use in highly-frequented public buildings (DIN EN 1906, class 3). WARRANTY ON MECHANICAL PARTS: 10 years. CORROSION RESISTANCE: PVD+ (28-29) DIN EN 1906, level 3; ECO-COATING (13) and CR-ZERO (15) DIN EN 1906, level 1.

*EN1906 grado 4 (no.11-003205-PR05): su richiesta / on demand



R.	■								€
A	8-9	35-55			-	24		07403001	28 29 15 13 38,20 38,20 29,80 29,80
B	7	35-55			-	24		07403005	28 29 15 13 38,20 38,20 29,80 29,80
	8-9	35-55			-	24		07403002	28 29 15 13 38,20 38,20 29,80 29,80

Sistema di fissaggio CLAQ disponibile da Giugno 2012 / CLAQ fixing system available from June 2012



Finiture / Finishes 28-29

3 7 - 1 0 3 0 B



Finiture / Finishes 15

3 7 - 1 0 1 0 B



Finiture / Finishes 13

3 7 - 1 0 1 0 B

Coppia di maniglie KOBE®, a marchio ENTRA®, fissaggio al quadro con sistema CLAQ®, su placca ovale 40x235mm in versione DIN EN 1906 tipo B (molla bi-direzionale con precarico), completa di viti e sottorosetta in HOSTAFORM®. DIN EN 1906: Rosenheim Institute IFT, aprile 2012, no. 11-003205-PR03(PB-G03-03-de-01)*, classe 3. RESISTENZA ALLA DURATA: 200.000 cicli (DIN EN 1906 grado 7). CATEGORIA DI UTILIZZO: adatta per l'impiego in edifici pubblici ad alta frequentazione (DIN EN 1906, classe 3). GARANZIA MECCANICA: 10 anni. RESISTENZA ALLA CORROSIONE: PVD+ (28-29) DIN EN 1906 grado 3; ECO-COATING (13) e CR-ZERO (15) DIN EN 1906 grado 1. RESISTENZA TERMICA: guarnizione termica Direttiva Europea 2010/31/UE. Pair of KOBE® handles, trade name ENTRA®, CLAQ® fixing system, on a 40x235mm oval plate, version DIN EN 1906, type B (two-way pre-charged spring), complete with screws and HOSTAFORM® under-rose. DIN EN 1906: Rosenheim Institute IFT, April 2012, no. 11-003205-PR03(PB-G03-03-de-01)*, class 3. ENDURANCE TESTED TO 200.000 cycles (DIN EN 1906, class 7). CATEGORY OF USE: suitable for use in highly-frequented public buildings (DIN EN 1906, level 3). WARRANTY ON MECHANICAL PARTS: 10 years. CORROSION RESISTANCE: PVD+ (28-29) DIN EN 1906, level 3; ECO-COATING (13) and CR-ZERO (15) DIN EN 1906, level 1. HEAT RESISTANCE: heat seal in compliance with European Directive 2010/31/EU.

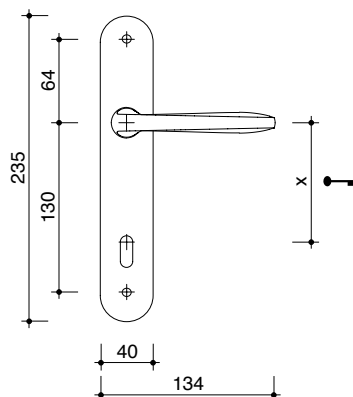
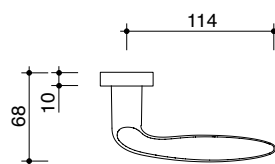
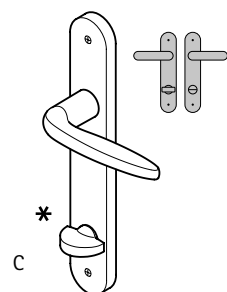
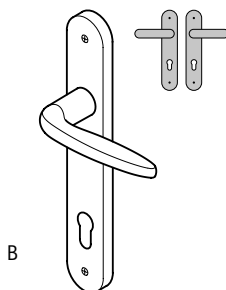
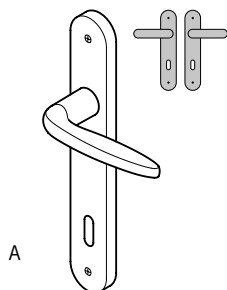
*EN1906 grado 4 (no.11-003205-PR05): su richiesta / on demand



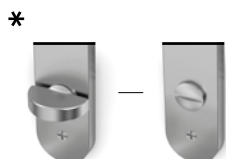
DIN 18275

EN 16341











































EN 1709



R.	■	U	Key	Screw	○	Box	Person	Barcode	€
A	7	35-55	70	+	-	24	1	07401001	28, 38,20, 29, 29,80, 15, 29,80, 13, 29,80
	8-9	35-55	56	+	-	24	1	07401018	28, 38,20, 29, 29,80, 15, 29,80, 13, 29,80
		35-55	72	+	-	24	1	07401004	28, 38,20, 29, 29,80, 15, 29,80, 13, 29,80
		35-55	90	+	-	24	1	07401009	28, 38,20, 29, 29,80, 15, 29,80, 13, 29,80
B	7	35-55	70	+	-	24	1	07401002	28, 38,20, 29, 29,80, 15, 29,80, 13, 29,80
	8-9	35-55	55	+	-	24	1	07401019	28, 38,20, 29, 29,80, 15, 29,80, 13, 29,80
		35-55	72	+	-	24	1	07401005	28, 38,20, 29, 29,80, 15, 29,80, 13, 29,80
		35-55	85	+	-	24	1	07401008	28, 38,20, 29, 29,80, 15, 29,80, 13, 29,80
		35-55	90	+	-	24	1	07401010	28, 38,20, 29, 29,80, 15, 29,80, 13, 29,80
		35-55	92	+	-	24	1	07401012	28, 38,20, 29, 29,80, 15, 29,80, 13, 29,80



Sistema di fissaggio CLAQ disponibile da Giugno 2012 / CLAQ fixing system available from June 2012

R.	■								€					
C *	7 ⁽⁶⁾	35-55	 70		-	12	 1	07401003	28 48,20	29 48,20	15 39,80	13 39,80		
	8-9 ⁽⁸⁾	35-55	 63		-	12	 1	07401020	28 48,20	29 48,20	15 39,80	13 39,80		
	8-9 ⁽⁸⁾	35-55	 72		-	12	 1	07401006	28 48,20	29 48,20	15 39,80	13 39,80		
	8-9 ⁽⁸⁾	35-55	 78		-	12	 1	07401007	28 48,20	29 48,20	15 39,80	13 39,80		
	8-9 ⁽⁶⁻⁷⁾	35-55	 90		-	12	 1	07401011	28 48,20	29 48,20	15 39,80	13 39,80		
	7 ⁽⁶⁾	35-55	 70			12	 1	07401058	29 53,20	15 44,80				
	8-9 ⁽⁸⁾	35-55	 63			12	 1	07401059	29 53,20	15 44,80				
	8-9 ⁽⁸⁾	35-55	 72			12	 1	07401060	29 53,20	15 44,80				
	8-9 ⁽⁸⁾	35-55	 78			12	 1	07401061	29 53,20	15 44,80				
	8-9 ⁽⁶⁻⁷⁾	35-55	 90			12	 1	07401062	29 53,20	15 44,80				

* Il nottolino si adatta a ■ 7-8-9 ⁽⁶⁾ / We turn snip for ■ 7-8-9 ⁽⁶⁾



Finiture / Finishes 28-29

3 7 - 1 0 3 0 B



Finiture / Finishes 15

3 7 - 1 0 1 0 B



Finiture / Finishes 13

3 7 - 1 0 1 0 B

Coppia di maniglie KOBE®, a marchio ENTRA®, fissaggio al quadro con sistema CLAQ®, su placca ovale con pioli 40x235mm in versione DIN EN 1906 tipo B (molla bi-direzionale con precarico), completa di viti e sottorosetta in HOSTAFORM®, DIN EN 1906: Rosenheim Institute IFT, aprile 2012, no. 11-003205-PR03(PB-G03-03-de-01)*, classe 3. RESISTENZA ALLA DURATA: 200.000 cicli (DIN EN 1906 grado 7). CATEGORIA DI UTILIZZO: adatta per l'impiego in edifici pubblici ad alta frequentazione (DIN EN 1906, classe 3). GARANZIA MECCANICA: 10 anni. RESISTENZA ALLA CORROSIONE: PVD+ (28-29) DIN EN 1906 grado 3; ECO-COATING (13) e CR-ZERO (15) DIN EN 1906 grado 1. RESISTENZA TERMICA: guarnizione termica Direttiva Europea 2010/31/UE. Pair of KOBE® handles, trade name ENTRA®, CLAQ® fixing system, on a 40x235mm oval plate with pins, version DIN EN 1906, type B (two-way pre-charged spring), complete with screws and HOSTAFORM® under-rose. DIN EN 1906: Rosenheim Institute IFT, April 2012, no. 11-003205-PR03(PB-G03-03-de-01)*, class 3. ENDURANCE TESTED to 200.000 cycles (DIN EN 1906, level 7). CATEGORY OF USE: suitable for use in highly-frequented public buildings (DIN EN 1906, class 3). WARRANTY ON MECHANICAL PARTS: 10 years. CORROSION RESISTANCE: PVD+ (28-29) DIN EN 1906, level 3; ECO-COATING (13) and CR-ZERO (15) DIN EN 1906, level 1. HEAT RESISTANCE: heat seal in compliance with European Directive 2010/31/UE.

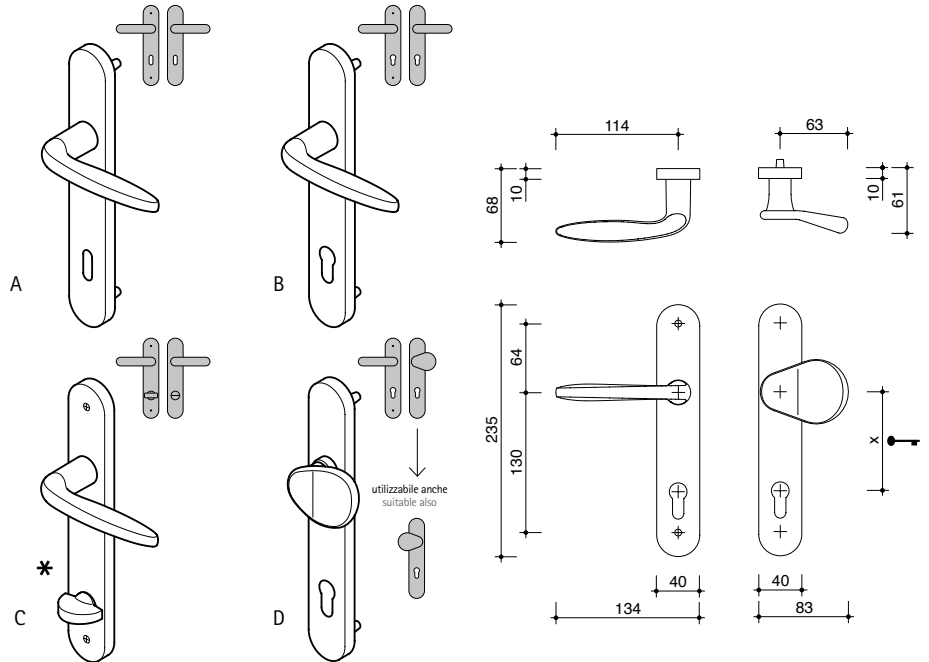
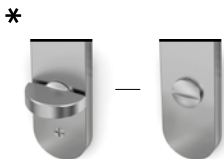
*EN1906 grado 4 (no.11-003205-PR05): su richiesta / on demand



DIN 18275

EN 16341

EN 1709



R.	■	U	Key	Screw	○	Box	Person	Barcode	€				
A	7	35-60	70	+	-	24	1	07401027	28	29	15	13	
									43,93	43,93	34,27	34,27	
	8-9	35-60	56	+	-	24	1	07401021	28	29	15	13	
									43,93	43,93	34,27	34,27	
		35-60	72	+	-	24	1	07401031	28	29	15	13	
									43,93	43,93	34,27	34,27	
		35-60	90	+	-	24	1	07401040	28	29	15	13	
									43,93	43,93	34,27	34,27	
B	7	35-60	70	+	-	24	1	07401013	28	29	15	13	
									43,93	43,93	34,27	34,27	
			35-60	70	+	❄️	24	1	07401028	28	29	15	13
									53,93	53,93	44,27	44,27	
			60-90	70	+	-	24	1	07401014	28	29	15	13
									45,93	45,93	36,27	36,27	
			60-90	70	+	❄️	24	1	07401029	28	29	15	13
									55,93	55,93	46,27	46,27	
		8-9	35-60	55	+	-	24	1	07401022	28	29	15	13
									43,93	43,93	34,27	34,27	
		35-60	55	+	❄️	24	1	07401023	28	29	15	13	
									53,93	53,93	44,27	44,27	
		60-90	55	+	-	24	1	07401024	28	29	15	13	
									45,93	45,93	36,27	36,27	
		60-90	55	+	❄️	24	1	07401025	28	29	15	13	
									55,93	55,93	46,27	46,27	

Sistema di fissaggio CLAQ e guarnizione per taglio termico disponibili da Giugno 2012 / CLAQ fixing system and heat seal available from June 2012



R.	■								€					
										28	29	15	13	
B	8-9	35-60				-	24		07401032	28	29	15	13	
										43,93	43,93	34,27	34,27	
		35-60					-	24		07401033	28	29	15	13
											53,93	53,93	44,27	44,27
		60-90				-	-	24		07401034	28	29	15	13
											45,93	45,93	36,27	36,27
		60-90					-	24		07401035	28	29	15	13
											55,93	55,93	46,27	46,27
		35-60				-	-	24		07401038	28	29	15	13
											43,93	43,93	34,27	34,27
35-60					-	24		07401039	28	29	15	13		
									53,93	53,93	44,27	44,27		
35-60				-	-	24		07401041	28	29	15	13		
									43,93	43,93	34,27	34,27		
35-60					-	24		07401042	28	29	15	13		
									53,93	53,93	44,27	44,27		
35-60				-	-	24		07401044	28	29	15	13		
									43,93	43,93	34,27	34,27		
35-60					-	24		07401045	28	29	15	13		
									53,93	53,93	44,27	44,27		
C *	7 ⁽⁶⁾	35-60				-	12		07401030	28	29	15	13	
										53,93	53,93	44,27	44,27	
	8-9 ⁽⁸⁾	35-60				-	12		07401026	28	29	15	13	
										53,93	53,93	44,27	44,27	
	8-9 ⁽⁸⁾	35-60				-	12		07401036	28	29	15	13	
										53,93	53,93	44,27	44,27	
	8-9 ⁽⁸⁾	35-60				-	12		07401037	28	29	15	13	
										53,93	53,93	44,27	44,27	
	8-9 ⁽⁶⁻⁷⁾	35-60				-	12		07401043	28	29	15	13	
										53,93	53,93	44,27	44,27	
7 ⁽⁶⁾	35-60					12		07401063	29	15				
									58,93	49,27				
8-9 ⁽⁸⁾	35-60					12		07401064	29	15				
									58,93	49,27				
8-9 ⁽⁸⁾	35-60					12		07401065	29	15				
									58,93	49,27				
8-9 ⁽⁸⁾	35-60					12		07401066	29	15				
									58,93	49,27				
8-9 ⁽⁶⁻⁷⁾	35-60					12		07401067	29	15				
									58,93	49,27				
D	7	35-60				-	12		07401016	28	29			
										98,80	98,80			
	35-60					-	12		07401048	28	29			
										108,80	108,80			
	8	35-60				-	12		07401046	28	29			
										98,80	98,80			
	35-60					-	12		07401047	28	29			
										108,80	108,80			
	8-9	35-60				-	12		07401049	28	29			
										98,80	98,80			
35-60						-	12		07401050	28	29			
										108,80	108,80			
35-60				-	-	12		07401017	28	29				
									98,80	98,80				
35-60					-	12		07401051	28	29				
									108,80	108,80				

* Il nottolino si adatta a ■ 7-8-9^(k) / Wc turn snip for ■ 7-8-9^(k)



Finiture / Finishes 29

3 7 - 1 0 3 0 A



Finiture / Finishes 15

3 7 - 1 0 1 0 A

Coppia di maniglie KOBE®, a marchio ENTRA®, fissaggio al quadro con sistema CLAQ®, su placca ovale 45x185mm in AISI304, versione DIN EN 1906 A (con molla), completa di viti. DIN EN 1906: Rosenheim Institute IFT, aprile 2012, no. 11-003205-PR03(PB-G03-03-de-01)*, classe 3. RESISTENZA ALLA DURATA: 200.000 cicli (DIN EN 1906 grado 7). CATEGORIA DI UTILIZZO: adatta per l'impiego in edifici pubblici ad alta frequentazione (DIN EN 1906, classe 3). GARANZIA MECCANICA: 10 anni. RESISTENZA ALLA CORROSIONE: PVD+ (28-29) DIN EN 1906 grado 3; CR-ZERO (15) DIN EN 1906 grado 1. RESISTENZA TERMICA: guarnizione termica Direttiva Europea 2010/31/UE. Pair of KOBE® handles, trade name ENTRA®, CLAQ® fixing system, on a 45x185mm AISI304 oval plate, version DIN EN 1906, type A (with spring), complete with screws. DIN EN 1906: Rosenheim Institute IFT, April 2012, no. 11-003205-PR03(PB-G03-03-de-01)*, class 3. ENDURANCE TESTED to 200.000 cycles (DIN EN 1906, level 7). CATEGORY OF USE: suitable for use in highly-frequented public buildings (DIN EN 1906, class 3). WARRANTY ON MECHANICAL PARTS: 10 years. CORROSION RESISTANCE: PVD+ (28-29) DIN EN 1906, level 3; CR-ZERO (15) DIN EN 1906, level 1. HEAT RESISTANCE: heat seal in compliance with European Directive 2010/31/EU.

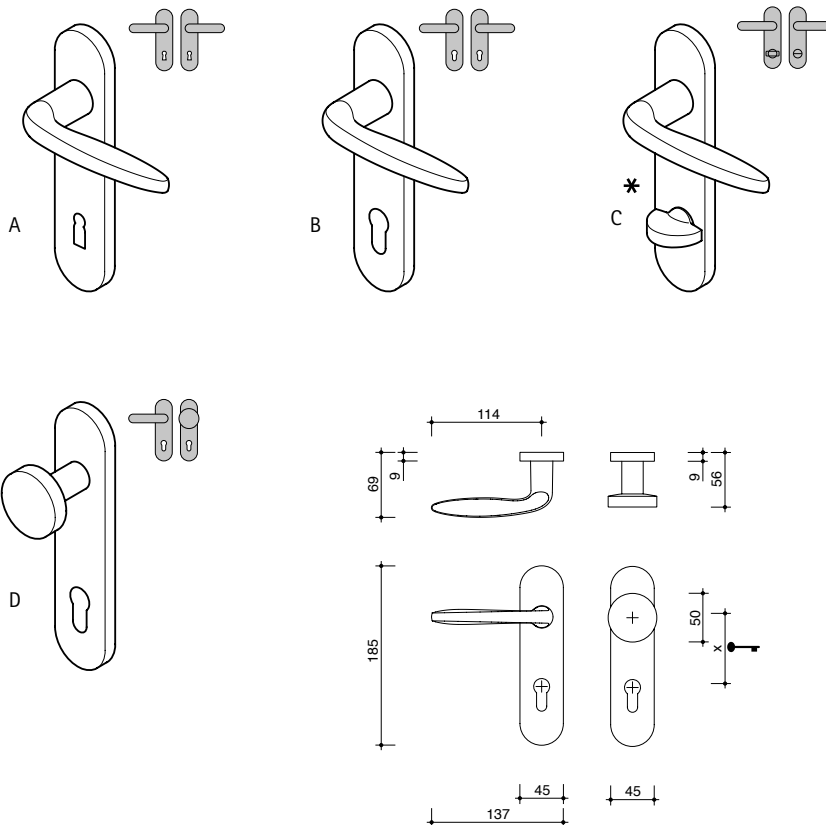
*EN1906 grado 4 (no.11-003205-PR05): su richiesta / on demand



DIN 18275

EN 16341

EN 1706



*



R.	■	U	Key	⊕	○	⊕	⊕	⊕	€			
A	8-9	35-45	72	⊕	-	24	1	07401052	15			
									29,80			
B	8-9	35-45	72	⊕	-	24	1	07401053	29	15		
		35-45	72	⊕	❄	24	1	07401054	29	15		
									48,20	39,80		
C*	8-9 ^(B)	35-45	78	⊕	-	12	1	07401057	29	15		
		35-45	78	⊕	◐	12	1	07401068	29	15		
									53,20	44,80		
D	8-9	35-45	72	⊕	-	24	1	07401055	29	15		
									72,20	63,80		
		35-45	72	⊕	❄	24	1	07401056	29	15		
									82,20	73,80		

Sistema di fissaggio CLAQ e guarnizione per taglio termico disponibili da Giugno 2012 / CLAQ fixing system and heat seal available from June 2012

* Il nottolino si adatta a ■ 7-8-9 (x) / Wc turn snip for ■ 7-8-9 (x)



Finiture / Finishes 28-29

3 7 - 1 0 3 0 B

2000hr



Finiture / Finishes 15

3 7 - 1 0 1 0 B

900hr

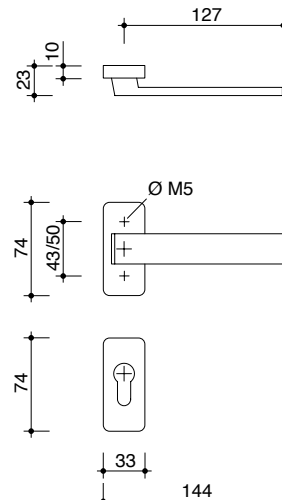
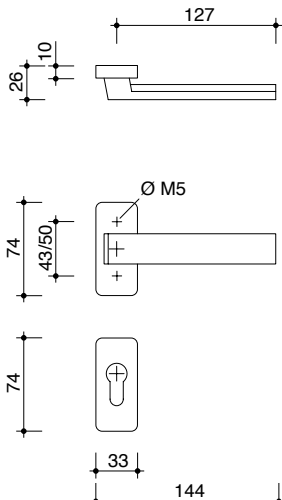
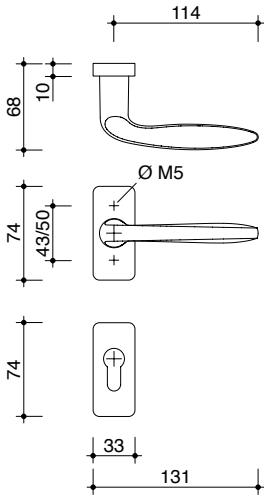
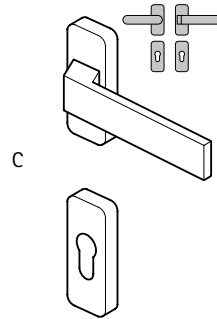
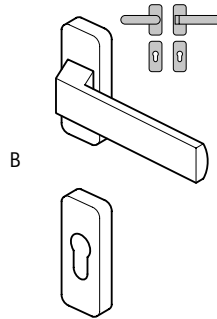
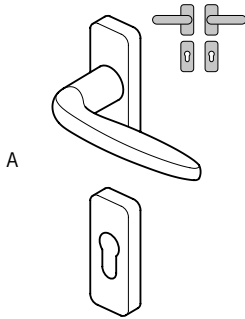
Coppia di maniglie KOBE®, a marchio ENTRA®, fissaggio al quadro con sistema CLAQ®, su rosetta rettangolare 33x74mm (E=43 e 50mm) in AISI304, versione DIN EN 1906 tipo B (molla bi-direzionale con precarico), completa di viti e sottorosetta in HOSTAFORM®. DIN EN 1906: Rosenheim Institute IFT, aprile 2012, no. 11-003205-PR03(PB-G03-03-de-01)*, classe 3. RESISTENZA ALLA DURATA: 200.000 cicli (DIN EN 1906 grado 7). CATEGORIA DI UTILIZZO: adatta per l'impiego in edifici pubblici ad alta frequentazione (DIN EN 1906, classe 3). GARANZIA MECCANICA: 10 anni. RESISTENZA ALLA CORROSIONE: PVD+ (28-29) DIN EN 1906 grado 3; CR-ZERO (15) DIN EN 1906 grado 1. RESISTENZA TERMICA: guarnizione termica Direttiva Europea 2010/31/UE. Pair of KOBE® handles, trade name ENTRA®, CLAQ® fixing system, on a 33x74mm (E=43 and 50mm) AISI304 rectangular rose, version DIN EN 1906, type B (two-way pre-charged spring), complete with screws and HOSTAFORM® under-rose. DIN EN 1906: Rosenheim Institute IFT, April 2012, no. 11-003205-PR03(PB-G03-03-de-01)*, class 3. ENDURANCE TESTED to 200.000 cycles (DIN EN 1906, level 7). CATEGORY OF USE: suitable for use in highly-frequented public buildings (DIN EN 1906, class 3). WARRANTY ON MECHANICAL PARTS: 10 years. CORROSION RESISTANCE: PVD+ (28-29) DIN EN 1906, level 3; CR-ZERO (15) DIN EN 1906, level 1. HEAT RESISTANCE: heat seal in compliance with European Directive 2010/31/EU. *EN1906 grado 4 (no.11-003205-PR05): su richiesta / on demand



DIN 18273

EN 1634-1

EN 1709



R.	■	U	🔑	🔩	⊙	🔩	🔩	🔩	€
A	7-8-9	45-90	🔑	🔩	-	12	🔩	07404001	28 29 15 44,00 46,50 37,87
		45-90	🔑	🔩	❄️	12	🔩	07404002	28 29 15 54,00 56,50 47,87
B	7-8-9	45-90	🔑	🔩	-	12	🔩	07404003	28 29 15 86,00 86,00 71,50
		45-90	🔑	🔩	❄️	12	🔩	07404004	28 29 15 96,00 96,00 81,50
C	7-8-9	45-90	🔑	🔩	-	12	🔩	07404005	28 29 15 86,00 86,00 71,50
		45-90	🔑	🔩	❄️	12	🔩	07404006	28 29 15 96,00 96,00 81,50

Sistema di fissaggio CLAQ e guarnizione per taglio termico disponibili da Giugno 2012 / CLAQ fixing system and heat seal available from June 2012



Finiture / Finishes 28-29

3 7 - 1 0 3 0 C



Finiture / Finishes 15

3 7 - 1 0 1 0 C

Coppia di maniglie KOBE®, a marchio ENTRA®, fissaggio al quadro con sistema CLAQ®, su placca ovale con pioli 24x220mm in versione DIN EN 1906 tipo C (senza molla) completa di viti. DIN EN 1906: Rosenheim Institute IFT, aprile 2012, no. 11-003205-PR03(PB-G03-03-de-01)*, classe 3. RESISTENZA ALLA DURATA: 200.000 cicli (DIN EN 1906 grado 7). CATEGORIA DI UTILIZZO: adatta per l'impiego in edifici pubblici ad alta frequentazione (DIN EN 1906, classe 3). GARANZIA MECCANICA: 10 anni. RESISTENZA ALLA CORROSIONE: PVD+ (28-29) DIN EN 1906 grado 3; CR-ZERO (15) DIN EN 1906 grado 1. RESISTENZA TERMICA: guarnizione termica Direttiva Europea 2010/31/UE. Pair of KOBE® handles, trade name ENTRA®, CLAQ® fixing system, on a 24x220mm oval plate with pins, version DIN EN 1906, type C (without spring), complete with screws. DIN EN 1906: Rosenheim Institute IFT, April 2012, no. 11-003205-PR03(PB-G03-03-de-01)*, class 3. ENDURANCE TESTED to 200.000 cycles (DIN EN 1906, level 7). CATEGORY OF USE: suitable for use in highly-frequented public buildings (DIN EN 1906, class 3). WARRANTY ON MECHANICAL PARTS: 10 years. CORROSION RESISTANCE: PVD+ (28-29) DIN EN 1906, level 3; CR-ZERO (15) DIN EN 1906, level 1. HEAT RESISTANCE: heat seal in compliance with European Directive 2010/31/EU.

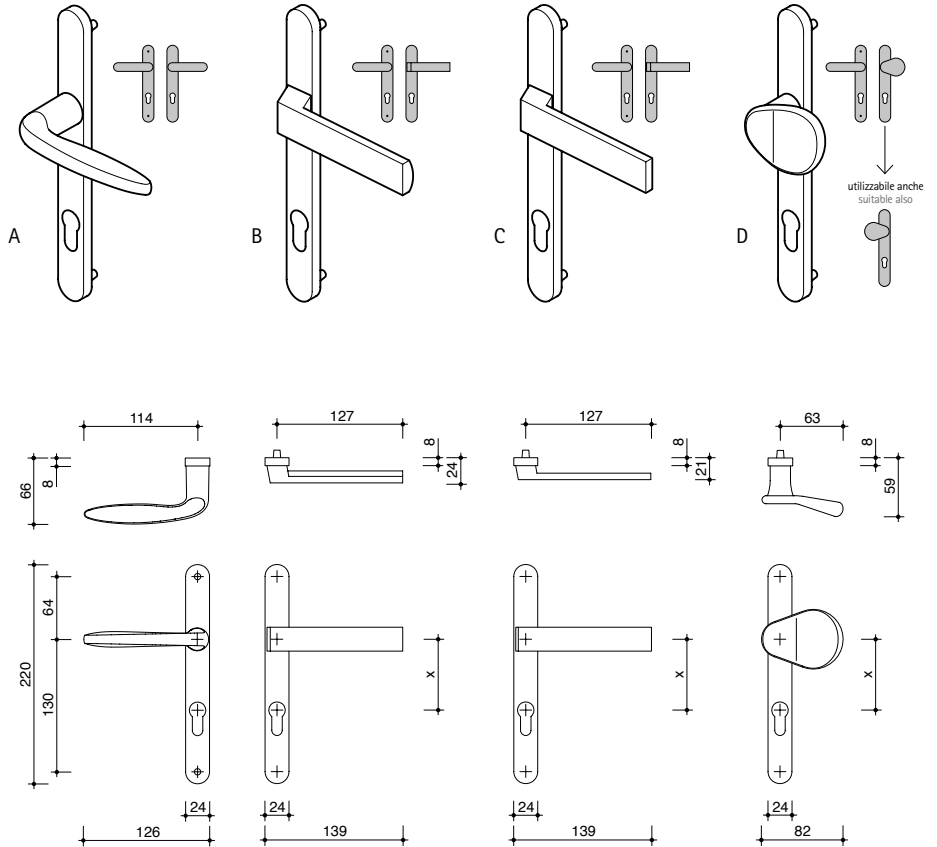
*EN1906 grado 4 (no.11-003205-PR05): su richiesta / on demand



DIN 18275
































































EN 16341

EN 1709



R.	■	U	🔑	🔩	○	📦	👤	📊	€
A	7	35-70	🔑 70	🔩	-	12	📦 1	07452001	28, 60,00, 29, 60,00, 15, 42,00
					❄️	12	📦 1	07452012	28, 70,00, 29, 70,00, 15, 52,00
		70-100	🔑 70	🔩	-	12	📦 1	07452002	28, 62,00, 29, 62,00, 15, 44,00
					❄️	12	📦 1	07452013	28, 72,00, 29, 72,00, 15, 54,00
	8-9	35-70	🔑 92	🔩	-	12	📦 1	07452004	28, 60,00, 29, 60,00, 15, 42,00
					❄️	12	📦 1	07452014	28, 70,00, 29, 70,00, 15, 52,00
		70-100	🔑 92	🔩	-	12	📦 1	07452005	28, 62,00, 29, 62,00, 15, 44,00
					❄️	12	📦 1	07452015	28, 72,00, 29, 72,00, 15, 54,00

Sistema di fissaggio CLAQ e guarnizione per taglio termico disponibili da Giugno 2012 / CLAQ fixing system and heat seal available from June 2012

R.	■								€			
B	7	35-70			-	12		1	07452006	28	29	15
										72,00	72,00	54,00
		35-70				12		1	07452016	28	29	15
										82,00	82,00	64,00
	8-9	70-100			-	12		1	07452007	28	29	15
										74,00	74,00	56,00
		70-100				12		1	07452017	28	29	15
										84,00	84,00	66,00
C	7	35-70			-	12		1	07452020	28	29	15
										72,00	72,00	54,00
		35-70				12		1	07452022	28	29	15
										82,00	82,00	64,00
	8-9	70-100			-	12		1	07452021	28	29	15
										74,00	74,00	56,00
		70-100				12		1	07452023	28	29	15
										84,00	84,00	66,00
D	7	35-70			-	12		1	07452024	28	29	15
										72,00	72,00	54,00
		35-70				12		1	07452026	28	29	15
										82,00	82,00	64,00
	8-9	70-100			-	12		1	07452025	28	29	15
										74,00	74,00	56,00
		70-100				12		1	07452027	28	29	15
										84,00	84,00	66,00
7	70-100			-	12		1	07452010	28	29	15	
										106,00	106,00	88,00
	70-100				12		1	07452028	28	29	15	
										116,00	116,00	98,00
	8-9	70-100			-	12		1	07452011	28	29	15
										106,00	106,00	88,00
70-100				12		1	07452029	28	29	15		
									116,00	116,00	98,00	



Finiture / Finishes 28-29

3 7 - 1 0 3 0 C



Finiture / Finishes 15

3 7 - 1 0 1 0 C

Coppia di maniglie KOBE®, a marchio ENTRA®, fissaggio al quadro con sistema CLAQ®, su placca ovale con pioli 28x230mm in versione DIN EN 1906 tipo C (senza molla), completa di viti. DIN EN 1906: Rosenheim Institute IFT, aprile 2012, no. 11-003205-PR03(PB-G03-03-de-01)*, classe 3. RESISTENZA ALLA DURATA: 200.000 cicli (DIN EN 1906 grado 7). CATEGORIA DI UTILIZZO: adatta per l'impiego in edifici pubblici ad alta frequentazione (DIN EN 1906, classe 3). GARANZIA MECCANICA: 10 anni. RESISTENZA ALLA CORROSIONE: PVD+ (28-29) DIN EN 1906 grado 3; CR-ZERO (15) DIN EN 1906 grado 1. RESISTENZA TERMICA: guarnizione termica Direttiva Europea 2010/31/UE. Pair of KOBE® handles, trade name ENTRA®, CLAQ® fixing system, on a 28x230mm oval plate with pins, version DIN EN 1906, type C (without spring), complete with screws. DIN EN 1906: Rosenheim Institute IFT, April 2012, no. 11-003205-PR03(PB-G03-03-de-01)*, class 3. ENDURANCE TESTED to 200.000 cycles (DIN EN 1906, level 7). CATEGORY OF USE: suitable for use in highly-frequented public buildings (DIN EN 1906, class 3). WARRANTY ON MECHANICAL PARTS: 10 years. CORROSION RESISTANCE: PVD+ (28-29) DIN EN 1906, level 3; CR-ZERO (15) DIN EN 1906, level 1. HEAT RESISTANCE: heat seal in compliance with European Directive 2010/31/EU.

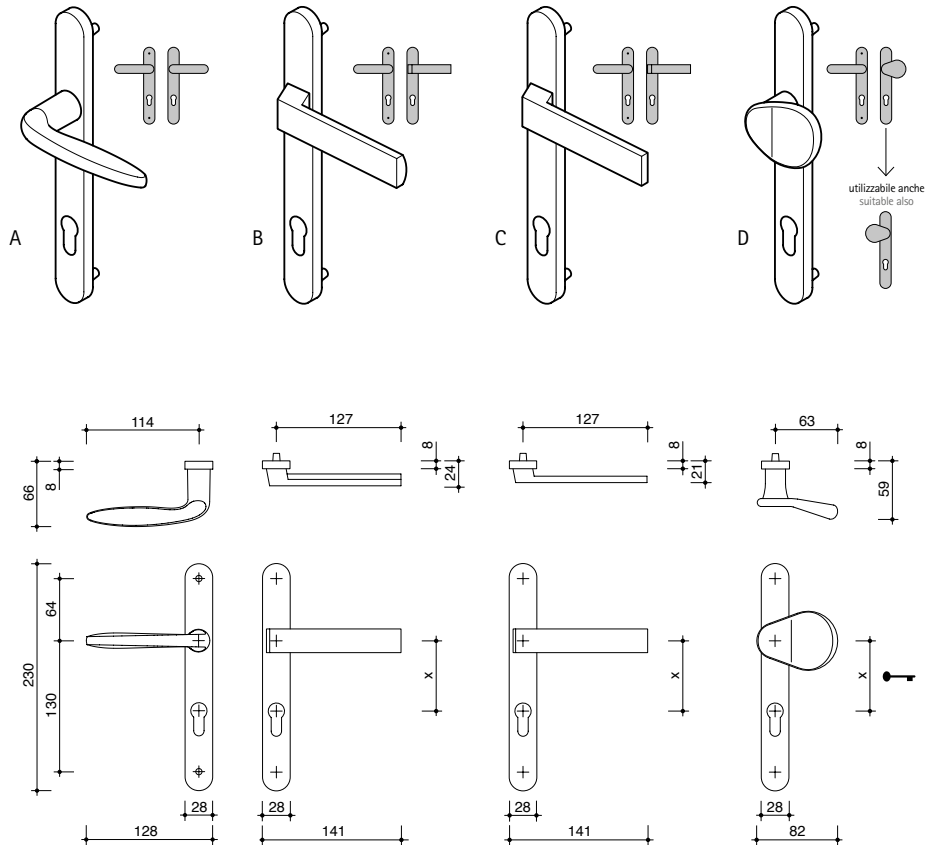
*EN1906 grado 4 (no.11-003205-PR05): su richiesta / on demand



DIN 18275














































































EN 16341

EN 1709



R.	■								€				
A	7	35-70		70		-	12		1	07452030	28	29	15
											60,00	60,00	42,00
		35-70		70			12		1	07452032	28	29	15
												70,00	70,00
		70-100		70		-	12		1	07452031	28	29	15
											62,00	62,00	44,00
		70-100		70			12		1	07452033	28	29	15
												72,00	72,00
		35-70		92		-	12		1	07452034	28	29	15
											60,00	60,00	42,00
		35-70		92			12		1	07452036	28	29	15
												70,00	70,00
		70-100		92		-	12		1	07452035	28	29	15
											62,00	62,00	44,00
		70-100		92			12		1	07452037	28	29	15
											72,00	72,00	54,00

Sistema di fissaggio CLAQ e guarnizione per taglio termico disponibili da Giugno 2012 / CLAQ fixing system and heat seal available from June 2012

R.	■								€			
B	7	35-70			-	12		07452038	28 72,00	29 72,00	15 54,00	
		35-70				12		07452040	28 82,00	29 82,00	15 64,00	
		70-100			-	12		07452039	28 74,00	29 74,00	15 56,00	
		70-100				12		07452041	28 84,00	29 84,00	15 66,00	
	8-9	35-70			-	12		07452042	28 72,00	29 72,00	15 54,00	
		35-70				12		07452044	28 82,00	29 82,00	15 64,00	
		70-100			-	12		07452043	28 74,00	29 74,00	15 56,00	
		70-100				12		07452045	28 84,00	29 84,00	15 66,00	
C	7	35-70			-	12		07452046	28 72,00	29 72,00	15 54,00	
		35-70				12		07452048	28 82,00	29 82,00	15 64,00	
		70-100			-	12		07452047	28 74,00	29 74,00	15 56,00	
		70-100				12		07452049	28 84,00	29 84,00	15 66,00	
	8-9	35-70			-	12		07452050	28 72,00	29 72,00	15 54,00	
		35-70				12		07452052	28 82,00	29 82,00	15 64,00	
		70-100			-	12		07452051	28 74,00	29 74,00	15 56,00	
		70-100				12		07452053	28 84,00	29 84,00	15 66,00	
D	7	70-100			-	12		07452054	28 106,00	29 106,00	15 88,00	
		70-100				12		07452056	28 116,00	29 116,00	15 98,00	
	8-9	70-100			-	12		07452055	28 106,00	29 106,00	15 88,00	
		70-100				12		07452057	28 116,00	29 116,00	15 98,00	

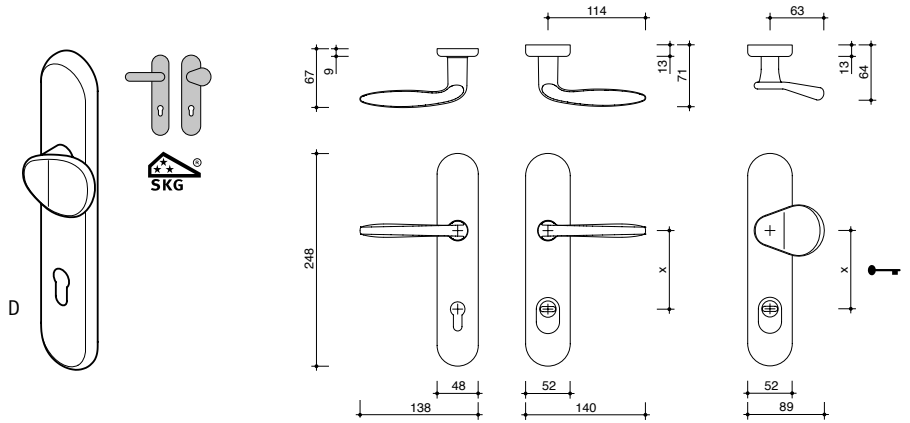
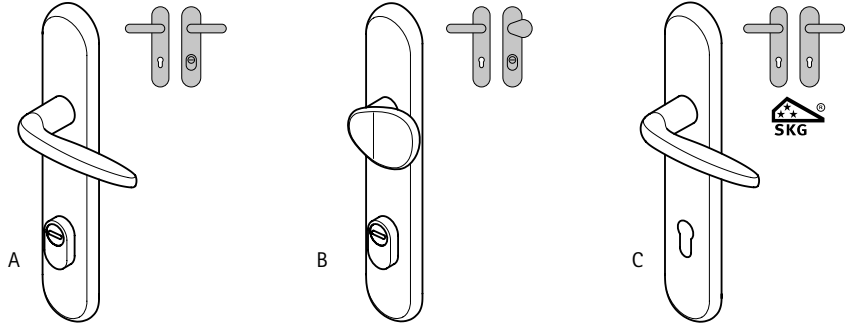


Finiture / Finishes 28-29

- - - - 3 - C












































Coppia di maniglie KOBE®, a marchio ENTRA®, fissaggio al quadro con sistema CLAQ®, su placca di sicurezza con pioli 52x248mm in versione DIN EN 1906 tipo C (senza molla) completa di viti. DIN EN 1906: Rosenheim Institute IFT, aprile 2012, no. 11-003205-PRO3(PB-G03-03-de-01)*, classe 3. RESISTENZA ALLA DURATA: 200.000 cicli (DIN EN 1906 grado 7). CATEGORIA DI UTILIZZO: adatta per l'impiego in edifici pubblici ad alta frequentazione (DIN EN 1906, classe 3). GARANZIA MECCANICA: 10 anni. RESISTENZA ALLA CORROSIONE: PVD+ (28-29) DIN EN 1906 grado 3. RESISTENZA ALLO SCASSO: SKG***. Pair of KOBE® handles, trade name ENTRA®, CLAQ® fixing system, on a 52x248mm se safety plate with pegs, version DIN EN 1906, type C (without spring) complete with screws. DIN EN 1906: Rosenheim Institute IFT, April 2012, no. 11-003205-PRO3(PB-G03-03-de-01)*, class 3. ENDURANCE TESTED to 200.000 cycles (DIN EN 1906, level 7). CATEGORY OF USE: suitable for use in highly-frequented public buildings (DIN EN 1906, class 3). WARRANTY ON MECHANICAL PARTS: 10 years. CORROSION RESISTANCE: PVD+ (28-29) DIN EN 1906, level 3. BURGLARY RESISTANCE: SKG***.

*EN1906 grado 4 (no.11-003205-PRO5): su richiesta / on demand



R.	■	U	🔑	🔩	○	🔧	👤	📊	€
A	7	37-48	🔑 70	🔩	-	4	👤 1	07424007	28 29 170,83 170,83
		62-72	🔑 70	🔩	-	4	👤 1	07424008	28 29 170,83 170,83
	8-9	37-48	🔑 72	🔩	-	4	👤 1	07424009	28 29 170,83 170,83
		62-72	🔑 72	🔩	-	4	👤 1	07424010	28 29 170,83 170,83
		37-48	🔑 92	🔩	-	4	👤 1	07424011	28 29 170,83 170,83
		62-72	🔑 92	🔩	-	4	👤 1	07424012	28 29 170,83 170,83
B	7	37-48	🔑 70	🔩	-	4	👤 1	07424001	28 29 172,73 172,73
		62-72	🔑 70	🔩	-	4	👤 1	07424002	28 29 172,73 172,73

Sistema di fissaggio CLAQ disponibile da Giugno 2012 / CLAQ fixing system available from June 2012

R.	■								€		
B	8-9	37-48	 72		-	4	 1	07424003	28 172,73	29 172,73	
		62-72	 72		-	4	 1	07424004	28 172,73	29 172,73	
		37-48	 92		-	4	 1	07424005	28 172,73	29 172,73	
		62-72	 92		-	4	 1	07424006	28 172,73	29 172,73	
C	8-9	37-48	 72		-	4	 1	07424013	28 154,80	29 154,80	
		62-72	 72		-	4	 1	07424014	28 154,80	29 154,80	
		37-48	 92		-	4	 1	07424015	28 154,80	29 154,80	
		62-72	 92		-	4	 1	07424016	28 154,80	29 154,80	
D	8-9	37-48	 72		-	4	 1	07424017	28 154,80	29 154,80	
		62-72	 72		-	4	 1	07424018	28 154,80	29 154,80	
		37-48	 92		-	4	 1	07424019	28 154,80	29 154,80	
		62-72	 92		-	4	 1	07424020	28 154,80	29 154,80	



Finiture / Finishes 28-29

-	-	-	-	-	3	-	-
---	---	---	---	---	---	---	---



Finiture / Finishes 15

-	-	-	-	-	1	-	-
---	---	---	---	---	---	---	---



Finiture / Finishes 13

-	-	-	-	-	1	-	-
---	---	---	---	---	---	---	---

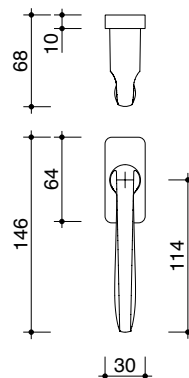
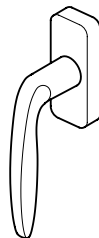
Maniglia KOBÉ®, a marchio ENTRA®, fissaggio al quadro con sistema CLAQ®, su rosetta rettangolare 30x64mm in AISI304 per finestra (DK), completa di viti e meccanismo a 4 posizioni. RESISTENZA ALLA DURATA: 200.000 cicli (DIN EN 1906 grado 7). GARANZIA MECCANICA: 10 anni. RESISTENZA ALLA CORROSIONE: PVD+ (28-29) DIN EN 1906 grado 3; ECO-COATING (13) e CR-ZERO (15) DIN EN 1906 grado 1. RESISTENZA TERMICA: guarnizione termica Direttiva Europea 2010/31/UE. KOBÉ® handle, trade name ENTRA®, CLAQ® fixing system, on a 30x64mm AISI304 rectangular rose for window (DK), complete with screws and 4 position mechanism. ENDURANCE TESTED TO 200.000 cycles (DIN EN 1906, level 7). WARRANTY ON MECHANICAL PARTS: 10 years. CORROSION RESISTANCE: PVD+ (28-29) DIN EN 1906, level 3; ECO-COATING (13) and CR-ZERO (15) DIN EN 1906, level 1. HEAT RESISTANCE: heat seal in compliance with European Directive 2010/31/EU.



DIN 18273

EN 16341

EN 1709

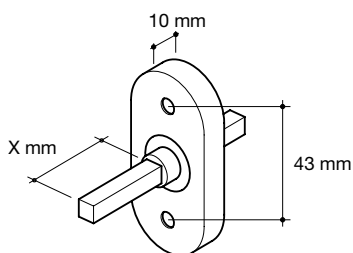


■						€
7	vedi meccanismo / see mechanism	-	24	1	07406001	28 29 15 13 19,10 19,10 14,90 14,90
	vedi meccanismo / see mechanism		24	1	07406002	28 29 15 13 29,10 29,10 24,90 24,90

Sistema di fissaggio CLAQ e guarnizione per taglio termico disponibili da Giugno 2012 / CLAQ fixing system and heat seal available from June 2012



Meccanismo DK senza pioli per CLAQ™.
Turn & Tilt mechanism without posts for CLAQ™.

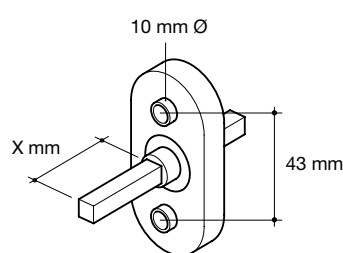


■	X					€
7	27		4	4	06008015	26 3,52
	30		4	4	06008016	26 3,52
	32		4	4	06008017	26 3,52
	35		4	4	06008018	26 3,52
	40		4	4	06008019	26 3,52
	45		4	4	06008020	26 3,52
	50*		4	4	06008021	26 3,52

* Per lunghezze ferro superiori ai 50 mm contattare direttamente ENTECH
For square spindle length over 50 mm contact directly ENTECH



Meccanismo DK con pioli per CLAQ™.
Turn & Tilt mechanism with posts for CLAQ™.



■	X					€
7	27		4	4	06008022	26 3,52
	30		4	4	06008023	26 3,52
	32		4	4	06008024	26 3,52
	35		4	4	06008025	26 3,52
	40		4	4	06008026	26 3,52
	45		4	4	06008027	26 3,52
	50*		4	4	06008028	26 3,52

* Per lunghezze ferro superiori ai 50 mm contattare direttamente ENTECH
For square spindle length over 50 mm contact directly ENTECH



Finiture / Finishes 28-29

-	-	-	-	-	3	-	-
---	---	---	---	---	---	---	---

2000hr

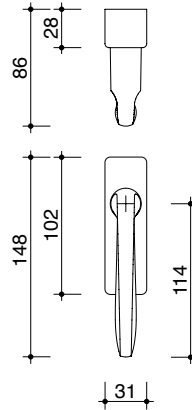
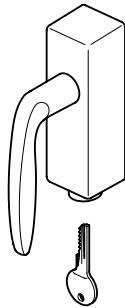


Finiture / Finishes 15

-	-	-	-	-	1	-	-
---	---	---	---	---	---	---	---

900hr

Maniglia KOBE®, a marchio ENTRA®, fissaggio al quadro con sistema CLAQ®, su rosetta rettangolare 31x102mm in AISI304 per finestra con serratura a cifratura, completa di viti e meccanismo a 4 posizioni. RESISTENZA ALLA DURATA: 200.000 cicli (DIN EN 1906 grado 7). GARANZIA MECCANICA: 10 anni. RESISTENZA ALLA CORROSIONE: PVD+ (28-29) DIN EN 1906 grado 3; CR-ZERO (15) DIN EN 1906 grado 1. KOBE® handle, trade name ENTRA®, CLAQ® fixing system, on a 31x102mm AISI304 rectangular rose with cipher lock for window, complete with screws and 4 position mechanism. ENDURANCE TESTED to 200.000 cycles (DIN EN 1906, level 7). WARRANTY ON MECHANICAL PARTS: 10 years. CORROSION RESISTANCE: PVD+ (28-29) DIN EN 1906, level 3; CR-ZERO (15) DIN EN 1906, level 1.



■		○				€				
7		-	12		1	07454001	28	29	15	
							95,57	100,03	79,62	

Sistema di fissaggio CLAQ disponibile da Giugno 2012 / CLAQ fixing system available from June 2012



Finiture / Finishes 40-41

3 7 - 1 0 3 0 B



Finiture / Finishes 14-15

3 7 - 1 0 1 0 B

Coppia di maniglie GIOIA®, a marchio ENTRA®, fissaggio al quadro con sistema CLAQ®, su rosetta tonda 52mm in AISI304, versione DIN EN 1906 tipo B (molla bi-direzionale con precarico), completa di viti e sottorosetta in HOSTAFORM®. DIN EN 1906: Rosenheim Institute IFT, aprile 2012, no. 11-003205-PR03(PB-G03-03-de-01)*, classe 3. RESISTENZA ALLA DURATA: 200.000 cicli (DIN EN 1906 grado 7). CATEGORIA DI UTILIZZO: adatta per l'impiego in edifici pubblici ad alta frequentazione (DIN EN 1906, classe 3). GARANZIA MECCANICA: 10 anni. RESISTENZA ALLA CORROSIONE: STORION (40-41) DIN EN 1906 grado 3; CR-ZERO (14-15) DIN EN 1906 grado 1. RESISTENZA TERMICA: guarnizione termica Direttiva Europea 2010/31/UE. Pair of GIOIA® handles, trade name ENTRA®, CLAQ® fixing system, on a 52mm AISI304 round rose, version DIN EN 1906, type B (two-way pre-charged spring), complete with screws and HOSTAFORM® under-rose. DIN EN 1906: Rosenheim Institute IFT, April 2012, no. 11-003205-PR03(PB-G03-03-de-01)*, class 3. ENDURANCE TESTED to 200.000 cycles (DIN EN 1906, level 7). CATEGORY OF USE: suitable for use in highly-frequented public buildings (DIN EN 1906, class 3). WARRANTY ON MECHANICAL PARTS: 10 years. CORROSION RESISTANCE: STORION (40-41) DIN EN 1906, level 3; CR-ZERO (14-15) DIN EN 1906, level 1. HEAT RESISTANCE: heat seal in compliance with European Directive 2010/31/EU.

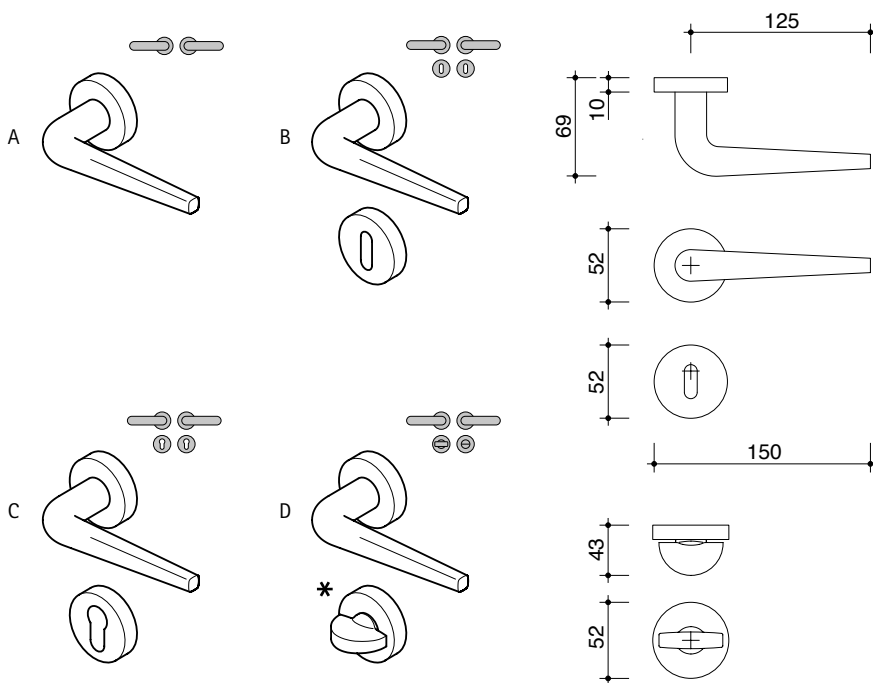
*EN1906 grado 4 (no.11-003205-PR05): su richiesta / on demand



DIN 18275

EN 16341

EN 1706









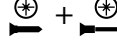


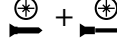


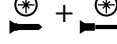


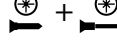


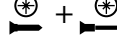



R.	■	U	🔑	🔩	○	🔧	👤	📊	€
A	7	35-45	-	⊕ + ⊕	-	24	1	07502005	40 41 14 15 26,20 26,20 25,20 25,20
	8-9	35-45	-	⊕ + ⊕	-	24	1	07502003	40 41 14 15 26,20 26,20 25,20 25,20
B	7	35-45	🔑	⊕ + ⊕	-	24	1	07502006	40 41 14 15 29,20 29,20 28,20 28,20
	8-9	35-45	🔑	⊕ + ⊕	-	24	1	07502001	40 41 14 15 29,20 29,20 28,20 28,20
C	7	35-45	🔑	⊕ + ⊕	-	24	1	07502007	40 41 14 15 29,20 29,20 28,20 28,20
		35-45	🔑	⊕ + ⊕	❄️	24	1	07502011	40 41 14 15 39,20 39,20 38,20 38,20
	8-9	35-45	🔑	⊕ + ⊕	-	24	1	07502002	40 41 14 15 29,20 29,20 28,20 28,20
		35-45	🔑	⊕ + ⊕	❄️	24	1	07502010	40 41 14 15 39,20 39,20 38,20 38,20



NB: per nottolini con indicatore colorato APERTO/CHIUSO vedi pag. 192
N.B. For bathroom snib & release plates with coloured indication OPEN/CLOSED, see page 192

Sistema di fissaggio CLAQ e guarnizione per taglio termico disponibili da Giugno 2012 / CLAQ fixing system and heat seal available from June 2012

R.	■								€				
D *	7 ⁽⁶⁾	35-45			-	12		07502008	40	41	14	15	
									39,20	39,20	38,20	38,20	
	8-9 ⁽⁴⁻⁵⁾	35-45			-	12		07502004	40	41	14	15	
									39,20	39,20	38,20	38,20	
	8-9 ⁽⁶⁾	35-45			-	12		07502012	40	41	14	15	
								39,20	39,20	38,20	38,20		
8-9 ⁽⁷⁾	35-45			-	12		07502013	40	41	14	15		
								39,20	39,20	38,20	38,20		
8-9 ⁽⁸⁾	35-45			-	12		07502014	40	41	14	15		
								39,20	39,20	38,20	38,20		

* Il nottolino si adatta a ■ 7-8-9 ^(k) / We turn snip for ■ 7-8-9 ^(k)



Finiture / Finishes 40-41

3 7 - 1 0 3 0 B

1200hr



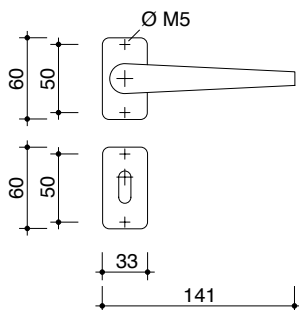
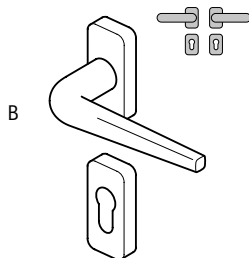
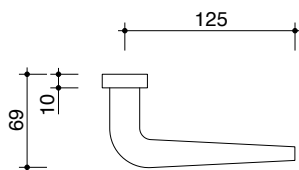
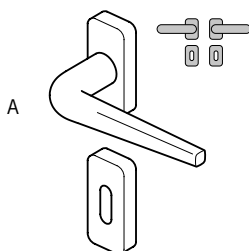
Finiture / Finishes 14-15

















3 7 - 1 0 1 0 B

900hr

Coppia di maniglie GIOIA®, a marchio ENTRA®, fissaggio al quadro con sistema CLAQ®, su rosetta rettangolare 33x60mm (E=50mm) in AISI304, versione DIN EN 1906 tipo B (molla bi-direzionale con precarico), completa di viti e sottorosetta in HOSTAFORM®. DIN EN 1906: Rosenheim Institute IFT, aprile 2012, no. 11-003205-PR03(PB-G03-03-de-01)*, classe 3. RESISTENZA ALLA DURATA: 200.000 cicli (DIN EN 1906 grado 7). CATEGORIA DI UTILIZZO: adatta per l'impiego in edifici pubblici ad alta frequentazione (DIN EN 1906, classe 3). GARANZIA MECCANICA: 10 anni. RESISTENZA ALLA CORROSIONE: STORION (40-41) DIN EN 1906 grado 3; CR-ZERO (14-15) DIN EN 1906 grado 1. Pair of GIOIA® handles, trade name ENTRA®, CLAQ® fixing system, on a 33x60mm (E=50mm) AISI304 rectangular rose, version DIN EN 1906, type B (two-way pre-charged spring), complete with screws and HOSTAFORM® under-rose. DIN EN 1906: Rosenheim Institute IFT, April 2012, no. 11-003205-PR03(PB-G03-03-de-01)*, class 3. ENDURANCE TESTED to 200.000 cycles (DIN EN 1906, level 7). CATEGORY OF USE: suitable for use in highly-frequented public buildings (DIN EN 1906, class 3). WARRANTY ON MECHANICAL PARTS: 10 years. CORROSION RESISTANCE: STORION (40-41) DIN EN 1906, level 3; CR-ZERO (14-15) DIN EN 1906, level 1.

*EN1906 grado 4 (no.11-003205-PR05): su richiesta / on demand



R.	■								€				
A	8-9	35-55			-	24		07503001	40	41	14	15	
									29,20	29,20	28,20	28,20	
B	7	35-55			-	24		07503005	40	41	14	15	
									29,20	29,20	28,20	28,20	
	8-9	35-55			-	24		07503002	40	41	14	15	
									29,20	29,20	28,20	28,20	

Sistema di fissaggio CLAQ disponibile da Giugno 2012 / CLAQ fixing system available from June 2012



Finiture / Finishes 40-41

3 7 - 1 0 3 0 B



Finiture / Finishes 14-15

3 7 - 1 0 1 0 B

Coppia di maniglie GIOIA®, a marchio ENTRA®, fissaggio al quadro con sistema CLAQ®, su placca ovale 40x235mm in versione DIN EN 1906 tipo B (molla bi-direzionale con precarico), completa di viti e sottorosetta in HOSTAFORM®. DIN EN 1906: Rosenheim Institute IFT, aprile 2012, no. 11-003205-PR03(PB-G03-03-de-01)*, classe 3. RESISTENZA ALLA DURATA: 200.000 cicli (DIN EN 1906 grado 7). CATEGORIA DI UTILIZZO: adatta per l'impiego in edifici pubblici ad alta frequentazione (DIN EN 1906, classe 3). GARANZIA MECCANICA: 10 anni. RESISTENZA ALLA CORROSIONE: STORION (40-41) DIN EN 1906 grado 3; CR-ZERO (14-15) DIN EN 1906 grado 1. Pair of GIOIA® handles, trade name ENTRA®, CLAQ® fixing system, on a 40x235mm oval plate, version DIN EN 1906, type B (two-way pre-charged spring), complete with screws and HOSTAFORM® under-rose. DIN EN 1906: Rosenheim Institute IFT, April 2012, no. 11-003205-PR03(PB-G03-03-de-01)*, class 3. ENDURANCE TESTED to 200.000 cycles (DIN EN 1906, class 7). CATEGORY OF USE: suitable for use in highly-frequented public buildings (DIN EN 1906, level 3). WARRANTY ON MECHANICAL PARTS: 10 years. CORROSION RESISTANCE: STORION (40-41) DIN EN 1906, level 3; CR-ZERO (14-15) DIN EN 1906, level 1.

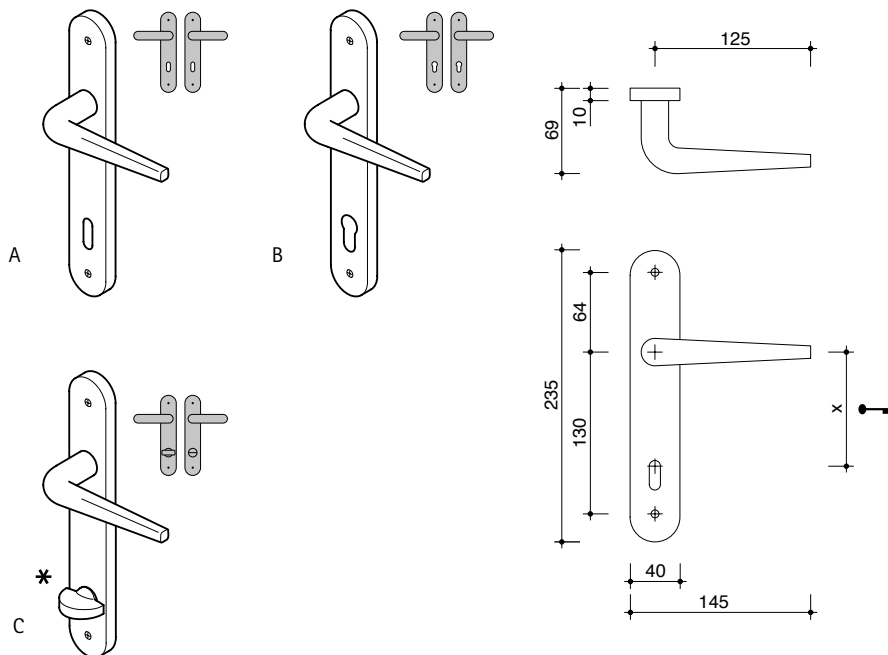
*EN1906 grado 4 (no.11-003205-PR05): su richiesta / on demand



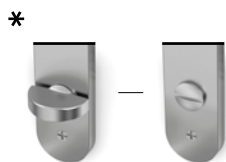
DIN 18275

EN 16341











































EN 1709



R.	■	U	Key	Screw	○	Box	Person	Barcode	€				
A	7	35-55	70	+	-	24	1	07501001	40	41	14	15	
									33,50	30,50	30,50	30,50	
	8-9	35-55	56	+	-	24	1	07501013	40	41	14	15	
										33,50	30,50	30,50	30,50
35-55		72	+	-	24	1	07501004	40	41	14	15		
								33,50	30,50	30,50	30,50		
	35-55	90	+	-	24	1	07501009	40	41	14	15		
								33,50	30,50	30,50	30,50		
B	7	35-55	70	+	-	24	1	07501002	40	41	14	15	
									33,50	30,50	30,50	30,50	
	8-9	35-55	55	+	-	24	1	07501014	40	41	14	15	
										33,50	30,50	30,50	30,50
		35-55	72	+	-	24	1	07501005	40	41	14	15	
									33,50	30,50	30,50	30,50	
	35-55	85	+	-	24	1	07501008	40	41	14	15		
								33,50	30,50	30,50	30,50		
	35-55	90	+	-	24	1	07501010	40	41	14	15		
								33,50	30,50	30,50	30,50		
	35-55	92	+	-	24	1	07501012	40	41	14	15		
								33,50	30,50	30,50	30,50		



Sistema di fissaggio CLAQ disponibile da Giugno 2012 / CLAQ fixing system available from June 2012

R.	■								€				
C *	7 ⁽⁶⁾	35-55	 70		-	12	 1	07501003	40	41	14	15	
									43,50	40,50	40,50	40,50	
	8-9 ⁽⁸⁾	35-55	 63		-	12	 1	07501015	40	41	14	15	
									43,50	40,50	40,50	40,50	
	8-9 ⁽⁸⁾	35-55	 72		-	12	 1	07501006	40	41	14	15	
									43,50	40,50	40,50	40,50	
	8-9 ⁽⁸⁾	35-55	 78		-	12	 1	07501007	40	41	14	15	
									43,50	40,50	40,50	40,50	
	8-9 ⁽⁶⁻⁷⁾	35-55	 90		-	12	 1	07501011	40	41	14	15	
									43,50	40,50	40,50	40,50	
7 ⁽⁶⁾	35-55	 70				12	 1	07501057	41	15			
									45,50	45,50			
8-9 ⁽⁸⁾	35-55	 63				12	 1	07501058	41	15			
									45,50	45,50			
8-9 ⁽⁸⁾	35-55	 72				12	 1	07501059	41	15			
									45,50	45,50			
8-9 ⁽⁸⁾	35-55	 78				12	 1	07501060	41	15			
									45,50	45,50			
8-9 ⁽⁶⁻⁷⁾	35-55	 90				12	 1	07501061	41	15			
									45,50	45,50			

* Il nottolino si adatta a ■ 7-8-9 ⁽⁶⁾ / Wc turn snip for ■ 7-8-9 ⁽⁶⁾



Finiture / Finishes 40-41

3 7 - 1 0 3 0 B



Finiture / Finishes 14-15

3 7 - 1 0 1 0 B

Coppia di maniglie GIOIA®, a marchio ENTRA®, fissaggio al quadro con sistema CLAQ®, su placca ovale con pioli 40x235mm in versione DIN EN 1906 tipo B (molla bi-direzionale con precarico), completa di viti e sottorosetta in HOSTAFORM®. DIN EN 1906: Rosenheim Institute IFT, aprile 2012, no. 11-003205-PRO3(PB-G03-03-de-01)*, classe 3. RESISTENZA ALLA DURATA: 200.000 cicli (DIN EN 1906 grado 7). CATEGORIA DI UTILIZZO: adatta per l'impiego in edifici pubblici ad alta frequentazione (DIN EN 1906, classe 3). GARANZIA MECCANICA: 10 anni. RESISTENZA ALLA CORROSIONE: STORION (40-41) DIN EN 1906 grado 3; CR-ZERO (14-15) DIN EN 1906 grado 1. RESISTENZA TERMICA: guarnizione termica Direttiva Europea 2010/31/UE. Pair of GIOIA® handles, trade name ENTRA®, CLAQ® fixing system, on a 40x235mm oval plate with pins, version DIN EN 1906, type B (two-way pre-charged spring), complete with screws and HOSTAFORM® under-rose. DIN EN 1906: Rosenheim Institute IFT, April 2012, no. 11-003205-PRO3(PB-G03-03-de-01)*, class 3. ENDURANCE TESTED TO 200.000 cycles (DIN EN 1906, level 7). CATEGORY OF USE: suitable for use in highly-frequented public buildings (DIN EN 1906, class 3). WARRANTY ON MECHANICAL PARTS: 10 years. CORROSION RESISTANCE: STORION (40-41) DIN EN 1906, level 3; CR-ZERO (14-15) DIN EN 1906, level 1. HEAT RESISTANCE: heat seal in compliance with European Directive 2010/31/EU.

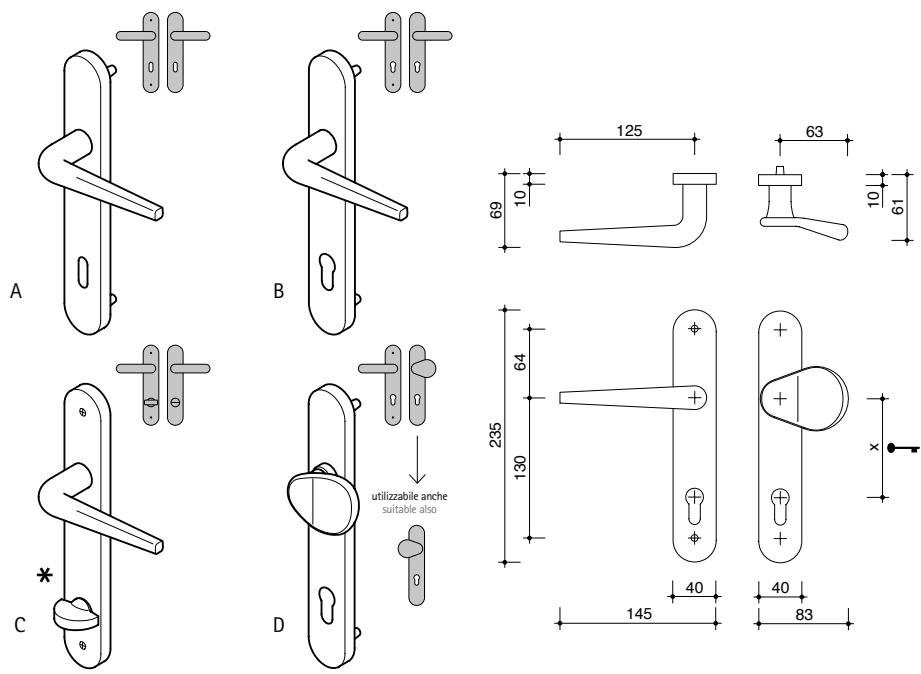
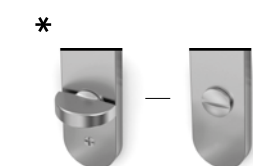
*EN1906 grado 4 (no.11-003205-PRO5): su richiesta / on demand



DIN 18275










































































































EN 16341

EN 1709



R.	■	U	Key	Screw	○	Box	Person	Barcode	€				
A	7	35-60	70	+	-	24	1	07501022	40	41	14	15	
									38,53	35,08	35,08	35,08	
	8-9	35-60	56	+	-	24	1	07501016	40	41	14	15	
									38,53	35,08	35,08	35,08	
		35-60	72	+	-	24	1	07501028	40	41	14	15	
									38,53	35,08	35,08	35,08	
		35-60	90	+	-	24	1	07501037	40	41	14	15	
									38,53	35,08	35,08	35,08	
B	7	35-60	70	+	-	24	1	07501023	40	41	14	15	
									38,53	35,08	35,08	35,08	
			35-60	70	+	❄	24	1	07501024	40	41	14	15
									48,53	45,08	45,08	45,08	
			60-90	70	+	-	24	1	07501025	40	41	14	15
									40,53	37,08	37,08	37,08	
			60-90	70	+	❄	24	1	07501026	40	41	14	15
									50,53	47,08	47,08	47,08	
8-9	35-60	55	+	-	24	1	07501017	40	41	14	15		
									38,53	35,08	35,08	35,08	
		35-60	55	+	❄	24	1	07501018	40	41	14	15	
									48,53	45,08	45,08	45,08	
		60-90	55	+	-	24	1	07501019	40	41	14	15	
									40,53	37,08	37,08	37,08	
		60-90	55	+	❄	24	1	07501020	40	41	14	15	
									50,53	47,08	47,08	47,08	

Sistema di fissaggio CLAQ e guarnizione per taglio termico disponibili da Giugno 2012 / CLAQ fixing system and heat seal available from June 2012

R.	■								€				
B	8-9	35-60		72		-	24		07501029	40	41	14	15
										38,53	35,08	35,08	35,08
		35-60		72			24		07501030	40	41	14	15
										48,53	45,08	45,08	45,08
		60-90		72		-	24		07501031	40	41	14	15
										40,53	37,08	37,08	37,08
		60-90		72			24		07501032	40	41	14	15
										50,53	47,08	47,08	47,08
		35-60		85		-	24		07501035	40	41	14	15
										38,53	35,08	35,08	35,08
35-60		85			24		07501036	40	41	14	15		
								48,53	45,08	45,08	45,08		
35-60		90		-	24		07501038	40	41	14	15		
								38,53	35,08	35,08	35,08		
35-60		90			24		07501039	40	41	14	15		
								48,53	45,08	45,08	45,08		
35-60		92		-	24		07501041	40	41	14	15		
								38,53	35,08	35,08	35,08		
35-60		92			24		07501042	40	41	14	15		
								48,53	45,08	45,08	45,08		
C *	7 ⁽⁶⁾	35-60		70		-	12		07501027	40	41	14	15
										48,53	45,08	45,08	45,08
	8-9 ⁽⁸⁾	35-60		63		-	12		07501021	40	41	14	15
										48,53	45,08	45,08	45,08
	8-9 ⁽⁸⁾	35-60		72		-	12		07501033	40	41	14	15
										48,53	45,08	45,08	45,08
	8-9 ⁽⁸⁾	35-60		78		-	12		07501034	40	41	14	15
										48,53	45,08	45,08	45,08
	8-9 ⁽⁶⁻⁷⁾	35-60		90		-	12		07501040	40	41	14	15
										48,53	45,08	45,08	45,08
7 ⁽⁶⁾	35-60		70			12		07501062	41	15			
									50,08	50,08			
8-9 ⁽⁸⁾	35-60		63			12		07501063	41	15			
									50,08	50,08			
8-9 ⁽⁸⁾	35-60		72			12		07501064	41	15			
									50,08	50,08			
8-9 ⁽⁸⁾	35-60		78			12		07501065	41	15			
									50,08	50,08			
8-9 ⁽⁶⁻⁷⁾	35-60		90			12		07501066	41	15			
									50,08	50,08			
D	7	35-60		70		-	12		07501045	41	15		
										98,80	98,80		
	35-60		70			12		07501046	41	15			
									108,80	108,80			
	8	35-60		55		-	12		07501043	41	15		
										98,80	98,80		
	35-60		55			12		07501044	41	15			
									108,80	108,80			
8-9	35-60		85		-	12		07501047	41	15			
									98,80	98,80			
	35-60		85			12		07501048	41	15			
									108,80	108,80			
35-60		92		-	12		07501049	41	15				
								98,80	98,80				
35-60		92			12		07501050	41	15				
								108,80	108,80				

* Il nottolino si adatta a ■ 7-8-9^(k) / Wc turn snip for ■ 7-8-9^(k)



Finiture / Finishes 29

3 7 - 1 0 3 0 B

2000hr



Finiture / Finishes 41

3 7 - 1 0 2 0 B

1200hr



Finiture / Finishes 15

3 7 - 1 0 1 0 A

900hr

Coppia di maniglie GIOIA®, a marchio ENTRA®, fissaggio al quadro con sistema CLAQ®, su placca ovale 45x185mm in AISI304, versione DIN EN 1906 tipo A (con molla), completa di viti. DIN EN 1906: Rosenheim Institute IFT, aprile 2012, no. 11-003205-PR03(PB-G03-03-de-01)*, classe 3. RESISTENZA ALLA DURATA: 200.000 cicli (DIN EN 1906 grado 7). CATEGORIA DI UTILIZZO: adatta per l'impiego in edifici pubblici ad alta frequentazione (DIN EN 1906, classe 3). GARANZIA MECCANICA: 10 anni. RESISTENZA ALLA CORROSIONE: STORION (41) DIN EN 1906 grado 3; CR-ZERO (15) DIN EN 1906 grado 1. RESISTENZA TERMICA: guarnizione termica Direttiva Europea 2010/31/UE. Pair of GIOIA® handles, trade name ENTRA®, CLAQ® fixing system, on a 45x185mm AISI304 oval plate, version DIN EN 1906, type A (with spring), complete with screws. DIN EN 1906: Rosenheim Institute IFT, April 2012, no. 11-003205-PR03(PB-G03-03-de-01)*, class 3. ENDURANCE TESTED to 200.000 cycles (DIN EN 1906, level 7). CATEGORY OF USE: suitable for use in highly-frequented public buildings (DIN EN 1906, class 3). WARRANTY ON MECHANICAL PARTS: 10 years. CORROSION RESISTANCE: STORION (41) DIN EN 1906, level 3; CR-ZERO (15) DIN EN 1906, level 1. HEAT RESISTANCE: heat seal in compliance with European Directive 2010/31/EU.

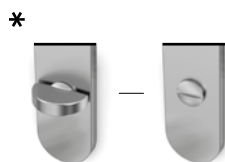
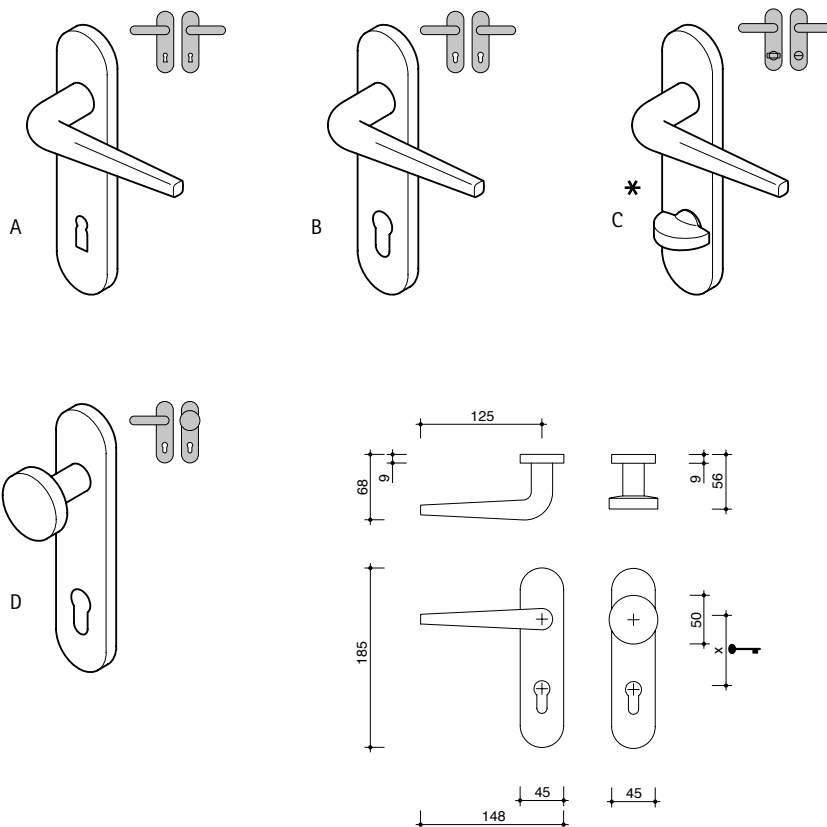
*EN1906 grado 4 (no.11-003205-PR05): su richiesta / on demand



DIN 18275

EN 16341

EN 1706



R.	■	U	🔑	🔩	○	📦	👤	📊	€
A	8-9	35-45	🔑 72	🔩 ⊕	-	24	📦 1	07501051	15 36,85
B	8-9	35-45	🔑 72	🔩 ⊕	-	24	📦 1	07501052	41 15 46,85 36,85
		35-45	🔑 72	🔩 ⊕	❄️	24	📦 1	07501053	29 41 46,85 46,85
C*	8-9 ^(B)	35-45	🔑 78	🔩 ⊕	-	12	📦 1	07501056	41 15 46,85 36,85
		35-45	🔑 78	🔩 ⊕	🔴	12	📦 1	07501067	41 15 51,85 41,85
D	8-9	35-45	🔑 72	🔩 ⊕	-	24	📦 1	07501054	29 41 70,85 70,85
		35-45	🔑 72	🔩 ⊕	❄️	24	📦 1	07501055	29 41 80,85 80,85

Sistema di fissaggio CLAQ e guarnizione per taglio termico disponibili da Giugno 2012 / CLAQ fixing system and heat seal available from June 2012

* Il nottolino si adatta a ■ 7-8-9^(A) / Wc turn snip for ■ 7-8-9^(A)



Finiture / Finishes 40-41

3 7 - 1 0 3 0 B



Finiture / Finishes 15

3 7 - 1 0 1 0 B


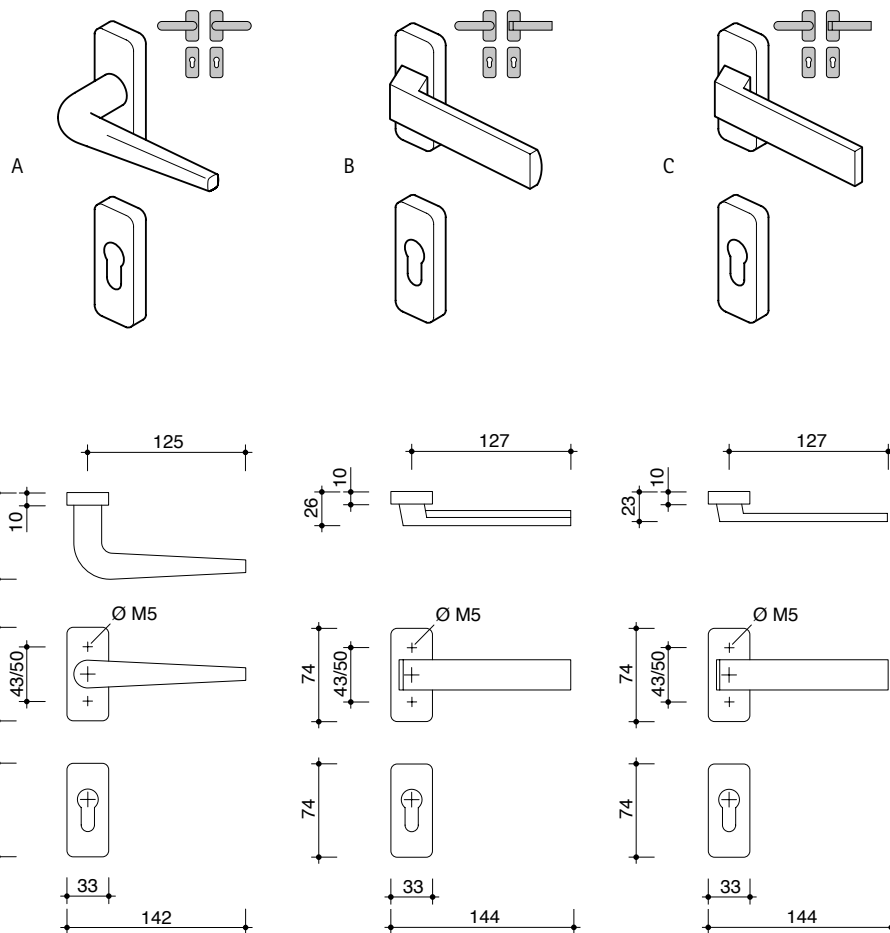
Coppia di maniglie GIOIA®, a marchio ENTRA®, fissaggio al quadro con sistema CLAQ®, su rosetta rettangolare 33x74mm (E=43 e 50mm) in AISI304, versione DIN EN 1906 tipo B (molla bi-direzionale con precarico), completa di viti e sottorosetta in HOSTAFORM®. DIN EN 1906: Rosenheim Institute IFT, aprile 2012, no. 11-003205-PR03(PB-G03-03-de-01)*, classe 3. RESISTENZA ALLA DURATA: 200.000 cicli (DIN EN 1906 grado 7). CATEGORIA DI UTILIZZO: adatta per l'impiego in edifici pubblici ad alta frequentazione (DIN EN 1906, classe 3). GARANZIA MECCANICA: 10 anni. RESISTENZA ALLA CORROSIONE: STORION (40-41) DIN EN 1906 grado 3; CR-ZERO (15) DIN EN 1906 grado 1. RESISTENZA TERMICA: guarnizione termica Direttiva Europea 2010/31/UE. Pair of GIOIA® handles, trade name ENTRA®, CLAQ® fixing system, on a 33x74mm (E=43 and 50mm) AISI304 rectangular rose, version DIN EN 1906, type B (two-way pre-charged spring), complete with screws and HOSTAFORM® under-rose. DIN EN 1906: Rosenheim Institute IFT, April 2012, no. 11-003205-PR03(PB-G03-03-de-01)*, class 3. ENDURANCE TESTED to 200.000 cycles (DIN EN 1906, level 7). CATEGORY OF USE: suitable for use in highly-frequented public buildings (DIN EN 1906, class 3). WARRANTY ON MECHANICAL PARTS: 10 years. CORROSION RESISTANCE: STORION (40-41) DIN EN 1906, level 3; CR-ZERO (15) DIN EN 1906, level 1. HEAT RESISTANCE: heat seal in compliance with European Directive 2010/31/EU. *EN1906 grado 4 (no.11-003205-PR05): su richiesta / on demand



DIN 18273

EN 15341

EN 1709



R.	■								€
A	7-8-9	45-90			-	12		07504001	40 41 15 29,20 29,20 28,20
						12		07504002	40 41 15 39,20 39,20 38,20
B	7-8-9	45-90			-	12		07504003	40 41 15 86,00 86,00 71,50
						12		07504004	40 41 15 96,00 96,00 81,50
C	7-8-9	45-90			-	12		07504005	40 41 15 86,00 86,00 71,50
						12		07504006	40 41 15 96,00 96,00 81,50

Sistema di fissaggio CLAQ e guarnizione per taglio termico disponibili da Giugno 2012 / CLAQ fixing system and heat seal available from June 2012



Finiture / Finishes 40-41

3 7 - 1 0 3 0 C



Finiture / Finishes 15

3 7 - 1 0 1 0 C

Coppia di maniglie GIOIA®, a marchio ENTRA®, fissaggio al quadro con sistema CLAQ®, su placca ovale con pioli 24x220mm in versione DIN EN 1906 tipo C (senza molla) completa di viti. DIN EN 1906: Rosenheim Institute IFT, aprile 2012, no. 11-003205-PRO3(PB-G03-03-de-01)*, classe 3. RESISTENZA ALLA DURATA: 200.000 cicli (DIN EN 1906 grado 7). CATEGORIA DI UTILIZZO: adatta per l'impiego in edifici pubblici ad alta frequentazione (DIN EN 1906, classe 3). GARANZIA MECCANICA: 10 anni. RESISTENZA ALLA CORROSIONE: STORION (40-41) DIN EN 1906 grado 3; CR-ZERO (15) DIN EN 1906 grado 1. RESISTENZA TERMICA: guarnizione termica Direttiva Europea 2010/31/UE. Pair of GIOIA® handles, trade name ENTRA®, CLAQ® fixing system, on a 24x220mm oval plate with pins, version DIN EN 1906, type C (without spring), complete with screws. DIN EN 1906: Rosenheim Institute IFT, April 2012, no. 11-003205-PRO3(PB-G03-03-de-01)*, class 3. ENDURANCE TESTED to 200.000 cycles (DIN EN 1906, level 7). CATEGORY OF USE: suitable for use in highly-frequented public buildings (DIN EN 1906, class 3). WARRANTY ON MECHANICAL PARTS: 10 years. CORROSION RESISTANCE: STORION (40-41) DIN EN 1906, level 3; CR-ZERO (15) DIN EN 1906, level 1. HEAT RESISTANCE: heat seal in compliance with European Directive 2010/31/EU.

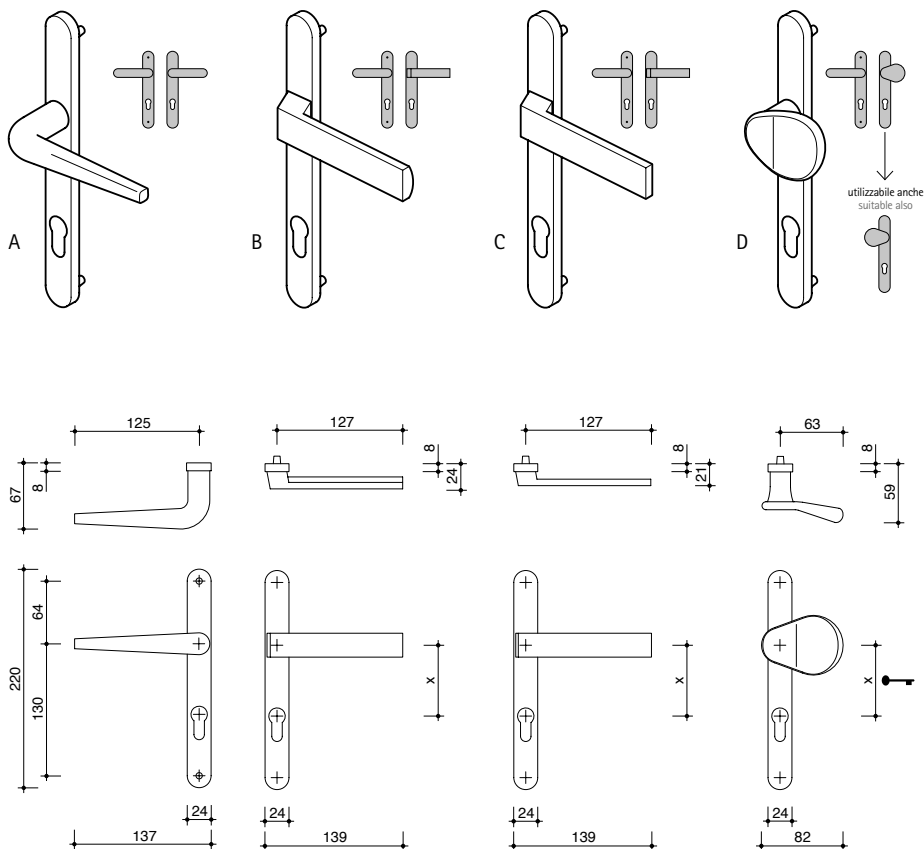
*EN1906 grado 4 (no.11-003205-PRO5): su richiesta / on demand



DIN 18275
































































EN 16341

EN 1709



R.	■								€				
A	7	35-70		70		-	12		1	07552001	40	41	15
											60,00	60,00	42,00
		35-70		70			12		1	07552012	40	41	15
											70,00	70,00	52,00
		70-100		70		-	12		1	07552002	40	41	15
										62,00	62,00	44,00	
		70-100		70			12		1	07552013	40	41	15
										72,00	72,00	54,00	
8-9	35-70		92		-	12		1	07552004	40	41	15	
										60,00	60,00	42,00	
	35-70		92			12		1	07552014	40	41	15	
										70,00	70,00	52,00	
70-100		92		-	12		1	07552005	40	41	15		
									62,00	62,00	44,00		
	70-100		92			12		1	07552015	40	41	15	
									72,00	72,00	54,00		

Sistema di fissaggio CLAQ e guarnizione per taglio termico disponibili da Giugno 2012 / CLAQ fixing system and heat seal available from June 2012

R.	■								€				
B	7	35-70	 70		-	12	 1	07552006	40	41	15		
									72,00	72,00	54,00		
		35-70	 70			12	 1	07552016	40	41	15		
									82,00	82,00	64,00		
		70-100	 70		-	12	 1	07552007	40	41	15		
									74,00	74,00	56,00		
		70-100	 70			12	 1	07552017	40	41	15		
									84,00	84,00	66,00		
8-9	35-70	 92		-	12	 1	07552008	40	41	15			
									72,00	72,00	54,00		
	35-70	 92			12	 1	07552018	40	41	15			
									82,00	82,00	64,00		
C	7	35-70	 70		-	12	 1	07552020	40	41	15		
									72,00	72,00	54,00		
		35-70	 70			12	 1	07552022	40	41	15		
									82,00	82,00	64,00		
		70-100	 70		-	12	 1	07552021	40	41	15		
									74,00	74,00	56,00		
		70-100	 70			12	 1	07552023	40	41	15		
									84,00	84,00	66,00		
8-9	35-70	 92		-	12	 1	07552024	40	41	15			
									72,00	72,00	54,00		
	35-70	 92			12	 1	07552026	40	41	15			
									82,00	82,00	64,00		
D	7	70-100	 70		-	12	 1	07552010	40	41	15		
										106,00	106,00	88,00	
		70-100	 70			12	 1	07552028	40	41	15		
										116,00	116,00	98,00	
	8-9	70-100	 92		-	12	 1	07552011	40	41	15		
										106,00	106,00	88,00	
		70-100	 92			12	 1	07552029	40	41	15		
										116,00	116,00	98,00	



Finiture / Finishes 40-41

3 7 - 1 0 3 0 C

1200hr



Finiture / Finishes 15

3 7 - 1 0 1 0 C

900hr

Coppia di maniglie GIOIA®, a marchio ENTRA®, fissaggio al quadro con sistema CLAQ®, su placca ovale con pioli 28x230mm in versione DIN EN 1906 tipo C (senza molla), completa di viti. DIN EN 1906: Rosenheim Institute IFT, aprile 2012, no. 11-003205-PR03(PB-G03-03-de-01)*, classe 3. RESISTENZA ALLA DURATA: 200.000 cicli (DIN EN 1906 grado 7). CATEGORIA DI UTILIZZO: adatta per l'impiego in edifici pubblici ad alta frequentazione (DIN EN 1906, classe 3). GARANZIA MECCANICA: 10 anni. RESISTENZA ALLA CORROSIONE: STORION (40-41) DIN EN 1906 grado 3; CR-ZERO (14-15) DIN EN 1906 grado 1. RESISTENZA TERMICA: guarnizione termica Direttiva Europea 2010/31/JE. Pair of GIOIA® handles, trade name ENTRA®, CLAQ® fixing system, on a 28x230mm oval plate with pins, version DIN EN 1906, type C (without spring), complete with screws. DIN EN 1906: Rosenheim Institute IFT, April 2012, no. 11-003205-PR03(PB-G03-03-de-01)*, class 3. ENDURANCE TESTED to 200.000 cycles (DIN EN 1906, level 7). CATEGORY OF USE: suitable for use in highly-frequented public buildings (DIN EN 1906, class 3). WARRANTY ON MECHANICAL PARTS: 10 years. CORROSION RESISTANCE: STORION (40-41) DIN EN 1906, level 3; CR-ZERO (14-15) DIN EN 1906, level 1. HEAT RESISTANCE: heat seal in compliance with European Directive 2010/31/EU.

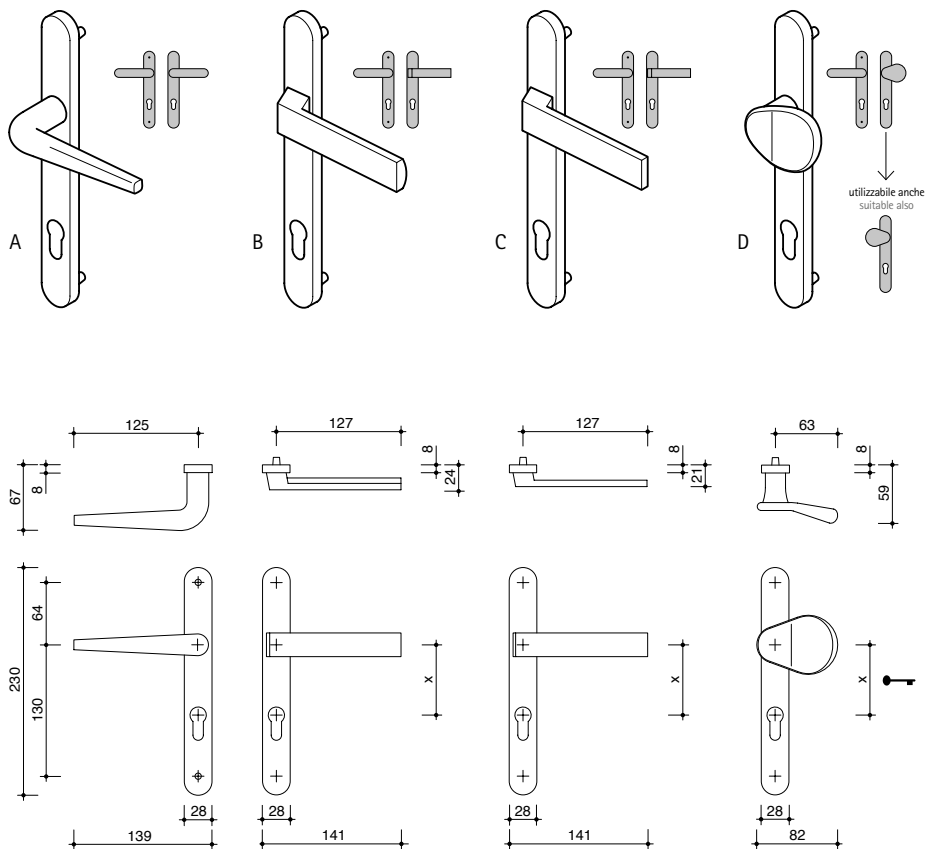
*EN1906 grado 4 (no.11-003205-PR05): su richiesta / on demand



DIN 18275
































































EN 16341

EN 1709



R.	■	U	Key	Screw	○	Box	Person	Barcode	€		
A	7	35-70	70	+	-	12	1	07552030	40	41	15
					60,00	60,00	42,00				
		35-70	70	+	❄️	12	1	07552032	40	41	15
					70,00	70,00	52,00				
	70-100	70	+	-	12	1	07552031	40	41	15	
				62,00	62,00	44,00					
	70-100	70	+	❄️	12	1	07552033	40	41	15	
				72,00	72,00	54,00					
8-9	35-70	92	+	-	12	1	07552034	40	41	15	
				60,00	60,00	42,00					
	35-70	92	+	❄️	12	1	07552036	40	41	15	
				70,00	70,00	52,00					
70-100	92	+	-	12	1	07552035	40	41	15		
			62,00	62,00	44,00						
70-100	92	+	❄️	12	1	07552037	40	41	15		
			72,00	72,00	54,00						

Sistema di fissaggio CLAQ e guarnizione per taglio termico disponibili da Giugno 2012 / CLAQ fixing system and heat seal available from June 2012

R.	■								€			
B	7	35-70			-	12		07552038	40	41	15	
									72,00	72,00	54,00	
		35-70				12		07552040	40	41	15	
									82,00	82,00	64,00	
		70-100			-	12		07552039	40	41	15	
									74,00	74,00	56,00	
		70-100				12		07552041	40	41	15	
									84,00	84,00	66,00	
8-9	35-70			-	12		07552042	40	41	15		
								72,00	72,00	54,00		
	35-70				12		07552044	40	41	15		
								82,00	82,00	64,00		
C	7	35-70			-	12		07552046	40	41	15	
									72,00	72,00	54,00	
		35-70				12		07552048	40	41	15	
									82,00	82,00	64,00	
		70-100			-	12		07552047	40	41	15	
									74,00	74,00	56,00	
		70-100				12		07552049	40	41	15	
									84,00	84,00	66,00	
8-9	35-70			-	12		07552050	40	41	15		
								72,00	72,00	54,00		
	35-70				12		07552052	40	41	15		
								82,00	82,00	64,00		
D	7	70-100			-	12		07552054	40	41	15	
									106,00	106,00	88,00	
		70-100				12		07552056	40	41	15	
									116,00	116,00	98,00	
	8-9	70-100			-	12		07552055	40	41	15	
									106,00	106,00	88,00	
		70-100				12		07552057	40	41	15	
									116,00	116,00	98,00	



Finiture / Finishes 40-41

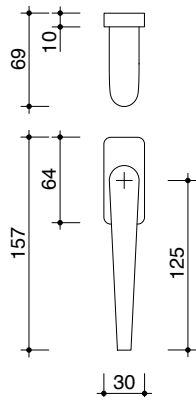
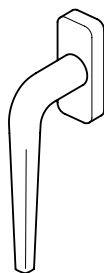
3 7 - 1 0 3 0 B



Finiture / Finishes 14-15

- - - - - 1 - -

Maniglia GIOIA®, a marchio ENTRA®, fissaggio al quadro con sistema CLAQ®, su rosetta rettangolare 30x64mm in AISI304 per finestra (DK), completa di viti e meccanismo a 4 posizioni. RESISTENZA ALLA DURATA: 200.000 cicli (DIN EN 1906 grado 7). GARANZIA MECCANICA: 10 anni. RESISTENZA ALLA CORROSIONE: STORION (40-41) DIN EN 1906 grado 3; CR-ZERO (14-15) DIN EN 1906 grado 1. RESISTENZA TERMICA: guarnizione termica Direttiva Europea 2010/31/UE. GIOIA® handle, trade name ENTRA®, CLAQ® fixing system, on a 30x64mm AISI304 rectangular rose for window (DK), complete with screws and 4 position mechanism. ENDURANCE TESTED TO 200.000 cycles (DIN EN 1906, level 7). WARRANTY ON MECHANICAL PARTS: 10 years. CORROSION RESISTANCE: STORION (40-41) DIN EN 1906, level 3; CR-ZERO (14-15) DIN EN 1906, level 1. HEAT RESISTANCE: heat seal in compliance with European Directive 2010/31/EU.

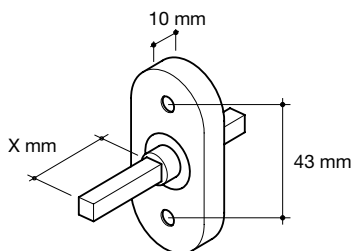


■					€	
7	vedi meccanismo / see mechanism	-	24	1	07506001	40 41 14 15 14,60 14,60 14,10 14,10
	vedi meccanismo / see mechanism		24	1	07506002	40 41 14 15 24,60 24,60 24,10 24,10

Sistema di fissaggio CLAQ e guarnizione per taglio termico disponibili da Giugno 2012 / CLAQ fixing system and heat seal available from June 2012



Meccanismo DK senza pioli per CLAQ™.
Turn & Tilt mechanism without posts for CLAQ™.

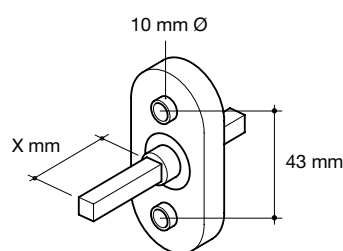


■	X					€
7	27		4	4	06008015	26 3,52
	30		4	4	06008016	26 3,52
	32		4	4	06008017	26 3,52
	35		4	4	06008018	26 3,52
	40		4	4	06008019	26 3,52
	45		4	4	06008020	26 3,52
	50*		4	4	06008021	26 3,52

* Per lunghezze ferro superiori ai 50 mm contattare direttamente ENTECH
For square spindle length over 50 mm contact directly ENTECH



Meccanismo DK con pioli per CLAQ™.
Turn & Tilt mechanism with posts for CLAQ™.



■	X					€
7	27		4	4	06008022	26 3,52
	30		4	4	06008023	26 3,52
	32		4	4	06008024	26 3,52
	35		4	4	06008025	26 3,52
	40		4	4	06008026	26 3,52
	45		4	4	06008027	26 3,52
	50*		4	4	06008028	26 3,52

* Per lunghezze ferro superiori ai 50 mm contattare direttamente ENTECH
For square spindle length over 50 mm contact directly ENTECH



Finiture / Finishes 40-41

-	-	-	-	-	3	-	-
---	---	---	---	---	---	---	---

1200hr

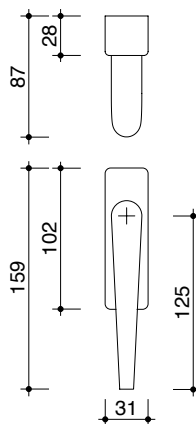
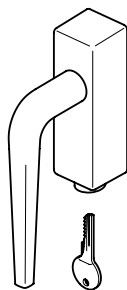


Finiture / Finishes 14-15

-	-	-	-	-	1	-	-
---	---	---	---	---	---	---	---

900hr

Maniglia GIOIA®, a marchio ENTRA®, fissaggio al quadro con sistema CLAQ®, su rosetta rettangolare 31x102mm in AISI304 per finestra con serratura a cifratura, completa di viti e meccanismo a 4 posizioni. RESISTENZA ALLA DURATA: 200.000 cicli (DIN EN 1906 grado 7). GARANZIA MECCANICA: 10 anni. RESISTENZA ALLA CORROSIONE: STORION (40-41) DIN EN 1906 grado 3; CR-ZERO (15) DIN EN 1906 grado 1. GIOIA® handle, trade name ENTRA®, CLAQ® fixing system, on a 31x102mm AISI304 rectangular rose with cipher lock for window, complete with screws and 4 position mechanism. ENDURANCE TESTED to 200.000 cycles (DIN EN 1906, level 7). WARRANTY ON MECHANICAL PARTS: 10 years. CORROSION RESISTANCE: STORION (40-41) DIN EN 1906, level 3; CR-ZERO (15) DIN EN 1906, level 1.



						€		
7		-	12		07554001	40	41	15
						95,57	100,03	79,62

Sistema di fissaggio CLAQ disponibile da Giugno 2012 / CLAQ fixing system available from June 2012



Finiture / Finishes 40-41

3 7 - 1 0 3 0 B



Finiture / Finishes 14-15

3 7 - 1 0 1 0 B

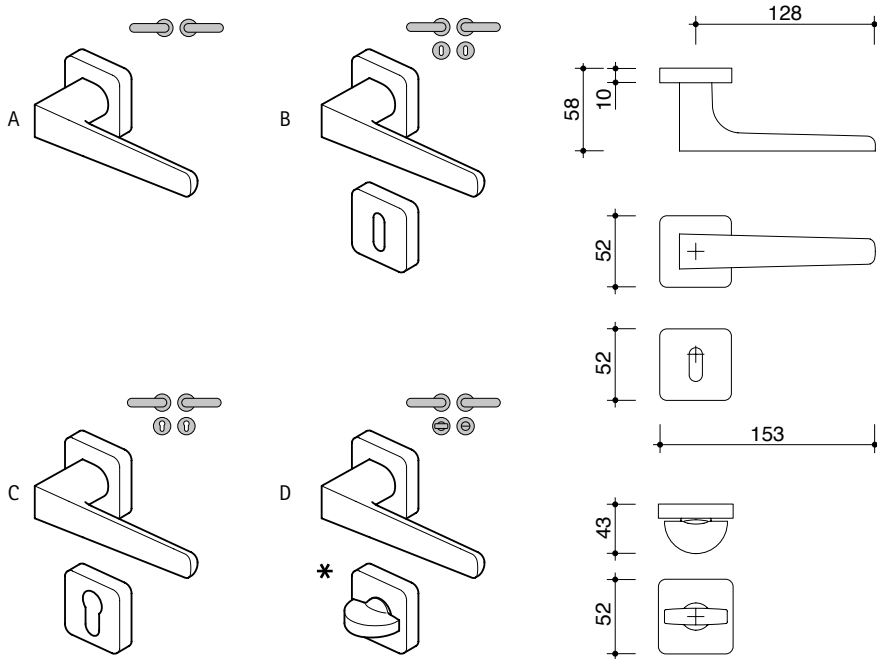
Coppia di maniglie GAIUS®, a marchio ENTRA®, fissaggio al quadro con sistema CLAQ®, su rosetta quadra 52mm in AISI304, versione DIN EN 1906 tipo B (molla bi-direzionale con precarico), completa di viti e sottorosetta in HOSTAFORM®, DIN EN 1906: Rosenheim Institute IFT, aprile 2012, no. 11-003205-PR03(PB-G03-03-de-01)*, classe 3. RESISTENZA ALLA DURATA: 200.000 cicli (DIN EN 1906 grado 7). CATEGORIA DI UTILIZZO: adatta per l'impiego in edifici pubblici ad alta frequentazione (DIN EN 1906, classe 3). GARANZIA MECCANICA: 10 anni. RESISTENZA ALLA CORROSIONE: STORION (40-41) DIN EN 1906 grado 3; CR-ZERO (14-15) DIN EN 1906 grado 1. RESISTENZA TERMICA: guarnizione termica Direttiva Europea 2010/31/UE. Pair of GAIUS® handles, trade name ENTRA®, CLAQ® fixing system, on a 52mm AISI304 square rose, version DIN EN 1906, type B (two-way pre-charged spring), complete with screws and HOSTAFORM® under-rose. DIN EN 1906: Rosenheim Institute IFT, April 2012, no. 11-003205-PR03(PB-G03-03-de-01)*, class 3. ENDURANCE TESTED to 200.000 cycles (DIN EN 1906, level 7). CATEGORY OF USE: suitable for use in highly-frequented public buildings (DIN EN 1906, class 3). WARRANTY ON MECHANICAL PARTS: 10 years. CORROSION RESISTANCE: STORION (40-41) DIN EN 1906, level 3; CR-ZERO (14-15) DIN EN 1906, level 1. HEAT RESISTANCE: heat seal in compliance with European Directive 2010/31/EU. *EN1906 grado 4 (no.11-003205-PR05): su richiesta / on demand



DIN 18275

EN 16341

EN 1706



R.	■	U	Key	Screw	○	Box	Person	Barcode	€			
A	7	35-45	-	+	-	24	1	07805007	40	41	14	15
	30,00	30,00	28,90	28,90								
B	7	35-45	●	+	-	24	1	07805008	40	41	14	15
	33,00	33,00	31,90	31,90								
C	7	35-45	●	+	-	24	1	07805009	40	41	14	15
	33,00	33,00	31,90	31,90								
*	7	35-45	●	+	❄	24	1	07805010	40	41	14	15
	43,00	43,00	41,90	41,90								
8-9	7	35-45	●	+	-	24	1	07805004	40	41	14	15
	33,00	33,00	31,90	31,90								
8-9	7	35-45	●	+	❄	24	1	07805005	40	41	14	15
	43,00	43,00	41,90	41,90								

Sistema di fissaggio CLAQ e guarnizione per taglio termico disponibili da Giugno 2012 / CLAQ fixing system and heat seal available from June 2012

R.	■								€
D *	7 ⁽⁶⁾	35-45			-	12		07805011	40 41 14 15 43,00 43,00 41,90 41,90
	8-9 ⁽⁴⁻⁵⁾	35-45			-	12		07805006	40 41 14 15 43,00 43,00 41,90 41,90
	8-9 ⁽⁶⁾	35-45			-	12		07805012	40 41 14 15 43,00 43,00 41,90 41,90
	8-9 ⁽⁷⁾	35-45			-	12		07805013	40 41 14 15 43,00 43,00 41,90 41,90
	8-9 ⁽⁸⁾	35-45			-	12		07805014	40 41 14 15 43,00 43,00 41,90 41,90

* Il nottolino si adatta a ■ 7-8-9 ⁽⁴⁾ / We turn snip for ■ 7-8-9 ⁽⁴⁾



Finiture / Finishes 40-41

3 7 - 1 0 3 0 B

1200hr



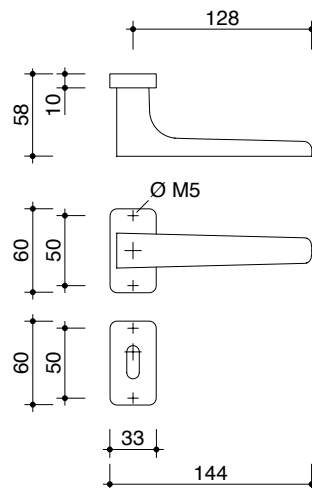
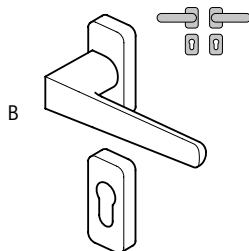
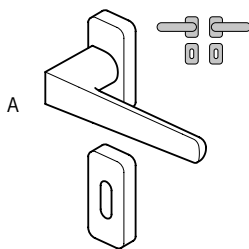
Finiture / Finishes 14-15

3 7 - 1 0 1 0 B

900hr

Coppia di maniglie GAIUS®, a marchio ENTRA®, fissaggio al quadro con sistema CLAQ®, su rosetta rettangolare 33x60mm (E=50mm) in AISI304, versione DIN EN 1906 tipo B (molla bi-direzionale con precarico), completa di viti e sottorosetta in HOSTAFORM®. DIN EN 1906: Rosenheim Institute IFT, aprile 2012, no. 11-003205-PR03(PB-G03-03-de-01)*, classe 3. RESISTENZA ALLA DURATA: 200.000 cicli (DIN EN 1906 grado 7). CATEGORIA DI UTILIZZO: adatta per l'impiego in edifici pubblici ad alta frequentazione (DIN EN 1906, classe 3). GARANZIA MECCANICA: 10 anni. RESISTENZA ALLA CORROSIONE: STORION (40-41) DIN EN 1906 grado 3; CR-ZERO (14-15) DIN EN 1906 grado 1. Pair of GAIUS® handles, trade name ENTRA®, CLAQ® fixing system, on a 33x60mm (E=50mm) AISI304 rectangular rose, version DIN EN 1906, type B (two-way pre-charged spring), complete with screws and HOSTAFORM® under-rose. DIN EN 1906: Rosenheim Institute IFT, April 2012, no. 11-003205-PR03(PB-G03-03-de-01)*, class 3. ENDURANCE TESTED to 200.000 cycles (DIN EN 1906, level 7). CATEGORY OF USE: suitable for use in highly-frequented public buildings (DIN EN 1906, class 3). WARRANTY ON MECHANICAL PARTS: 10 years. CORROSION RESISTANCE: STORION (40-41) DIN EN 1906, level 3; CR-ZERO (14-15) DIN EN 1906, level 1.

*EN1906 grado 4 (no.11-003205-PR05): su richiesta / on demand



R.	■								€
A	8-9	35-55			-	24		07803001	40 41 14 15 33,00 33,00 31,90 31,90
									40 41 14 15 33,00 33,00 31,90 31,90
B	7	35-55			-	24		07803003	40 41 14 15 33,00 33,00 31,90 31,90
									40 41 14 15 33,00 33,00 31,90 31,90
	8-9	35-55			-	24		07803002	40 41 14 15 33,00 33,00 31,90 31,90

Sistema di fissaggio CLAQ disponibile da Giugno 2012 / CLAQ fixing system available from June 2012



Finiture / Finishes 40-41

3 7 - 1 0 3 0 B

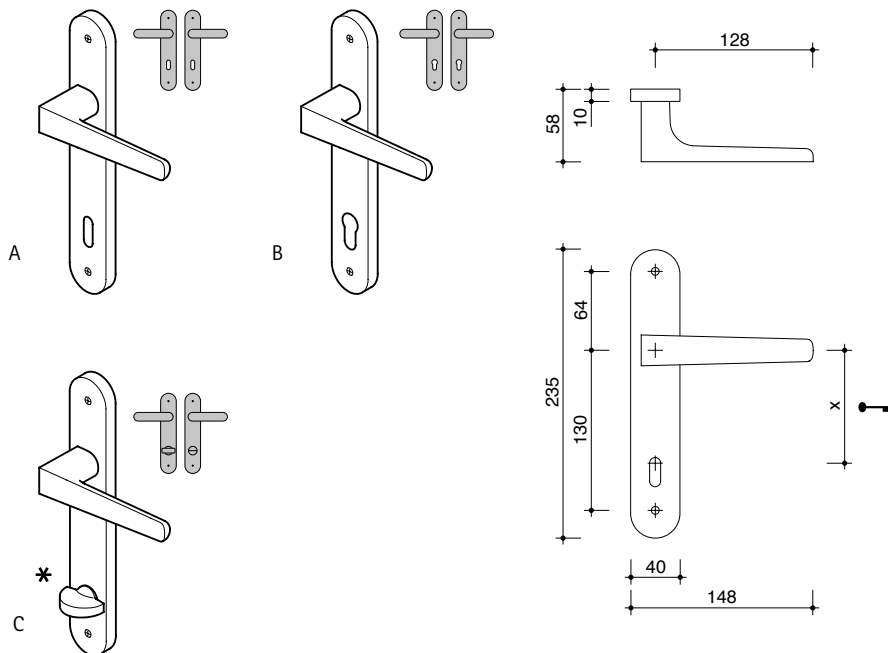


Finiture / Finishes 14-15

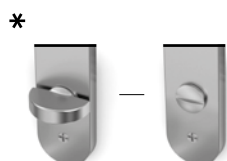
3 7 - 1 0 1 0 B

Coppia di maniglie GAIUS®, a marchio ENTRA®, fissaggio al quadro con sistema CLAQ®, su placca ovale 40x235mm in versione DIN EN 1906 tipo B (molla bi-direzionale con precarico), completa di viti e sottorosetta in HOSTAFORM®. DIN EN 1906: Rosenheim Institute IFT, aprile 2012, no. 11-003205-PR03(PB-G03-03-de-01)*, classe 3. RESISTENZA ALLA DURATA: 200.000 cicli (DIN EN 1906 grado 7). CATEGORIA DI UTILIZZO: adatta per l'impiego in edifici pubblici ad alta frequentazione (DIN EN 1906, classe 3). GARANZIA MECCANICA: 10 anni. RESISTENZA ALLA CORROSIONE: STORION (40-41) DIN EN 1906 grado 3; CR-ZERO (14-15) DIN EN 1906 grado 1. Pair of GAIUS® handles, trade name ENTRA®, CLAQ® fixing system, on a 40x235mm oval plate, version DIN EN 1906, type B (two-way pre-charged spring), complete with screws and HOSTAFORM® under-rose. DIN EN 1906: Rosenheim Institute IFT, April 2012, no. 11-003205-PR03(PB-G03-03-de-01)*, class 3. ENDURANCE TESTED TO 200.000 cycles (DIN EN 1906, class 7). CATEGORY OF USE: suitable for use in highly-frequented public buildings (DIN EN 1906, level 3). WARRANTY ON MECHANICAL PARTS: 10 years. CORROSION RESISTANCE: STORION (40-41) DIN EN 1906, level 3; CR-ZERO (14-15) DIN EN 1906, level 1.

*EN1906 grado 4 (no.11-003205-PR05): su richiesta / on demand



R.	■	U	Key	Screw	○	Box	Person	Barcode	€				
A	7	35-55	70	+	-	24	1	07801004	40	41	14	15	
									33,50	30,50	30,50	30,50	
	8-9	35-55	56	+	-	24	1	07801001	40	41	14	15	
										33,50	30,50	30,50	30,50
35-55		72	+	-	24	1	07801007	40	41	14	15		
									33,50	30,50	30,50	30,50	
	35-55	90	+	-	24	1	07801012	40	41	14	15		
									33,50	30,50	30,50	30,50	
B	7	35-55	70	+	-	24	1	07801005	40	41	14	15	
									33,50	30,50	30,50	30,50	
	8-9	35-55	55	+	-	24	1	07801002	40	41	14	15	
										33,50	30,50	30,50	30,50
		35-55	72	+	-	24	1	07801008	40	41	14	15	
									33,50	30,50	30,50	30,50	
	35-55	85	+	-	24	1	07801011	40	41	14	15		
									33,50	30,50	30,50	30,50	
	35-55	90	+	-	24	1	07801013	40	41	14	15		
									33,50	30,50	30,50	30,50	
	35-55	92	+	-	24	1	07801015	40	41	14	15		
									33,50	30,50	30,50	30,50	



Sistema di fissaggio CLAQ disponibile da Giugno 2012 / CLAQ fixing system available from June 2012

R.	■								€					
C *	7 ⁽⁶⁾	35-55	70		-	12	1	07801006	40 43,50	41 40,50	14 40,50	15 40,50		
	8-9 ⁽⁸⁾	35-55	63		-	12	1	07801003	40 43,50	41 40,50	14 40,50	15 40,50		
	8-9 ⁽⁸⁾	35-55	72		-	12	1	07801009	40 43,50	41 40,50	14 40,50	15 40,50		
	8-9 ⁽⁸⁾	35-55	78		-	12	1	07801010	40 43,50	41 40,50	14 40,50	15 40,50		
	8-9 ⁽⁶⁻⁷⁾	35-55	90		-	12	1	07801014	40 43,50	41 40,50	14 40,50	15 40,50		
	7 ⁽⁶⁾	35-55	70			12	1	07801057	41 45,50	15 45,50				
	8-9 ⁽⁸⁾	35-55	63			12	1	07801058	41 45,50	15 45,50				
	8-9 ⁽⁸⁾	35-55	72			12	1	07801059	41 45,50	15 45,50				
	8-9 ⁽⁸⁾	35-55	78			12	1	07801060	41 45,50	15 45,50				
	8-9 ⁽⁶⁻⁷⁾	35-55	90			12	1	07801061	41 45,50	15 45,50				

* Il nottolino si adatta a ■ 7-8-9 ^(k) / We turn snip for ■ 7-8-9 ^(k)



Finiture / Finishes 40-41

3 7 - 1 0 3 0 B



Finiture / Finishes 14-15

3 7 - 1 0 1 0 B

Coppia di maniglie GAIUS®, a marchio ENTRA®, fissaggio al quadro con sistema CLAQ®, su placca ovale con pioli 40x235mm in versione DIN EN 1906 tipo B (molla bi-direzionale con precarico), completa di viti e sottorosetta in HOSTAFORM®, DIN EN 1906: Rosenheim Institute IFT, aprile 2012, no. 11-003205-PR03(PB-G03-03-de-01)*, classe 3. RESISTENZA ALLA DURATA: 200.000 cicli (DIN EN 1906 grado 7). CATEGORIA DI UTILIZZO: adatta per l'impiego in edifici pubblici ad alta frequentazione (DIN EN 1906, classe 3). GARANZIA MECCANICA: 10 anni. RESISTENZA ALLA CORROSIONE: STORION (40-41) DIN EN 1906 grado 3; CR-ZERO (14-15) DIN EN 1906 grado 1. RESISTENZA TERMICA: guarnizione termica Direttiva Europea 2010/31/JE. Pair of GAIUS® handles, trade name ENTRA®, CLAQ® fixing system, on a 40x235mm oval plate with pins, version DIN EN 1906, type B (two-way pre-charged spring), complete with screws and HOSTAFORM® under-rose. DIN EN 1906: Rosenheim Institute IFT, April 2012, no. 11-003205-PR03(PB-G03-03-de-01)*, class 3. ENDURANCE TESTED TO 200.000 cycles (DIN EN 1906, level 7). CATEGORY OF USE: suitable for use in highly-frequented public buildings (DIN EN 1906, class 3). WARRANTY ON MECHANICAL PARTS: 10 years. CORROSION RESISTANCE: STORION (40-41) DIN EN 1906, level 3; CR-ZERO (14-15) DIN EN 1906, level 1. HEAT RESISTANCE: heat seal in compliance with European Directive 2010/31/EU.

*EN1906 grado 4 (no.11-003205-PR05): su richiesta / on demand



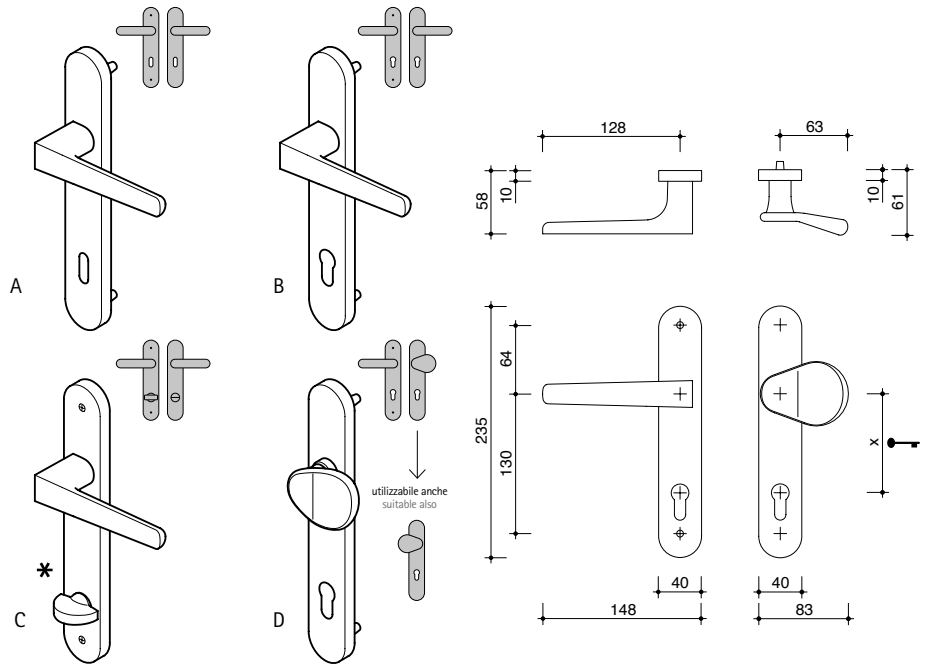
DIN 18275

EN 16341

EN 1709



*



R.	■	U	Key	Screw	○	Box	Person	Barcode	€			
A	7	35-60	70	+	-	24	1	07801022	40	41	14	15
									38,53	35,08	35,08	35,08
	8-9	35-60	56	+	-	24	1	07801016	40	41	14	15
										38,53	35,08	35,08
35-60		72	+	-	24	1	07801028	40	41	14	15	
									38,53	35,08	35,08	35,08
	35-60	90	+	-	24	1	07801037	40	41	14	15	
									38,53	35,08	35,08	35,08
B	7	35-60	70	+	-	24	1	07801023	40	41	14	15
									38,53	35,08	35,08	35,08
		35-60	70	+	❄	24	1	07801024	40	41	14	15
									48,53	45,08	45,08	45,08
		60-90	70	+	-	24	1	07801025	40	41	14	15
									40,53	37,08	37,08	37,08
		60-90	70	+	❄	24	1	07801026	40	41	14	15
									50,53	47,08	47,08	47,08
8-9	35-60	55	+	-	24	1	07801017	40	41	14	15	
									38,53	35,08	35,08	35,08
	35-60	55	+	❄	24	1	07801018	40	41	14	15	
									48,53	45,08	45,08	45,08
	60-90	55	+	-	24	1	07801019	40	41	14	15	
								40,53	37,08	37,08	37,08	
	60-90	55	+	❄	24	1	07801020	40	41	14	15	
								50,53	47,08	47,08	47,08	

Sistema di fissaggio CLAQ e guarnizione per taglio termico disponibili da Giugno 2012 / CLAQ fixing system and heat seal available from June 2012

R.	■								€					
B	8-9	35-60		72		-	24		07801029	40	41	14	15	
										38,53	35,08	35,08	35,08	
		35-60		72			-	24		07801030	40	41	14	15
											48,53	45,08	45,08	45,08
		60-90		72		-	-	24		07801031	40	41	14	15
											40,53	37,08	37,08	37,08
		60-90		72			-	24		07801032	40	41	14	15
											50,53	47,08	47,08	47,08
		35-60		85		-	-	24		07801035	40	41	14	15
											38,53	35,08	35,08	35,08
35-60		85			-	24		07801036	40	41	14	15		
									48,53	45,08	45,08	45,08		
35-60		90		-	-	24		07801038	40	41	14	15		
									38,53	35,08	35,08	35,08		
35-60		90			-	24		07801039	40	41	14	15		
									48,53	45,08	45,08	45,08		
35-60		92		-	-	24		07801041	40	41	14	15		
									38,53	35,08	35,08	35,08		
35-60		92			-	24		07801042	40	41	14	15		
									48,53	45,08	45,08	45,08		
C*	7 ⁽⁶⁾	35-60		70		-	12		07801027	40	41	14	15	
										48,53	45,08	45,08	45,08	
	8-9 ⁽⁸⁾	35-60		63		-	12		07801021	40	41	14	15	
										48,53	45,08	45,08	45,08	
	8-9 ⁽⁸⁾	35-60		72		-	12		07801033	40	41	14	15	
										48,53	45,08	45,08	45,08	
	8-9 ⁽⁸⁾	35-60		78		-	12		07801034	40	41	14	15	
										48,53	45,08	45,08	45,08	
	8-9 ⁽⁶⁻⁷⁾	35-60		90		-	12		07801040	40	41	14	15	
										48,53	45,08	45,08	45,08	
7 ⁽⁶⁾	35-60		70			12		07801062	41	15				
									50,08	50,08				
8-9 ⁽⁸⁾	35-60		63			12		07801063	41	15				
									50,08	50,08				
8-9 ⁽⁸⁾	35-60		72			12		07801064	41	15				
									50,08	50,08				
8-9 ⁽⁸⁾	35-60		78			12		07801065	41	15				
									50,08	50,08				
8-9 ⁽⁶⁻⁷⁾	35-60		90			12		07801066	41	15				
									50,08	50,08				
D	7	35-60		70		-	12		07801045	41	15			
										98,80	98,80			
	35-60		70			-	12		07801046	41	15			
										108,80	108,80			
	8	35-60		55		-	12		07801043	41	15			
										98,80	98,80			
	35-60		55			-	12		07801044	41	15			
										108,80	108,80			
8-9	35-60		85		-	12		07801047	41	15				
									98,80	98,80				
	35-60		85			-	12		07801048	41	15			
										108,80	108,80			
35-60		92		-	-	12		07801049	41	15				
									98,80	98,80				
35-60		92			-	12		07801050	41	15				
									108,80	108,80				

 * Il nottolino si adatta a ■ 7-8-9^(k) / Wc turn snip for ■ 7-8-9^(k)



Finiture / Finishes 41

3 7 - 1 0 2 0 B

1200hr



Finiture / Finishes 15

3 7 - 1 0 1 0 A

900hr

Coppia di maniglie GAIUS®, a marchio ENTRA®, fissaggio al quadro con sistema CLAQ®, su placca ovale 45x185mm in AISI304, versione DIN EN 1906 tipo A (con molla), completa di viti. DIN EN 1906: Rosenheim Institute IFT, aprile 2012, no. 11-003205-PR03(PB-G03-03-de-01)*, classe 3. RESISTENZA ALLA DURATA: 200.000 cicli (DIN EN 1906 grado 7). CATEGORIA DI UTILIZZO: adatta per l'impiego in edifici pubblici ad alta frequentazione (DIN EN 1906, classe 3). GARANZIA MECCANICA: 10 anni. RESISTENZA ALLA CORROSIONE: STORION (41) DIN EN 1906 grado 3; CR-ZERO (15) DIN EN 1906 grado 1. RESISTENZA TERMICA: guarnizione termica Direttiva Europea 2010/31/UE. Pair of GAIUS® handles, trade name ENTRA®, CLAQ® fixing system, on a 45x185mm AISI304 oval plate, version DIN EN 1906, type A (with spring), complete with screws. DIN EN 1906: Rosenheim Institute IFT, April 2012, no. 11-003205-PR03(PB-G03-03-de-01)*, class 3. ENDURANCE TESTED to 200.000 cycles (DIN EN 1906, level 7). CATEGORY OF USE: suitable for use in highly-frequented public buildings (DIN EN 1906, class 3). WARRANTY ON MECHANICAL PARTS: 10 years. CORROSION RESISTANCE: STORION (41) DIN EN 1906, level 3; CR-ZERO (15) DIN EN 1906, level 1. HEAT RESISTANCE: heat seal in compliance with European Directive 2010/31/EU.

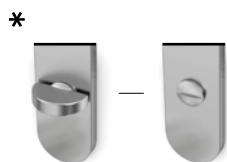
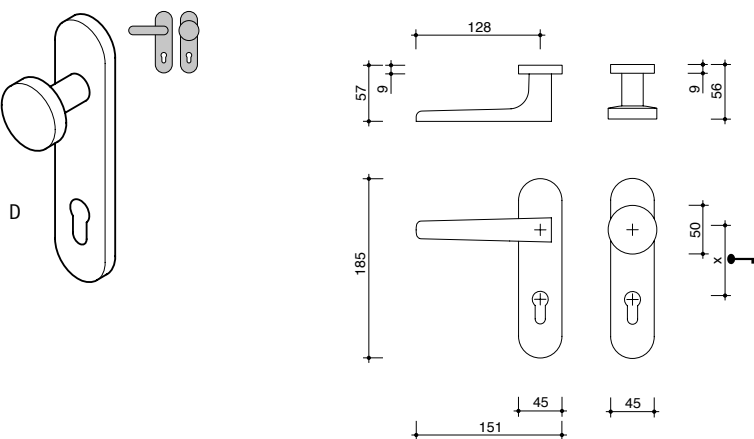
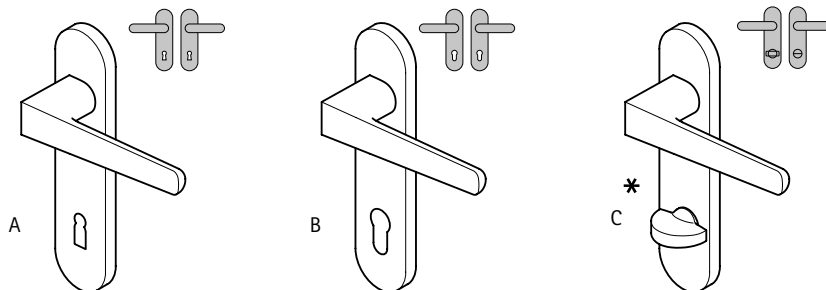
*EN1906 grado 4 (no.11-003205-PR05): su richiesta / on demand



DIN 18275

EN 16341

EN 1706



R.	■	U	🔑	🔩	○	📦	👤	📊	€
A	8-9	35-45	72	+	-	24	1	07801051	15 36,85
B	8-9	35-45	72	+	-	24	1	07801052	41 15 36,85 36,85
		35-45	72	+	❄️	24	1	07801053	41 15 46,85 46,85
C*	8-9 ^(B)	35-45	78	+	-	12	1	07801056	41 15 46,85 46,85
		35-45	78	+	🚫	12	1	07801067	41 15 51,85 51,85
D	8-9	35-45	72	+	-	24	1	07801054	41 15 70,85 70,85
		35-45	72	+	❄️	24	1	07801055	41 15 80,85 80,85

Sistema di fissaggio CLAQ e guarnizione per taglio termico disponibili da Giugno 2012 / CLAQ fixing system and heat seal available from June 2012

* Il nottolino si adatta a ■ 7-8-9^(A) / Wc turn snip for ■ 7-8-9^(A)



Finiture / Finishes 40-41

3 7 - 1 0 3 0 B

1200hr



Finiture / Finishes 15

3 7 - 1 0 1 0 B

900hr

Coppia di maniglie GAIUS®, a marchio ENTRA®, fissaggio al quadro con sistema CLAQ®, su rosetta rettangolare 33x74mm (E=43 e 50mm) in AISI304, versione DIN EN 1906 tipo B (molla bi-direzionale con precarico), completa di viti e sottorosetta in HOSTAFORM®. DIN EN 1906: Rosenheim Institute IFT, aprile 2012, no. 11-003205-PR03(PB-G03-03-de-01)*, classe 3. RESISTENZA ALLA DURATA: 200.000 cicli (DIN EN 1906 grado 7). CATEGORIA DI UTILIZZO: adatta per l'impiego in edifici pubblici ad alta frequentazione (DIN EN 1906, classe 3). GARANZIA MECCANICA: 10 anni. RESISTENZA ALLA CORROSIONE: STORION (40-41) DIN EN 1906 grado 3; CR-ZERO (15) DIN EN 1906 grado 1. RESISTENZA TERMICA: guarnizione termica Direttiva Europea 2010/31/UE. Pair of GAIUS® handles, trade name ENTRA®, CLAQ® fixing system, on a 33x74mm (E=43 and 50mm) AISI304 rectangular rose, version DIN EN 1906, type B (two-way pre-charged spring), complete with screws and HOSTAFORM® under-rose. DIN EN 1906: Rosenheim Institute IFT, April 2012, no. 11-003205-PR03(PB-G03-03-de-01)*, class 3. ENDURANCE TESTED to 200.000 cycles (DIN EN 1906, level 7). CATEGORY OF USE: suitable for use in highly-frequented public buildings (DIN EN 1906, class 3). WARRANTY ON MECHANICAL PARTS: 10 years. CORROSION RESISTANCE: STORION (40-41) DIN EN 1906, level 3; CR-ZERO (15) DIN EN 1906, level 1. HEAT RESISTANCE: heat seal in compliance with European Directive 2010/31/EU.

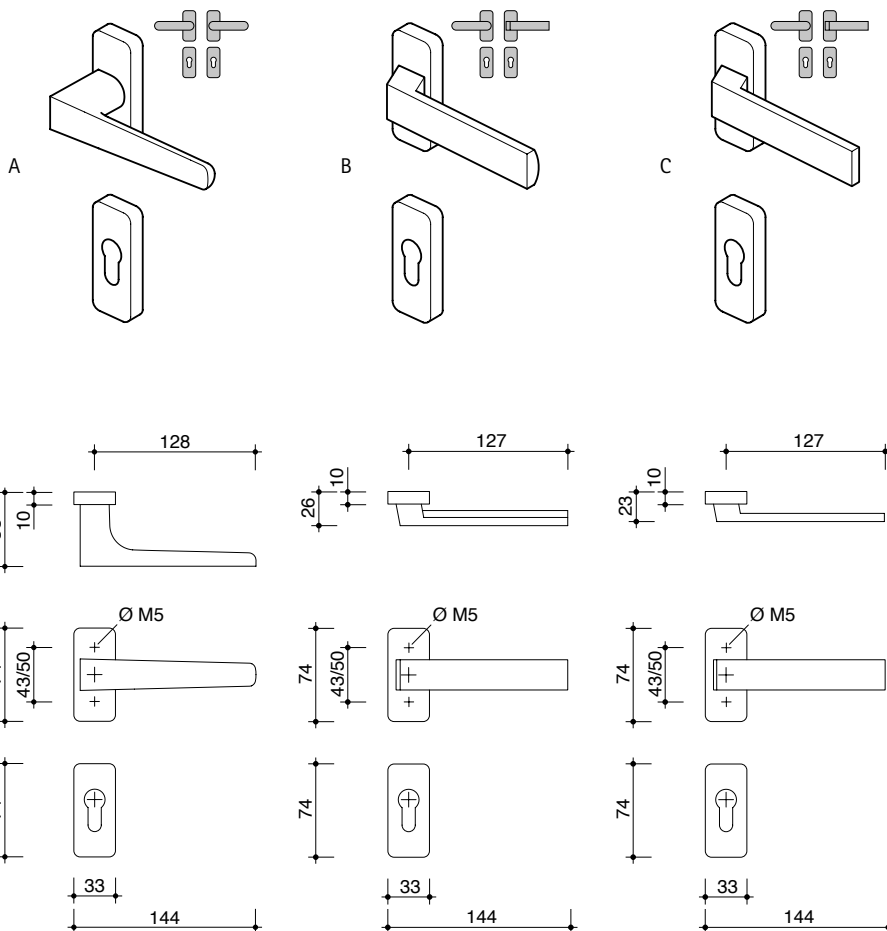

*EN1906 grado 4 (no.11-003205-PR05): su richiesta / on demand



DIN 18273

EN 10341

EN 1709



R.	■	U	🔑	🔩	⊙	🔩	🔩	🔩	€
A	7-8-9	45-90	🔑	🔩	-	12	🔩	07804001	40 41 15 33,00 33,00 31,90
			❄️	❄️	12	🔩	07804002	40 41 15 43,00 43,00 41,90	
B	7-8-9	45-90	🔑	🔩	-	12	🔩	07804003	40 41 15 86,00 86,00 71,50
			❄️	❄️	12	🔩	07804004	40 41 15 96,00 96,00 81,50	
C	7-8-9	45-90	🔑	🔩	-	12	🔩	07804005	40 41 15 86,00 86,00 71,50
			❄️	❄️	12	🔩	07804006	40 41 15 96,00 96,00 81,50	

Sistema di fissaggio CLAQ e guarnizione per taglio termico disponibili da Giugno 2012 / CLAQ fixing system and heat seal available from June 2012



Finiture / Finishes 40-41

3 7 - 1 0 3 0 C



Finiture / Finishes 15

3 7 - 1 0 1 0 C

Coppia di maniglie GAIUS®, a marchio ENTRA®, fissaggio al quadro con sistema CLAQ®, su placca ovale con pioli 24x220mm in versione DIN EN 1906 tipo C (senza molla) completa di viti. DIN EN 1906: Rosenheim Institute IFT, aprile 2012, no. 11-003205-PRO3(PB-G03-03-de-01)*, classe 3. RESISTENZA ALLA DURATA: 200.000 cicli (DIN EN 1906 grado 7). CATEGORIA DI UTILIZZO: adatta per l'impiego in edifici pubblici ad alta frequentazione (DIN EN 1906, classe 3). GARANZIA MECCANICA: 10 anni. RESISTENZA ALLA CORROSIONE: STORION (40-41) DIN EN 1906 grado 3; CR-ZERO (15) DIN EN 1906 grado 1. RESISTENZA TERMICA: guarnizione termica Direttiva Europea 2010/31/UE. Pair of GAIUS® handles, trade name ENTRA®, CLAQ® fixing system, on a 24x220mm oval plate with pins, version DIN EN 1906, type C (without spring), complete with screws. DIN EN 1906: Rosenheim Institute IFT, April 2012, no. 11-003205-PRO3(PB-G03-03-de-01)*, class 3. ENDURANCE TESTED to 200.000 cycles (DIN EN 1906, level 7). CATEGORY OF USE: suitable for use in highly-frequented public buildings (DIN EN 1906, class 3). WARRANTY ON MECHANICAL PARTS: 10 years. CORROSION RESISTANCE: STORION (40-41) DIN EN 1906, level 3; CR-ZERO (15) DIN EN 1906, level 1. HEAT RESISTANCE: heat seal in compliance with European Directive 2010/31/EU.

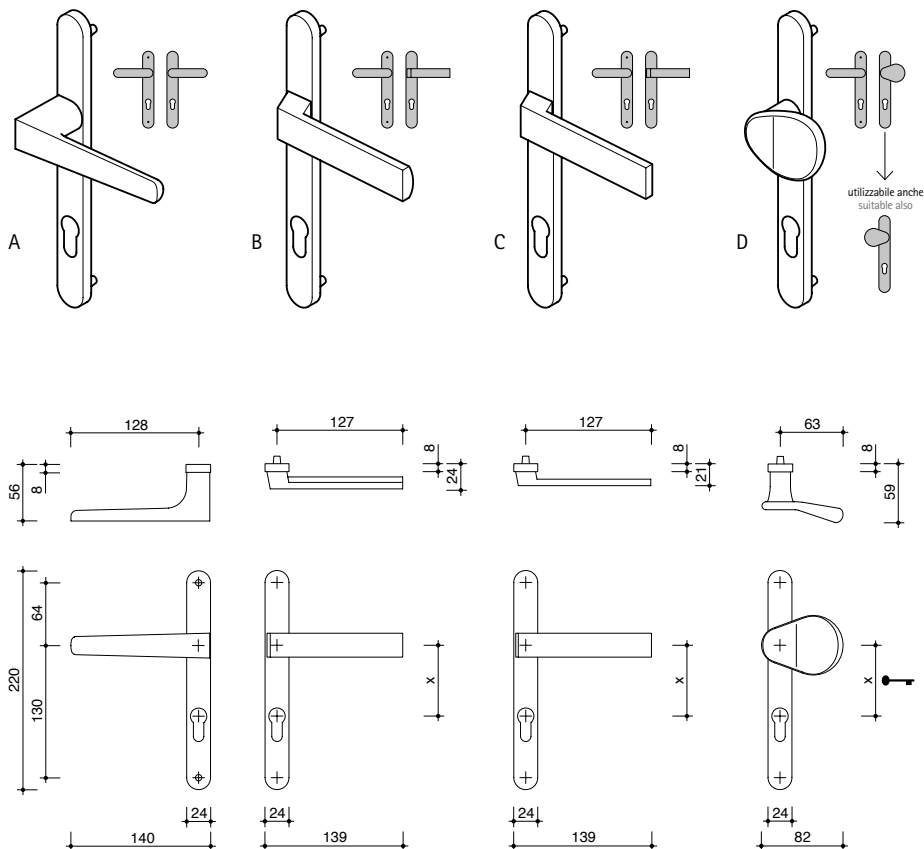
*EN1906 grado 4 (no.11-003205-PRO5): su richiesta / on demand



DIN 18275





















































































EN 16341

EN 1709



R.	■	U	🔑	🔩	○	📦	👤	📊	€
A	7	35-70	🔑 70	🔩	-	12	📦 1	07852001	40 41 15 60,00 60,00 42,00
					❄️	12	📦 1	07852003	40 41 15 70,00 70,00 52,00
		70-100	🔑 70	🔩	-	12	📦 1	07852002	40 41 15 62,00 62,00 44,00
					❄️	12	📦 1	07852004	40 41 15 72,00 72,00 54,00
	8-9	35-70	🔑 92	🔩	-	12	📦 1	07852005	40 41 15 60,00 60,00 42,00
					❄️	12	📦 1	07852007	40 41 15 70,00 70,00 52,00
		70-100	🔑 92	🔩	-	12	📦 1	07852006	40 41 15 62,00 62,00 44,00
					❄️	12	📦 1	07852008	40 41 15 72,00 72,00 54,00

Sistema di fissaggio CLAQ e guarnizione per taglio termico disponibili da Giugno 2012 / CLAQ fixing system and heat seal available from June 2012

R.	■								€				
B	7	35-70	 70		-	12	 1	07852009	40	41	15		
		35-70	 70			12	 1	07852011	72,00	72,00	54,00		
		70-100	 70		-	12	 1	07852010	40	41	15		
		70-100	 70			12	 1	07852012	74,00	74,00	56,00		
	8-9	35-70	 92		-	12	 1	07852013	40	41	15		
		35-70	 92			12	 1	07852015	82,00	82,00	64,00		
		70-100	 92		-	12	 1	07852014	40	41	15		
		70-100	 92			12	 1	07852016	74,00	74,00	56,00		
C	7	35-70	 70		-	12	 1	07852017	40	41	15		
		35-70	 70			12	 1	07852019	72,00	72,00	54,00		
		70-100	 70		-	12	 1	07852018	40	41	15		
		70-100	 70			12	 1	07852020	82,00	82,00	64,00		
	8-9	35-70	 92		-	12	 1	07852021	40	41	15		
		35-70	 92			12	 1	07852023	72,00	72,00	54,00		
		70-100	 92		-	12	 1	07852022	40	41	15		
		70-100	 92			12	 1	07852024	74,00	74,00	56,00		
	D	7	70-100	 70		-	12	 1	07852025	40	41	15	
			70-100	 70			12	 1	07852027	106,00	106,00	88,00	
		8-9	70-100	 92		-	12	 1	07852026	40	41	15	
			70-100	 92			12	 1	07852028	116,00	116,00	98,00	
70-100			 92		-	12	 1	07852026	40	41	15		
70-100			 92			12	 1	07852028	106,00	106,00	88,00		



Finiture / Finishes 40-41

3 7 - 1 0 3 0 C



Finiture / Finishes 15

3 7 - 1 0 1 0 C

Coppia di maniglie GAIUS®, a marchio ENTRA®, fissaggio al quadro con sistema CLAQ®, su placca ovale con pioli 28x230mm in versione DIN EN 1906 tipo C (senza molla), completa di viti. DIN EN 1906: Rosenheim Institute IFT, aprile 2012, no. 11-003205-PRO3(PB-G03-03-de-01)*, classe 3. RESISTENZA ALLA DURATA: 200.000 cicli (DIN EN 1906 grado 7). CATEGORIA DI UTILIZZO: adatta per l'impiego in edifici pubblici ad alta frequentazione (DIN EN 1906, classe 3). GARANZIA MECCANICA: 10 anni. RESISTENZA ALLA CORROSIONE: STORION (40-41) DIN EN 1906 grado 3; CR-ZERO (15) DIN EN 1906 grado 1. RESISTENZA TERMICA: guarnizione termica Direttiva Europea 2010/31/UE. Pair of GAIUS® handles, trade name ENTRA®, CLAQ® fixing system, on a 28x230mm oval plate with pins, version DIN EN 1906, type C (without spring), complete with screws. DIN EN 1906: Rosenheim Institute IFT, April 2012, no. 11-003205-PRO3(PB-G03-03-de-01)*, class 3. ENDURANCE TESTED to 200.000 cycles (DIN EN 1906, level 7). CATEGORY OF USE: suitable for use in highly-frequented public buildings (DIN EN 1906, class 3). WARRANTY ON MECHANICAL PARTS: 10 years. CORROSION RESISTANCE: STORION (40-41) DIN EN 1906, level 3; CR-ZERO (15) DIN EN 1906, level 1. HEAT RESISTANCE: heat seal in compliance with European Directive 2010/31/EU.

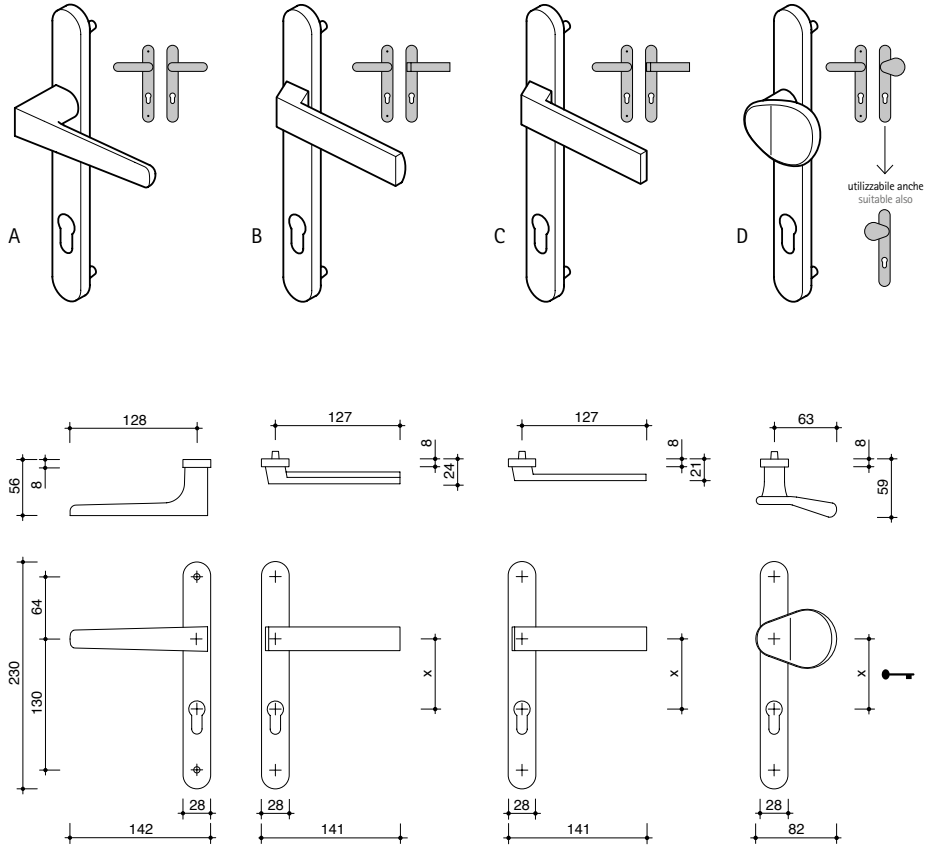
*EN1906 grado 4 (no.11-003205-PRO5): su richiesta / on demand



DIN 18275

EN 16341

EN 1709



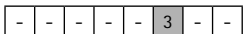
R.	■	U	🔑	🔩	○	🔧	👤	📊	€			
A	7	35-70	🔑 70	🔩	-	12	👤 1	07852029	40	41	15	
									60,00	60,00	42,00	
		35-70	🔑 70	🔩	❄️	12	👤 1	07852031	40	41	15	
									70,00	70,00	52,00	
	70-100	🔑 70	🔩	-	12	👤 1	07852030	40	41	15		
								62,00	62,00	44,00		
	70-100	🔑 70	🔩	❄️	12	👤 1	07852032	40	41	15		
								72,00	72,00	54,00		
8-9	35-70	🔑 92	🔩	-	12	👤 1	07852033	40	41	15		
								60,00	60,00	42,00		
	35-70	🔑 92	🔩	❄️	12	👤 1	07852035	40	41	15		
								70,00	70,00	52,00		
70-100	🔑 92	🔩	-	12	👤 1	07852034	40	41	15			
							62,00	62,00	44,00			
70-100	🔑 92	🔩	❄️	12	👤 1	07852036	40	41	15			
							72,00	72,00	54,00			

Sistema di fissaggio CLAQ e guarnizione per taglio termico disponibili da Giugno 2012 / CLAQ fixing system and heat seal available from June 2012

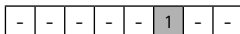
R.	■								€					
B	7	35-70			-	12		07852037	40	41	15			
									72,00	72,00	54,00			
		35-70					12		07852039	40	41	15		
									82,00	82,00	64,00			
		70-100			-	12		07852038	40	41	15			
									74,00	74,00	56,00			
		70-100					12		07852040	40	41	15		
									84,00	84,00	66,00			
	8-9	35-70			-	12		07852041	40	41	15			
									72,00	72,00	54,00			
		35-70					12		07852043	40	41	15		
									82,00	82,00	64,00			
		70-100			-	12		07852042	40	41	15			
									74,00	74,00	56,00			
		70-100					12		07852044	40	41	15		
									84,00	84,00	66,00			
C	7	35-70			-	12		07852045	40	41	15			
									72,00	72,00	54,00			
		35-70					12		07852047	40	41	15		
									82,00	82,00	64,00			
			70-100			-	12		07852046	40	41	15		
									74,00	74,00	56,00			
			70-100					12		07852048	40	41	15	
									84,00	84,00	66,00			
		8-9	35-70			-	12		07852049	40	41	15		
										72,00	72,00	54,00		
			35-70					12		07852051	40	41	15	
										82,00	82,00	64,00		
		70-100			-	12		07852050	40	41	15			
									74,00	74,00	56,00			
		70-100					12		07852052	40	41	15		
									84,00	84,00	66,00			
D	7	70-100			-	12		07852053	40	41	15			
									106,00	106,00	88,00			
		70-100					12		07852055	40	41	15		
									116,00	116,00	98,00			
		8-9	70-100			-	12		07852054	40	41	15		
										106,00	106,00	88,00		
		70-100					12		07852056	40	41	15		
									116,00	116,00	98,00			



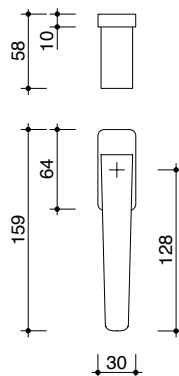
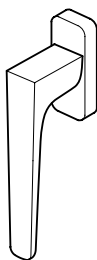
Finiture / Finishes 40-41



Finiture / Finishes 14-15



Maniglia GAIUS®, a marchio ENTRA®, fissaggio al quadro con sistema CLAQ®, su rosetta rettangolare 30x64mm in AISI304 per finestra (DK), completa di viti e meccanismo a 4 posizioni. RESISTENZA ALLA DURATA: 200.000 cicli (DIN EN 1906 grado 7). GARANZIA MECCANICA: 10 anni. RESISTENZA ALLA CORROSIONE: STORION (40-41) DIN EN 1906 grado 3; CR-ZERO (14-15) DIN EN 1906 grado 1. RESISTENZA TERMICA: guarnizione termica Direttiva Europea 2010/31/UE. GAIUS® handle, trade name ENTRA®, CLAQ® fixing system, on a 30x64mm AISI304 rectangular rose for window (DK), complete with screws and 4 position mechanism. ENDURANCE TESTED TO 200.000 cycles (DIN EN 1906, level 7). WARRANTY ON MECHANICAL PARTS: 10 years. CORROSION RESISTANCE: STORION (40-41) DIN EN 1906, level 3; CR-ZERO (14-15) DIN EN 1906, level 1. HEAT RESISTANCE: heat seal in compliance with European Directive 2010/31/EU.

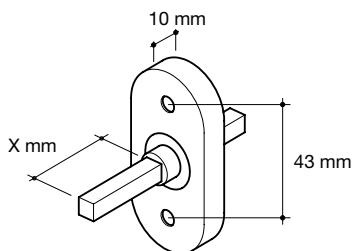


■					€	
7	vedi meccanismo / see mechanism	-	24	1	07806001	40, 41, 14, 15 16,50, 16,50, 15,95, 15,95
	vedi meccanismo / see mechanism		24	1	07806002	40, 41, 14, 15 26,50, 26,50, 25,95, 25,95

Sistema di fissaggio CLAQ e guarnizione per taglio termico disponibili da Giugno 2012 / CLAQ fixing system and heat seal available from June 2012



Meccanismo DK senza pioli per CLAQ™.
Turn & Tilt mechanism without posts for CLAQ™.

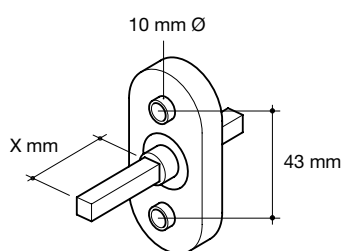


■	X					€
7	27		4	4	06008015	26, 3,52
	30		4	4	06008016	26, 3,52
	32		4	4	06008017	26, 3,52
	35		4	4	06008018	26, 3,52
	40		4	4	06008019	26, 3,52
	45		4	4	06008020	26, 3,52
	50*		4	4	06008021	26, 3,52

* Per lunghezze ferro superiori ai 50 mm contattare direttamente ENTECH
For square spindle length over 50 mm contact directly ENTECH



Meccanismo DK con pioli per CLAQ™.
Turn & Tilt mechanism with posts for CLAQ™.



■	X					€
7	27		4	4	06008022	26, 3,52
	30		4	4	06008023	26, 3,52
	32		4	4	06008024	26, 3,52
	35		4	4	06008025	26, 3,52
	40		4	4	06008026	26, 3,52
	45		4	4	06008027	26, 3,52
	50*		4	4	06008028	26, 3,52

* Per lunghezze ferro superiori ai 50 mm contattare direttamente ENTECH
For square spindle length over 50 mm contact directly ENTECH



Finiture / Finishes 40-41

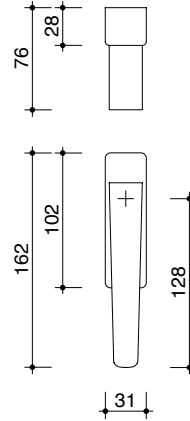
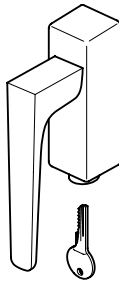
-	-	-	-	-	3	-	-
---	---	---	---	---	---	---	---



Finiture / Finishes 15

-	-	-	-	-	1	-	-
---	---	---	---	---	---	---	---

Maniglia GAIUS®, a marchio ENTRA®, fissaggio al quadro con sistema CLAQ®, su rosetta rettangolare 31x102mm in AISI304 per finestra con serratura a cifratura, completa di viti e meccanismo a 4 posizioni. RESISTENZA ALLA DURATA: 200.000 cicli (DIN EN 1906 grado 7). GARANZIA MECCANICA: 10 anni. RESISTENZA ALLA CORROSIONE: STORION (40-41) DIN EN 1906 grado 3; CR-ZERO (15) DIN EN 1906 grado 1. GAIUS® handle, trade name ENTRA®, CLAQ® fixing system, on a 31x102mm AISI304 rectangular rose with cipher lock for window, complete with screws and 4 position mechanism. ENDURANCE TESTED to 200.000 cycles (DIN EN 1906, level 7). WARRANTY ON MECHANICAL PARTS: 10 years. CORROSION RESISTANCE: STORION (40-41) DIN EN 1906, level 3; CR-ZERO (15) DIN EN 1906, level 1.



■						€				
7		-	12		07854001		40	41	15	
							95,57	100,03	79,62	

Sistema di fissaggio CLAQ disponibile da Giugno 2012 / CLAQ fixing system available from June 2012



Finiture / Finishes 40-41

3 7 - 1 0 3 0 B



Finiture / Finishes 14-15

3 7 - 1 0 1 0 B

Coppia di maniglie GAIA®, a marchio ENTRA®, fissaggio al quadro con sistema CLAQ®, su rosetta tonda 52mm in AISI304, versione DIN EN 1906 tipo B (molla bi-direzionale con precarico), completa di viti e sottorosetta in HOSTAFORM®. DIN EN 1906: Rosenheim Institute IFT, aprile 2012, no. 11-003205-PR03(PB-G03-03-de-01)*, classe 3. RESISTENZA ALLA DURATA: 200.000 cicli (DIN EN 1906 grado 7). CATEGORIA DI UTILIZZO: adatta per l'impiego in edifici pubblici ad alta frequentazione (DIN EN 1906, classe 3). GARANZIA MECCANICA: 10 anni. RESISTENZA ALLA CORROSIONE: STORION (40-41) DIN EN 1906 grado 3; CR-ZERO (14-15) DIN EN 1906 grado 1. RESISTENZA TERMICA: guarnizione termica Direttiva Europea 2010/31/UE. Pair of GAIA® handles, trade name ENTRA®, CLAQ® fixing system, on a 52mm AISI304 round rose, version DIN EN 1906, type B (two-way pre-charged spring), complete with screws and HOSTAFORM® under-rose. DIN EN 1906: Rosenheim Institute IFT, April 2012, no. 11-003205-PR03(PB-G03-03-de-01)*, class 3. ENDURANCE TESTED to 200.000 cycles (DIN EN 1906, level 7). CATEGORY OF USE: suitable for use in highly-frequented public buildings (DIN EN 1906, class 3). WARRANTY ON MECHANICAL PARTS: 10 years. CORROSION RESISTANCE: STORION (40-41) DIN EN 1906, level 3; CR-ZERO (14-15) DIN EN 1906, level 1. HEAT RESISTANCE: heat seal in compliance with European Directive 2010/31/EU.

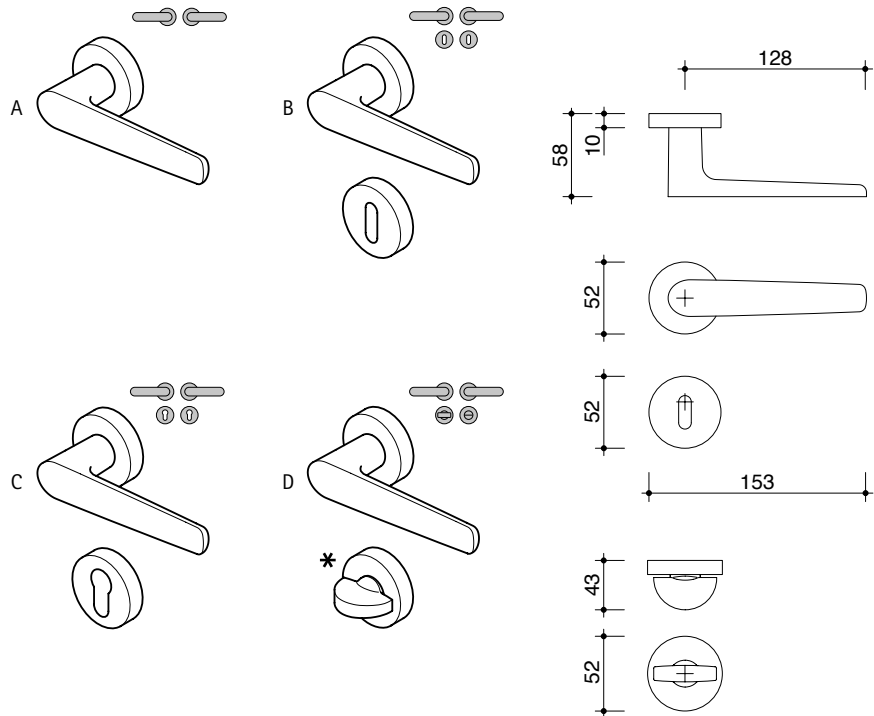
*EN1906 grado 4 (no.11-003205-PR05): su richiesta / on demand



DIN 18275

EN 16341

EN 1706



NB: per nottolini con indicatore colorato APERTO/CHIUSO vedi pag. 192
N.B. For bathroom snib & release plates with coloured indication OPEN/CLOSED, see page 192

R.	■	U	Key	+	○	...	Person	Barcode	€				
A	7	35-45	-	+	-	24	1	07902007	40	41	14	15	
									28,00	28,00	26,20	26,20	
B	7	35-45	●	+	-	24	1	07902008	40	41	14	15	
									31,30	31,30	29,50	29,50	
C	7	35-45	●	+	-	24	1	07902009	40	41	14	15	
									31,30	31,30	29,50	29,50	
*	7	35-45	●	+	❄	24	1	07902010	40	41	14	15	
									41,30	41,30	39,50	39,50	
8-9	7	35-45	●	+	-	24	1	07902004	40	41	14	15	
									31,30	31,30	29,50	29,50	
8-9	7	35-45	●	+	❄	24	1	07902005	40	41	14	15	
									41,30	41,30	39,50	39,50	

Sistema di fissaggio CLAQ e guarnizione per taglio termico disponibili da Giugno 2012 / CLAQ fixing system and heat seal available from June 2012

R.	■								€
D *	7 ⁽⁶⁾	35-45			-	12		07902011	40 41 14 15 41,30 41,30 39,50 39,50
	8-9 ⁽⁴⁻⁵⁾	35-45			-	12		07902006	40 41 14 15 41,30 41,30 39,50 39,50
	8-9 ⁽⁶⁾	35-45			-	12		07902012	40 41 14 15 41,30 41,30 39,50 39,50
	8-9 ⁽⁷⁾	35-45			-	12		07902013	40 41 14 15 41,30 41,30 39,50 39,50
	8-9 ⁽⁸⁾	35-45			-	12		07902014	40 41 14 15 41,30 41,30 39,50 39,50

* Il nottolino si adatta a ■ 7-8-9 ⁽⁶⁾ / We turn snip for ■ 7-8-9 ⁽⁶⁾



Finiture / Finishes 40-41

3 7 - 1 0 3 0 B

1200hr



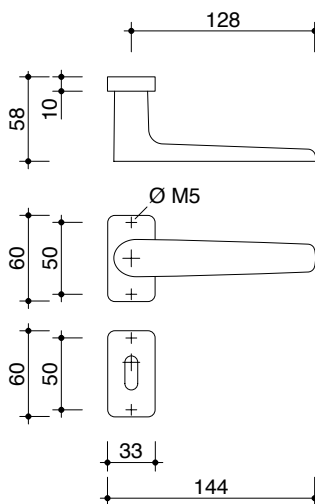
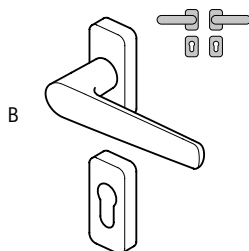
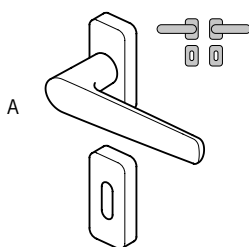
Finiture / Finishes 14-15

3 7 - 1 0 1 0 B

900hr

Coppia di maniglie GAIA®, a marchio ENTRA®, fissaggio al quadro con sistema CLAQ®, su rosetta rettangolare 33x60mm (E=50mm) in AISI304, versione DIN EN 1906 tipo B (molla bi-direzionale con precarico), completa di viti e sottorosetta in HOSTAFORM®. DIN EN 1906: Rosenheim Institute IFT, aprile 2012, no. 11-003205-PR03(PB-G03-03-de-01)*, classe 3. RESISTENZA ALLA DURATA: 200.000 cicli (DIN EN 1906 grado 7). CATEGORIA DI UTILIZZO: adatta per l'impiego in edifici pubblici ad alta frequentazione (DIN EN 1906, classe 3). GARANZIA MECCANICA: 10 anni. RESISTENZA ALLA CORROSIONE: STORION (40-41) DIN EN 1906 grado 3; CR-ZERO (14-15) DIN EN 1906 grado 1. Pair of GAIA® handles, trade name ENTRA®, CLAQ® fixing system, on a 33x60mm (E=50mm) AISI304 rectangular rose, version DIN EN 1906, type B (two-way pre-charged spring), complete with screws and HOSTAFORM® under-rose. DIN EN 1906: Rosenheim Institute IFT, April 2012, no. 11-003205-PR03(PB-G03-03-de-01)*, class 3. ENDURANCE TESTED to 200.000 cycles (DIN EN 1906, level 7). CATEGORY OF USE: suitable for use in highly-frequented public buildings (DIN EN 1906, class 3). WARRANTY ON MECHANICAL PARTS: 10 years. CORROSION RESISTANCE: STORION (40-41) DIN EN 1906, level 3; CR-ZERO (14-15) DIN EN 1906, level 1.

*EN1906 grado 4 (no.11-003205-PR05): su richiesta / on demand



R.	■								€
A	8-9	35-55			-	24		07903001	40 41 14 15 31,30 31,30 29,50 29,50
B	7	35-55			-	24		07903003	40 41 14 15 31,30 31,30 29,50 29,50
	8-9	35-55			-	24		07903002	40 41 14 15 31,30 31,30 29,50 29,50

Sistema di fissaggio CLAQ disponibile da Giugno 2012 / CLAQ fixing system available from June 2012



Finiture / Finishes 40-41

3 7 - 1 0 3 0 B



Finiture / Finishes 14-15

3 7 - 1 0 1 0 B

Coppia di maniglie GAIA®, a marchio ENTRA®, fissaggio al quadro con sistema CLAQ®, su placca ovale 40x235mm in versione DIN EN 1906 tipo B (molla bi-direzionale con precarico), completa di viti e sottorosetta in HOSTAFORM®. DIN EN 1906: Rosenheim Institute IFT, aprile 2012, no. 11-003205-PR03(PB-G03-03-de-01)*, classe 3. RESISTENZA ALLA DURATA: 200.000 cicli (DIN EN 1906 grado 7). CATEGORIA DI UTILIZZO: adatta per l'impiego in edifici pubblici ad alta frequentazione (DIN EN 1906, classe 3). GARANZIA MECCANICA: 10 anni. RESISTENZA ALLA CORROSIONE: STORION (40-41) DIN EN 1906 grado 3; CR-ZERO (14-15) DIN EN 1906 grado 1. Pair of GAIA® handles, trade name ENTRA®, CLAQ® fixing system, on a 40x235mm oval plate, version DIN EN 1906, type B (two-way pre-charged spring), complete with screws and HOSTAFORM® under-rose. DIN EN 1906: Rosenheim Institute IFT, April 2012, no. 11-003205-PR03(PB-G03-03-de-01)*, class 3. ENDURANCE TESTED to 200.000 cycles (DIN EN 1906, class 7). CATEGORY OF USE: suitable for use in highly-frequented public buildings (DIN EN 1906, level 3). WARRANTY ON MECHANICAL PARTS: 10 years. CORROSION RESISTANCE: STORION (40-41) DIN EN 1906, level 3; CR-ZERO (14-15) DIN EN 1906, level 1. HEAT RESISTANCE: heat seal in compliance with European Directive 2010/31/EU.

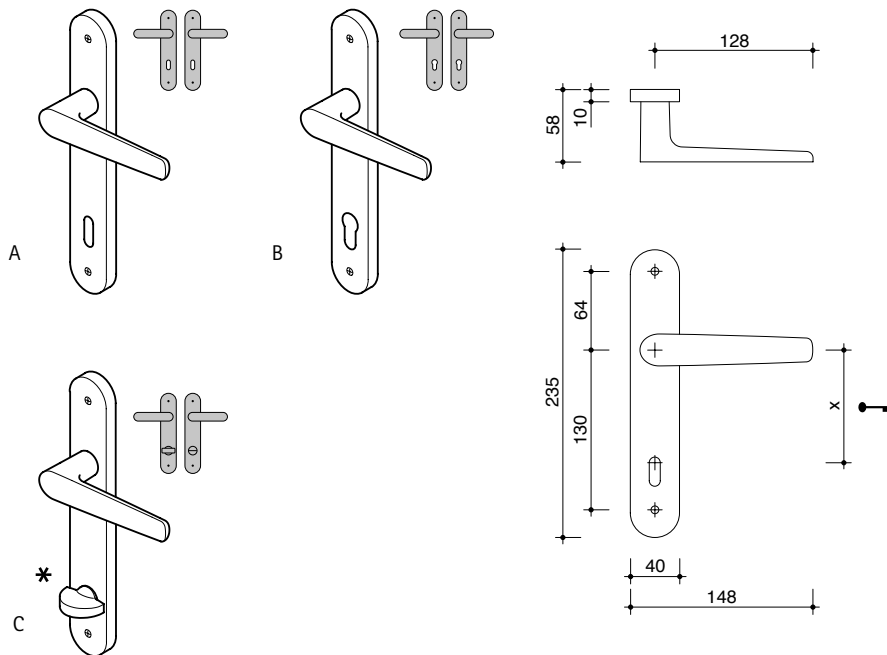
*EN1906 grado 4 (no.11-003205-PR05): su richiesta / on demand



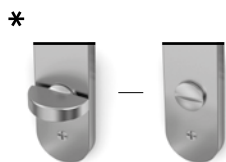
DIN 18275

EN 16341











































EN 1709



R.	■	U	Key	Screw	○	Box	Person	Barcode	€				
A	7	35-55	70	+	-	24	1	07901004	40	41	14	15	
									33,50	30,50	30,50	30,50	
	8-9	35-55	56	+	-	24	1	07901001	40	41	14	15	
										33,50	30,50	30,50	30,50
35-55		72	+	-	24	1	07901007	40	41	14	15		
								33,50	30,50	30,50	30,50		
	35-55	90	+	-	24	1	07901012	40	41	14	15		
								33,50	30,50	30,50	30,50		
B	7	35-55	70	+	-	24	1	07901005	40	41	14	15	
									33,50	30,50	30,50	30,50	
	8-9	35-55	55	+	-	24	1	07901002	40	41	14	15	
										33,50	30,50	30,50	30,50
		35-55	72	+	-	24	1	07901008	40	41	14	15	
									33,50	30,50	30,50	30,50	
	35-55	85	+	-	24	1	07901011	40	41	14	15		
								33,50	30,50	30,50	30,50		
	35-55	90	+	-	24	1	07901013	40	41	14	15		
								33,50	30,50	30,50	30,50		
	35-55	92	+	-	24	1	07901015	40	41	14	15		
								33,50	30,50	30,50	30,50		



Sistema di fissaggio CLAQ disponibile da Giugno 2012 / CLAQ fixing system available from June 2012

R.	■								€					
C *	7 ⁽⁶⁾	35-55	 70		-	12	 1	07901006	40 43,50	41 40,50	14 40,50	15 40,50		
	8-9 ⁽⁸⁾	35-55	 63		-	12	 1	07901003	40 43,50	41 40,50	14 40,50	15 40,50		
	8-9 ⁽⁸⁾	35-55	 72		-	12	 1	07901009	40 43,50	41 40,50	14 40,50	15 40,50		
	8-9 ⁽⁸⁾	35-55	 78		-	12	 1	07901010	40 43,50	41 40,50	14 40,50	15 40,50		
	8-9 ⁽⁶⁻⁷⁾	35-55	 90		-	12	 1	07901014	40 43,50	41 40,50	14 40,50	15 40,50		
	7 ⁽⁶⁾	35-55	 70			12	 1	07901057	41 50,50	15 50,50				
	8-9 ⁽⁸⁾	35-55	 63			12	 1	07901058	41 50,50	15 50,50				
	8-9 ⁽⁸⁾	35-55	 72			12	 1	07901059	41 50,50	15 50,50				
	8-9 ⁽⁸⁾	35-55	 78			12	 1	07901060	41 50,50	15 50,50				
	8-9 ⁽⁶⁻⁷⁾	35-55	 90			12	 1	07901061	41 50,50	15 50,50				

* Il nottolino si adatta a ■ 7-8-9 ⁽⁶⁾ / We turn snip for ■ 7-8-9 ⁽⁶⁾



Finiture / Finishes 40-41

3 7 - 1 0 3 0 B



Finiture / Finishes 14-15

3 7 - 1 0 1 0 B

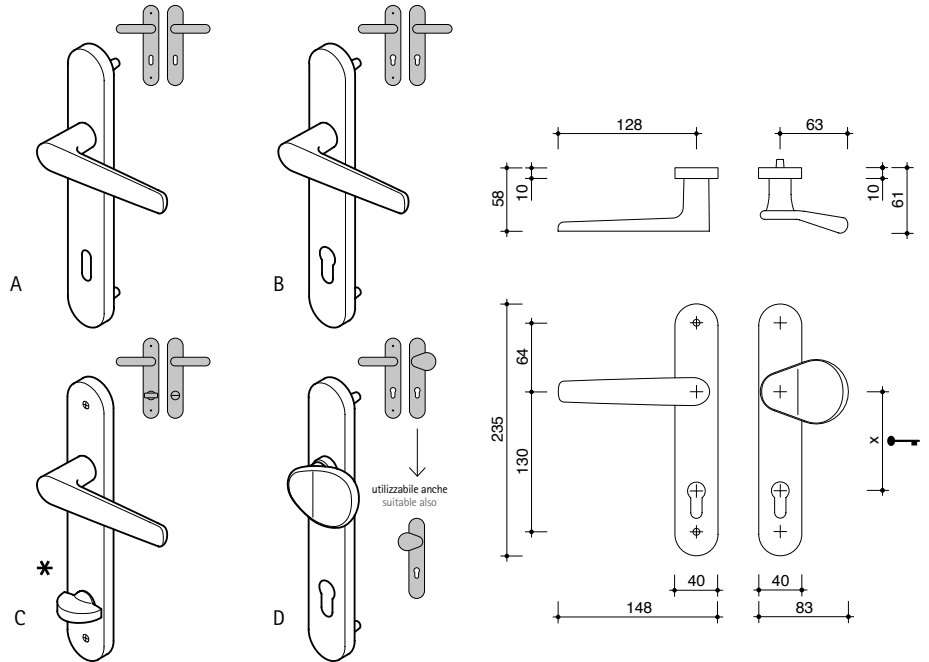
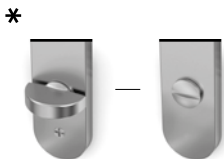
Coppia di maniglie GAIA®, a marchio ENTRA®, fissaggio al quadro con sistema CLAQ®, su placca ovale con pioli 40x235mm in versione DIN EN 1906 tipo B (molla bi-direzionale con precarico), completa di viti e sottorosetta in HOSTAFORM®. DIN EN 1906: Rosenheim Institute IFT, aprile 2012, no. 11-003205-PRO3(PB-G03-03-de-01)*, classe 3. RESISTENZA ALLA DURATA: 200.000 cicli (DIN EN 1906 grado 7). CATEGORIA DI UTILIZZO: adatta per l'impiego in edifici pubblici ad alta frequentazione (DIN EN 1906, classe 3). GARANZIA MECCANICA: 10 anni. RESISTENZA ALLA CORROSIONE: STORION (40-41) DIN EN 1906 grado 3; CR-ZERO (14-15) DIN EN 1906 grado 1. RESISTENZA TERMICA: guarnizione termica Direttiva Europea 2010/31/UE. Pair of GAIA® handles, trade name ENTRA®, CLAQ® fixing system, on a 40x235mm oval plate with pins, version DIN EN 1906, type B (two-way pre-charged spring), complete with screws and HOSTAFORM® under-rose. DIN EN 1906: Rosenheim Institute IFT, April 2012, no. 11-003205-PRO3(PB-G03-03-de-01)*, class 3. ENDURANCE TESTED TO 200.000 cycles (DIN EN 1906, level 7). CATEGORY OF USE: suitable for use in highly-frequented public buildings (DIN EN 1906, class 3). WARRANTY ON MECHANICAL PARTS: 10 years. CORROSION RESISTANCE: STORION (40-41) DIN EN 1906, level 3; CR-ZERO (14-15) DIN EN 1906, level 1. HEAT RESISTANCE: heat seal in compliance with European Directive 2010/31/EU. *EN1906 grado 4 (no.11-003205-PRO5): su richiesta / on demand



DIN 18275










































































































EN 16341

EN 1709



R.	■	U	Key	Screw	○	Box	Person	Barcode	€					
A	7	35-60	70	+	-	24	1	07901022	40	41	14	15		
										38,53	35,08	35,08	35,08	
	8-9	35-60	56	+	-	24	1	07901016	40	41	14	15		
											38,53	35,08	35,08	35,08
35-60		72	+	-	24	1	07901028	40	41	14	15			
									38,53	35,08	35,08	35,08		
B	7	35-60	70	+	-	24	1	07901023	40	41	14	15		
											38,53	35,08	35,08	35,08
		35-60	70	+	❄	24	1	07901024	40	41	14	15		
											48,53	45,08	45,08	45,08
	60-90	70	+	-	24	1	07901025	40	41	14	15			
										40,53	37,08	37,08	37,08	
	60-90	70	+	❄	24	1	07901026	40	41	14	15			
										50,53	47,08	47,08	47,08	
8-9	35-60	55	+	-	24	1	07901017	40	41	14	15			
										38,53	35,08	35,08	35,08	
	35-60	55	+	❄	24	1	07901018	40	41	14	15			
										48,53	45,08	45,08	45,08	
60-90	55	+	-	24	1	07901019	40	41	14	15				
									40,53	37,08	37,08	37,08		
60-90	55	+	❄	24	1	07901020	40	41	14	15				
									50,53	47,08	47,08	47,08		

Sistema di fissaggio CLAQ e guarnizione per taglio termico disponibili da Giugno 2012 / CLAQ fixing system and heat seal available from June 2012

R.	■								€					
B	8-9	35-60		72		-	24		07901029	40	41	14	15	
										38,53	35,08	35,08	35,08	
		35-60		72			-	24		07901030	40	41	14	15
											48,53	45,08	45,08	45,08
		60-90		72		-	24	24		07901031	40	41	14	15
											40,53	37,08	37,08	37,08
		60-90		72			-	24		07901032	40	41	14	15
											50,53	47,08	47,08	47,08
		35-60		85		-	24	24		07901035	40	41	14	15
											38,53	35,08	35,08	35,08
35-60		85			-	24		07901036	40	41	14	15		
									48,53	45,08	45,08	45,08		
35-60		90		-	24	24		07901038	40	41	14	15		
									38,53	35,08	35,08	35,08		
35-60		90			-	24		07901039	40	41	14	15		
									48,53	45,08	45,08	45,08		
35-60		92		-	24	24		07901041	40	41	14	15		
									38,53	35,08	35,08	35,08		
35-60		92			-	24		07901042	40	41	14	15		
									48,53	45,08	45,08	45,08		
C*	7 ⁽⁶⁾	35-60		70		-	12		07901027	40	41	14	15	
										48,53	45,08	45,08	45,08	
	8-9 ⁽⁸⁾	35-60		63		-	12		07901021	40	41	14	15	
										48,53	45,08	45,08	45,08	
	8-9 ⁽⁸⁾	35-60		72		-	12		07901033	40	41	14	15	
										48,53	45,08	45,08	45,08	
	8-9 ⁽⁸⁾	35-60		78		-	12		07901034	40	41	14	15	
										48,53	45,08	45,08	45,08	
	8-9 ⁽⁶⁻⁷⁾	35-60		90		-	12		07901040	40	41	14	15	
										48,53	45,08	45,08	45,08	
7 ⁽⁶⁾	35-60		70			-	12		07901062	41	15			
										50,08	50,08			
8-9 ⁽⁸⁾	35-60		63			-	12		07901063	41	15			
										50,08	50,08			
8-9 ⁽⁸⁾	35-60		72			-	12		07901064	41	15			
										50,08	50,08			
8-9 ⁽⁸⁾	35-60		78			-	12		07901065	41	15			
										50,08	50,08			
8-9 ⁽⁶⁻⁷⁾	35-60		90			-	12		07901066	41	15			
										50,08	50,08			
D	7	35-60		70		-	12		07901045	41	15			
										98,80	98,80			
	35-60		70			-	12		07901046	41	15			
										108,80	108,80			
	8	35-60		55		-	12		07901043	41	15			
										98,80	98,80			
	35-60		55			-	12		07901044	41	15			
										108,80	108,80			
	8-9	35-60		85		-	12		07901047	41	15			
										98,80	98,80			
35-60			85			-	12		07901048	41	15			
										108,80	108,80			
35-60		92		-	12	12		07901049	41	15				
									98,80	98,80				
35-60		92			-	12		07901050	41	15				
									108,80	108,80				

 * Il nottolino si adatta a ■ 7-8-9^(k) / Wc turn snip for ■ 7-8-9^(k)



Finiture / Finishes 41

3 7 - 1 0 2 0 B



Finiture / Finishes 15

3 7 - 1 0 1 0 A

Coppia di maniglie GAIA®, a marchio ENTRA®, fissaggio al quadro con sistema CLAQ®, su placca ovale 45x185mm in AISI304, versione DIN EN 1906 tipo A (con molla), completa di viti. DIN EN 1906: Rosenheim Institute IFT, aprile 2012, no. 11-003205-PR03(PB-G03-03-de-01)*, classe 3. RESISTENZA ALLA DURATA: 200.000 cicli (DIN EN 1906 grado 7). CATEGORIA DI UTILIZZO: adatta per l'impiego in edifici pubblici ad alta frequentazione (DIN EN 1906, classe 3). GARANZIA MECCANICA: 10 anni. RESISTENZA ALLA CORROSIONE: STORION (41) DIN EN 1906 grado 3; CR-ZERO (15) DIN EN 1906 grado 1 RESISTENZA TERMICA: guarnizione termica Direttiva Europea 2010/31/UE. Pair of GAIA® handles, trade name ENTRA®, CLAQ® fixing system, on a 45x185mm AISI304 oval plate, version DIN EN 1906, type A (with spring), complete with screws. DIN EN 1906: Rosenheim Institute IFT, April 2012, no. 11-003205-PR03(PB-G03-03-de-01)*, class 3. ENDURANCE TESTED to 200.000 cycles (DIN EN 1906, level 7). CATEGORY OF USE: suitable for use in highly-frequented public buildings (DIN EN 1906, class 3). WARRANTY ON MECHANICAL PARTS: 10 years. CORROSION RESISTANCE: STORION (41) DIN EN 1906, level 3; CR-ZERO (15) DIN EN 1906, level 1. HEAT RESISTANCE: heat seal in compliance with European Directive 2010/31/EU.

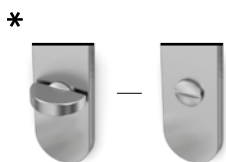
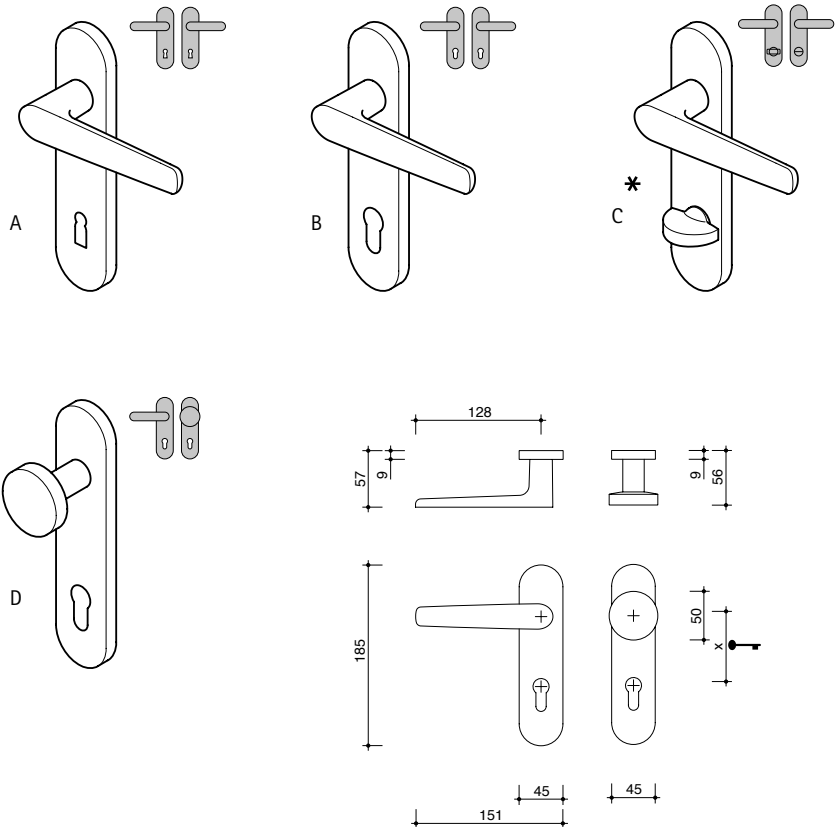
*EN1906 grado 4 (no.11-003205-PR05): su richiesta / on demand



DIN 18275

EN 16341

EN 1706



R.	■	U	Key	⊕	○	⊕	⊕	⊕	€
A	8-9	35-45	72	⊕	-	24	1	07901051	15 36,85
B	8-9	35-45	72	⊕	-	24	1	07901052	41 15 36,85 36,85
		35-45	72	⊕	❄	24	1	07901053	41 15 46,85 46,85
C*	8-9 ^(B)	35-45	78	⊕	-	12	1	07901056	41 15 46,85 46,85
		35-45	78	⊕	◐	12	1	07901067	41 15 51,85 51,85
D	8-9	35-45	72	⊕	-	24	1	07901054	41 15 70,85 70,85
		35-45	72	⊕	❄	24	1	07901055	41 15 80,85 80,85

Sistema di fissaggio CLAQ e guarnizione per taglio termico disponibili da Giugno 2012 / CLAQ fixing system and heat seal available from June 2012

* Il nottolino si adatta a ■ 7-8-9^(A) / Wc turn snip for ■ 7-8-9^(A)



Finiture / Finishes 40-41

3 7 - 1 0 3 0 B



Finiture / Finishes 15

3 7 - 1 0 1 0 B


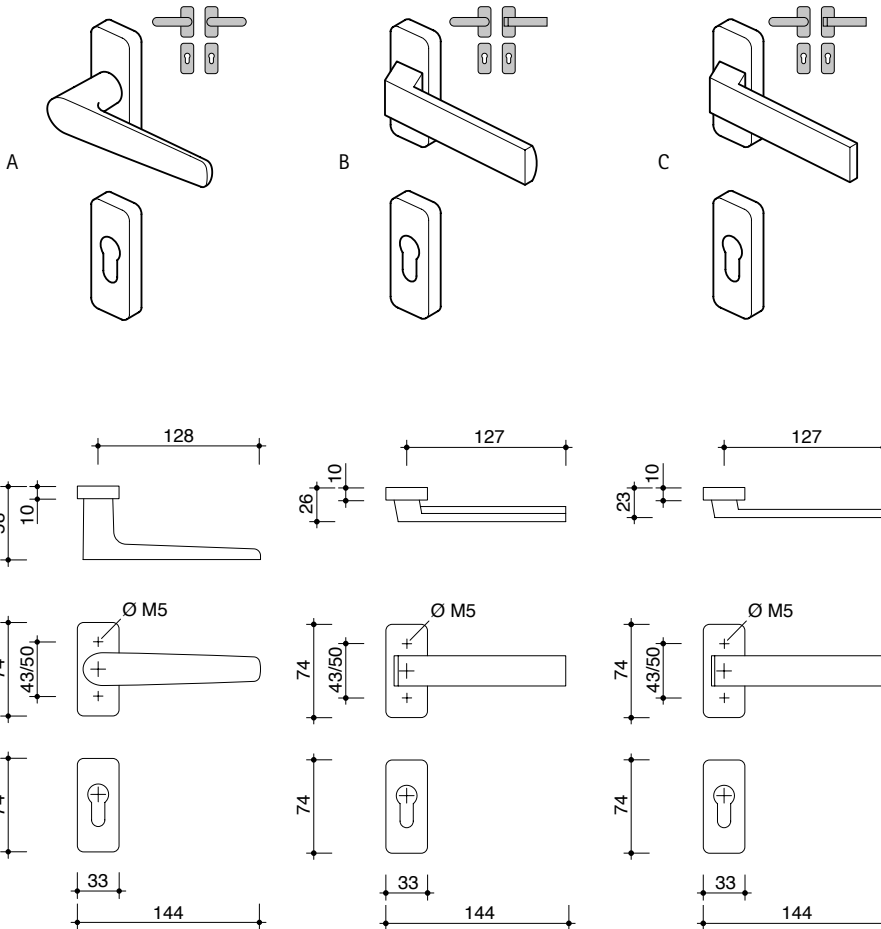
Coppia di maniglie GAIA®, a marchio ENTRA®, fissaggio al quadro con sistema CLAQ®, su rosetta rettangolare 33x74mm (E=43 e 50mm) in AISI304, versione DIN EN 1906 tipo B (molla bi-direzionale con precarico), completa di viti e sottorosetta in HOSTAFORM®. DIN EN 1906: Rosenheim Institute IFT, aprile 2012, no. 11-003205-PR03(PB-G03-03-de-01)*, classe 3. RESISTENZA ALLA DURATA: 200.000 cicli (DIN EN 1906 grado 7). CATEGORIA DI UTILIZZO: adatta per l'impiego in edifici pubblici ad alta frequentazione (DIN EN 1906, classe 3). GARANZIA MECCANICA: 10 anni. RESISTENZA ALLA CORROSIONE: STORION (40-41) DIN EN 1906 grado 3; CR-ZERO (15) DIN EN 1906 grado 1. RESISTENZA TERMICA: guarnizione termica Direttiva Europea 2010/31/UE. Pair of GAIA® handles, trade name ENTRA®, CLAQ® fixing system, on a 33x74mm (E=43 and 50mm) AISI304 rectangular rose, version DIN EN 1906, type B (two-way pre-charged spring), complete with screws and HOSTAFORM® under-rose. DIN EN 1906: Rosenheim Institute IFT, April 2012, no. 11-003205-PR03(PB-G03-03-de-01)*, class 3. ENDURANCE TESTED to 200.000 cycles (DIN EN 1906, level 7). CATEGORY OF USE: suitable for use in highly-frequented public buildings (DIN EN 1906, class 3). WARRANTY ON MECHANICAL PARTS: 10 years. CORROSION RESISTANCE: STORION (40-41) DIN EN 1906, level 3; CR-ZERO (15) DIN EN 1906, level 1. HEAT RESISTANCE: heat seal in compliance with European Directive 2010/31/EU. *EN1906 grado 4 (no.11-003205-PR05): su richiesta / on demand



DIN 18273

EN 1634-1

EN 1709



R.	■	U	Key	Tools	⊙	🔧	👤	Barcode	€
A	7-8-9	45-90	🔑	🔧	-	12	🔧	07904001	40 41 15 31,30 31,30 29,50
		45-90	🔑	🔧	❄️	12	🔧	07904002	40 41 15 41,30 41,30 39,50
B	7-8-9	45-90	🔑	🔧	-	12	🔧	07904003	40 41 15 86,00 86,00 71,50
		45-90	🔑	🔧	❄️	12	🔧	07904004	40 41 15 96,00 96,00 81,50
C	7-8-9	45-90	🔑	🔧	-	12	🔧	07904005	40 41 15 86,00 86,00 71,50
		45-90	🔑	🔧	❄️	12	🔧	07904006	40 41 15 96,00 96,00 81,50

Sistema di fissaggio CLAQ e guarnizione per taglio termico disponibili da Giugno 2012 / CLAQ fixing system and heat seal available from June 2012



Finiture / Finishes 40-41

3 7 - 1 0 3 0 C

1200hr



Finiture / Finishes 15

3 7 - 1 0 1 0 C

900hr

Coppia di maniglie GAIA®, a marchio ENTRA®, fissaggio al quadro con sistema CLAQ®, su placca ovale con pioli 24x220mm in versione DIN EN 1906 tipo C (senza molla) completa di viti. DIN EN 1906: Rosenheim Institute IFT, aprile 2012, no. 11-003205-PRO3(PB-G03-03-de-01)*, classe 3. RESISTENZA ALLA DURATA: 200.000 cicli (DIN EN 1906 grado 7). CATEGORIA DI UTILIZZO: adatta per l'impiego in edifici pubblici ad alta frequentazione (DIN EN 1906, classe 3). GARANZIA MECCANICA: 10 anni. RESISTENZA ALLA CORROSIONE: STORION (40-41) DIN EN 1906 grado 3; CR-ZERO (15) DIN EN 1906 grado 1. RESISTENZA TERMICA: guarnizione termica Direttiva Europea 2010/31/UE. Pair of GAIA® handles, trade name ENTRA®, CLAQ® fixing system, on a 24x220mm oval plate with pins, version DIN EN 1906, type C (without spring), complete with screws. DIN EN 1906: Rosenheim Institute IFT, April 2012, no. 11-003205-PRO3(PB-G03-03-de-01)*, class 3. ENDURANCE TESTED to 200.000 cycles (DIN EN 1906, level 7). CATEGORY OF USE: suitable for use in highly-frequented public buildings (DIN EN 1906, class 3). WARRANTY ON MECHANICAL PARTS: 10 years. CORROSION RESISTANCE: STORION (40-41) DIN EN 1906, level 3; CR-ZERO (15) DIN EN 1906, level 1. HEAT RESISTANCE: heat seal in compliance with European Directive 2010/31/EU.

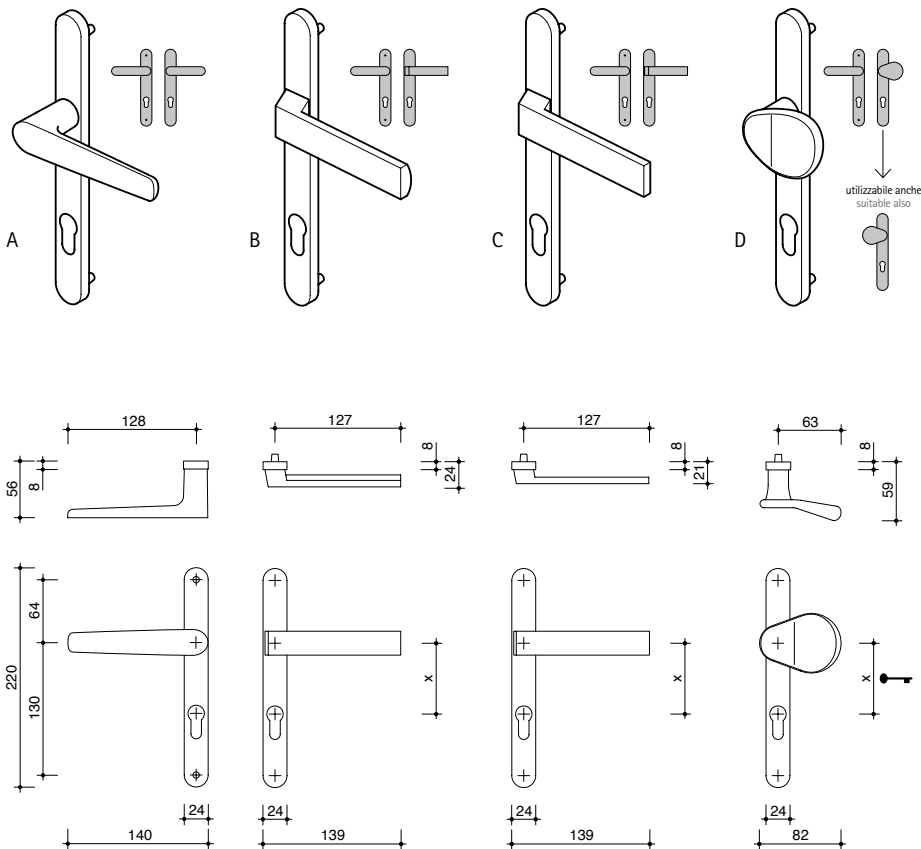
*EN1906 grado 4 (no.11-003205-PRO5): su richiesta / on demand



DIN 18275














































































EN 16341

EN 1709



R.	■	U	🔑	🔩	○	📦	👤	📊	€
A	7	35-70	🔑 70	🔩	-	12	📦 1	07952001	40 41 15 60,00 60,00 42,00
					❄️	12	📦 1	07952003	40 41 15 70,00 70,00 52,00
		70-100	🔑 70	🔩	-	12	📦 1	07952002	40 41 15 62,00 62,00 44,00
					❄️	12	📦 1	07952004	40 41 15 72,00 72,00 54,00
	8-9	35-70	🔑 92	🔩	-	12	📦 1	07952005	40 41 15 60,00 60,00 42,00
					❄️	12	📦 1	07952007	40 41 15 70,00 70,00 52,00
		70-100	🔑 92	🔩	-	12	📦 1	07952006	40 41 15 62,00 62,00 44,00
					❄️	12	📦 1	07952008	40 41 15 72,00 72,00 54,00

Sistema di fissaggio CLAQ e guarnizione per taglio termico disponibili da Giugno 2012 / CLAQ fixing system and heat seal available from June 2012

R.	■								€				
B	7	35-70			-	12		1	07952009	40	41	15	
		35-70				12		1	07952011	72,00	72,00	54,00	
		70-100			-	12		1	07952010	40	41	15	
		70-100				12		1	07952012	74,00	74,00	56,00	
	8-9	35-70			-	12		1	07952013	40	41	15	
		35-70				12		1	07952015	72,00	72,00	54,00	
		70-100			-	12		1	07952014	40	41	15	
		70-100				12		1	07952016	82,00	82,00	64,00	
C	7	35-70			-	12		1	07952017	40	41	15	
		35-70				12		1	07952019	72,00	72,00	54,00	
		70-100			-	12		1	07952018	40	41	15	
		70-100				12		1	07952020	74,00	74,00	56,00	
	8-9	35-70			-	12		1	07952021	40	41	15	
		35-70				12		1	07952023	72,00	72,00	54,00	
		70-100			-	12		1	07952022	40	41	15	
		70-100				12		1	07952024	74,00	74,00	56,00	
D	7	70-100			-	12		1	07952025	40	41	15	
		70-100				12		1	07952027	106,00	106,00	88,00	
	8-9	70-100			-	12		1	07952026	40	41	15	
		70-100				12		1	07952028	116,00	116,00	98,00	



Finiture / Finishes 40-41

3 7 - 1 0 3 0 C



Finiture / Finishes 15

3 7 - 1 0 1 0 C

Coppia di maniglie GAIA®, a marchio ENTRA®, fissaggio al quadro con sistema CLAQ®, su placca ovale con pioli 28x230mm in versione DIN EN 1906 tipo C (senza molla), completa di viti. DIN EN 1906: Rosenheim Institute IFT, aprile 2012, no. 11-003205-PRO3(PB-G03-03-de-01)*, classe 3. RESISTENZA ALLA DURATA: 200.000 cicli (DIN EN 1906 grado 7). CATEGORIA DI UTILIZZO: adatta per l'impiego in edifici pubblici ad alta frequentazione (DIN EN 1906, classe 3). GARANZIA MECCANICA: 10 anni. RESISTENZA ALLA CORROSIONE: STORION (40-41) DIN EN 1906 grado 3; CR-ZERO (15) DIN EN 1906 grado 1. RESISTENZA TERMICA: guarnizione termica Direttiva Europea 2010/31/UE. Pair of GAIA® handles, trade name ENTRA®, CLAQ® fixing system, on a 28x230mm oval plate with pins, version DIN EN 1906, type C (without spring), complete with screws. DIN EN 1906: Rosenheim Institute IFT, April 2012, no. 11-003205-PRO3(PB-G03-03-de-01)*, class 3. ENDURANCE TESTED to 200.000 cycles (DIN EN 1906, level 7). CATEGORY OF USE: suitable for use in highly-frequented public buildings (DIN EN 1906, class 3). WARRANTY ON MECHANICAL PARTS: 10 years. CORROSION RESISTANCE: STORION (40-41) DIN EN 1906, level 3; CR-ZERO (15) DIN EN 1906, level 1. HEAT RESISTANCE: heat seal in compliance with European Directive 2010/31/EU.

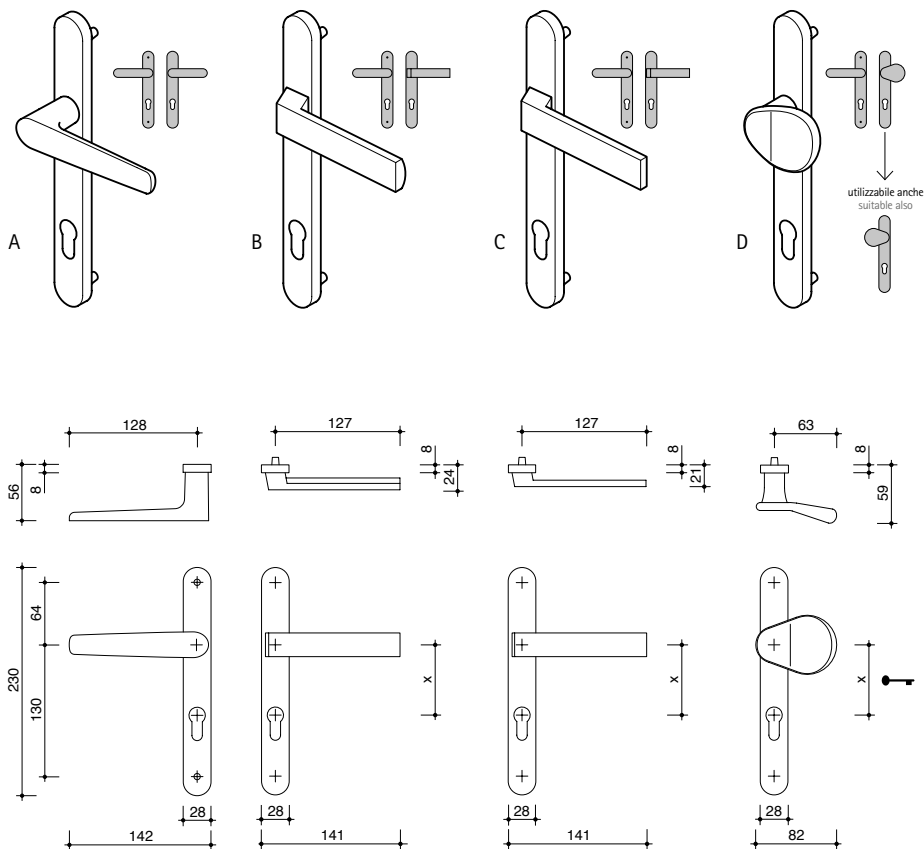
*EN1906 grado 4 (no.11-003205-PRO5): su richiesta / on demand



DIN 18275
































































EN 16341

EN 1709



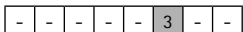
R.	■	U	🔑	🔩	○	📦	👤	📊	€			
A	7	35-70	🔑 70	🔩	-	12	📦 1	07952029	40	41	15	
									60,00	60,00	42,00	
		35-70	🔑 70	🔩	❄️	12	📦 1	07952031	40	41	15	
									70,00	70,00	52,00	
	70-100	🔑 70	🔩	-	12	📦 1	07952030	40	41	15		
								62,00	62,00	44,00		
	70-100	🔑 70	🔩	❄️	12	📦 1	07952032	40	41	15		
								72,00	72,00	54,00		
8-9	35-70	🔑 92	🔩	-	12	📦 1	07952033	40	41	15		
								60,00	60,00	42,00		
	35-70	🔑 92	🔩	❄️	12	📦 1	07952035	40	41	15		
								70,00	70,00	52,00		
70-100	🔑 92	🔩	-	12	📦 1	07952034	40	41	15			
							62,00	62,00	44,00			
70-100	🔑 92	🔩	❄️	12	📦 1	07952036	40	41	15			
							72,00	72,00	54,00			

Sistema di fissaggio CLAQ e guarnizione per taglio termico disponibili da Giugno 2012 / CLAQ fixing system and heat seal available from June 2012

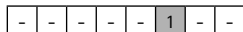
R.	■								€				
B	7	35-70			-	12		07952037	40	41	15		
									72,00	72,00	54,00		
		35-70				12		07952039	40	41	15		
									82,00	82,00	64,00		
		70-100			-	12		07952038	40	41	15		
									74,00	74,00	56,00		
		70-100				12		07952040	40	41	15		
									84,00	84,00	66,00		
	8-9	35-70			-	12		07952041	40	41	15		
									72,00	72,00	54,00		
		35-70				12		07952043	40	41	15		
									82,00	82,00	64,00		
C	7	35-70			-	12		07952045	40	41	15		
									72,00	72,00	54,00		
		35-70				12		07952047	40	41	15		
									82,00	82,00	64,00		
		70-100			-	12		07952046	40	41	15		
									74,00	74,00	56,00		
		70-100				12		07952048	40	41	15		
									84,00	84,00	66,00		
		8-9	35-70			-	12		07952049	40	41	15	
										72,00	72,00	54,00	
			35-70				12		07952051	40	41	15	
										82,00	82,00	64,00	
D	7	70-100			-	12		07952053	40	41	15		
									106,00	106,00	88,00		
		70-100				12		07952055	40	41	15		
									116,00	116,00	98,00		
		8-9	70-100			-	12		07952054	40	41	15	
										106,00	106,00	88,00	
		70-100				12		07952056	40	41	15		
									116,00	116,00	98,00		



Finiture / Finishes 40-41



Finiture / Finishes 14-15



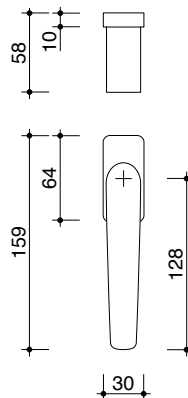
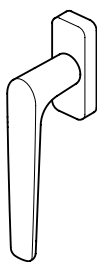
Maniglia GAIA®, a marchio ENTRA®, fissaggio al quadro con sistema CLAQ®, su rosetta rettangolare 30x64mm in AISI304 per finestra (DK), completa di viti e meccanismo a 4 posizioni. RESISTENZA ALLA DURATA: 200.000 cicli (DIN EN 1906 grado 7). GARANZIA MECCANICA: 10 anni. RESISTENZA ALLA CORROSIONE: STORION (40-41) DIN EN 1906 grado 3; CR-ZERO (14-15) DIN EN 1906 grado 1. RESISTENZA TERMICA: guarnizione termica Direttiva Europea 2010/31/UE. GAIA® handle, trade name ENTRA®, CLAQ® fixing system, on a 30x64mm AISI304 rectangular rose for window (DK), complete with screws and 4 position mechanism. ENDURANCE TESTED TO 200.000 cycles (DIN EN 1906, level 7). WARRANTY ON MECHANICAL PARTS: 10 years. CORROSION RESISTANCE: STORION (40-41) DIN EN 1906, level 3; CR-ZERO (14-15) DIN EN 1906, level 1. HEAT RESISTANCE: heat seal in compliance with European Directive 2010/31/EU.



DIN 18275

EN 16341

EN 1706

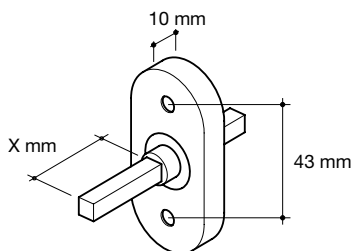


■					€	
7	vedi meccanismo / see mechanism	-	24	1	07906001	40 41 14 15 15,65 15,65 14,75 14,75
	vedi meccanismo / see mechanism		24	1	07906002	40 41 14 15 25,65 25,65 24,75 24,75

Sistema di fissaggio CLAQ e guarnizione per taglio termico disponibili da Giugno 2012 / CLAQ fixing system and heat seal available from June 2012



Meccanismo DK senza pioli per CLAQ™.
Turn & Tilt mechanism without posts for CLAQ™.

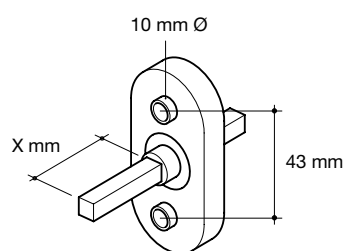


■	X					€
7	27		4	4	06008015	26 3,52
	30		4	4	06008016	26 3,52
	32		4	4	06008017	26 3,52
	35		4	4	06008018	26 3,52
	40		4	4	06008019	26 3,52
	45		4	4	06008020	26 3,52
	50*		4	4	06008021	26 3,52

* Per lunghezze ferro superiori ai 50 mm contattare direttamente ENTECH
For square spindle length over 50 mm contact directly ENTECH



Meccanismo DK con pioli per CLAQ™.
Turn & Tilt mechanism with posts for CLAQ™.



■	X					€
7	27		4	4	06008022	26 3,52
	30		4	4	06008023	26 3,52
	32		4	4	06008024	26 3,52
	35		4	4	06008025	26 3,52
	40		4	4	06008026	26 3,52
	45		4	4	06008027	26 3,52
	50*		4	4	06008028	26 3,52

* Per lunghezze ferro superiori ai 50 mm contattare direttamente ENTECH
For square spindle length over 50 mm contact directly ENTECH



Finiture / Finishes 40-41

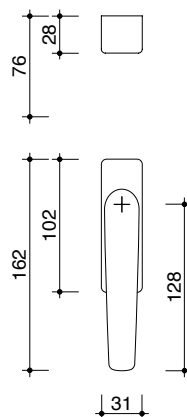
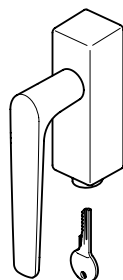
-	-	-	-	-	3	-	-
---	---	---	---	---	---	---	---



Finiture / Finishes 15

-	-	-	-	-	1	-	-
---	---	---	---	---	---	---	---

Maniglia GAIA®, a marchio ENTRA®, fissaggio al quadro con sistema CLAQ®, su rosetta rettangolare 31x102mm in AISI304 per finestra con serratura a cifratura, completa di viti e meccanismo a 4 posizioni. RESISTENZA ALLA DURATA: 200.000 cicli (DIN EN 1906 grado 7). GARANZIA MECCANICA: 10 anni. RESISTENZA ALLA CORROSIONE: STORION (40-41) DIN EN 1906 grado 3; CR-ZERO (15) DIN EN 1906 grado 1. GAIA® handle, trade name ENTRA®, CLAQ® fixing system, on a 31x102mm AISI304 rectangular rose with cipher lock for window, complete with screws and 4 position mechanism. ENDURANCE TESTED to 200.000 cycles (DIN EN 1906, level 7). WARRANTY ON MECHANICAL PARTS: 10 years. CORROSION RESISTANCE: STORION (40-41) DIN EN 1906, level 3; CR-ZERO (15) DIN EN 1906, level 1.



■		○				€			
7		-	12		07954001		40	41	15
							95,57	100,03	79,62

Sistema di fissaggio CLAQ disponibile da Giugno 2012 / CLAQ fixing system available from June 2012



Finiture / Finishes 30

3 7 - 1 0 1 0 B

900hr

Coppia di maniglie MERCURY®, a marchio ENTRA®, su rosetta quadrata 52mm in AISI304, versione DIN EN 1906 tipo B (molla bi-direzionale con precarico), completa di viti e sottorosetta in HOSTAFORM®. DIN EN 1906: Rosenheim Institute IFT, aprile 2012, no. 11-003205-PRO2(PB-G03-03-de-01)*, classe 3. RESISTENZA ALLA DURATA: 200.000 cicli (DIN EN 1906 grado 7). CATEGORIA DI UTILIZZO: adatta per l'impiego in edifici pubblici ad alta frequentazione (DIN EN 1906 classe 3). GARANZIA MECCANICA: 10 anni. RESISTENZA ALLA CORROSIONE: CR-ZERO (30) DIN EN 1906 grado 1. RESISTENZA TERMICA: guarnizione termica Direttiva Europea 2010/31/UE. Pair of MERCURY® handles, trade name ENTRA®, on a 52mm AISI304 square rose, version DIN EN 1906, type B (two-way pre-charged spring), complete with screws and HOSTAFORM® under-rose. DIN EN 1906: Rosenheim Institute IFT, April 2012, no. 11-003205-PRO2(PB-G03-03-de-01)*, class 3. ENDURANCE TESTED TO 200.000 cycles (DIN EN 1906, level 7). CATEGORY OF USE: suitable for use in highly-frequented public buildings (DIN EN 1906 class 3). WARRANTY ON MECHANICAL PARTS: 10 years. CORROSION RESISTANCE: CR-ZERO (30) DIN EN 1906, level 1. HEAT RESISTANCE: heat seal in compliance with European Directive 2010/31/EU.


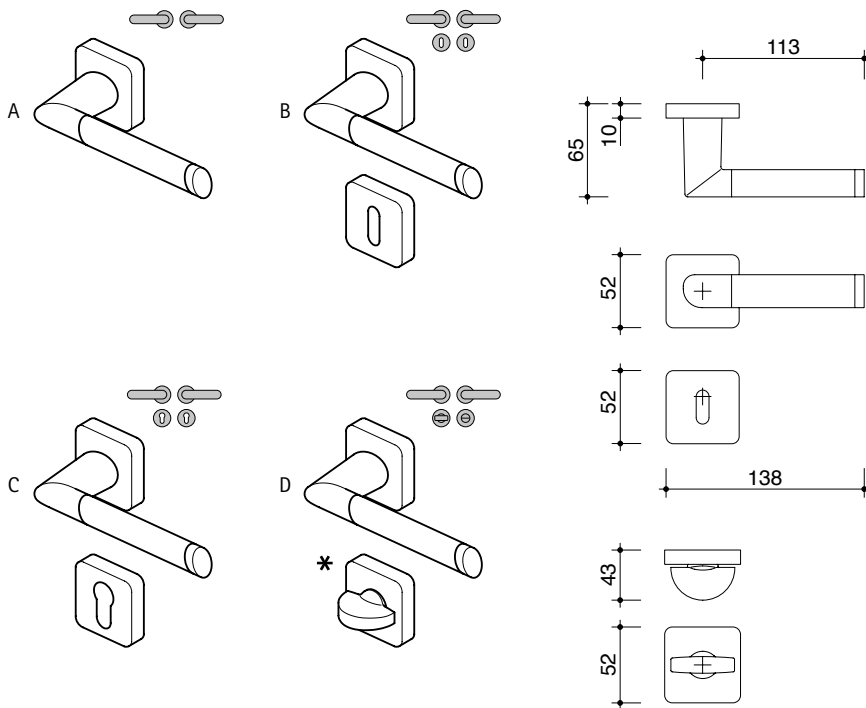
*EN1906 grado 4 (no.11-003205-PRO5): su richiesta / on demand



DIN 18275

EN 16341

EN 1706



R.	■	U	Key	Screw	○	Box	Person	Barcode	€			
A	7	35-45	-	+	-	24	1	02005004	30			
									27,39			
B	7	35-45	●	+	-	24	1	02005005	30			
									29,50			
C	7	35-45	●	+	-	24	1	02005007	30			
									29,50			
*	8-9	35-45	●	+	❄	24	1	02005009	30			
									39,50			
	35-45	●	+	-	24	1	02005002	30				
									29,50			
35-45	●	+	❄	24	1	02005008	30					
								39,50				

Guarnizione per taglio termico disponibile da Giugno 2012 / Heat seal available from June 2012

R.	■								€			
D*	7 ⁽⁶⁾	35-45			-	12		02005011	30			
									39,50			
	8-9 ⁽⁴⁻⁵⁾	35-45			-	12		02005010	30			
									39,50			
	8-9 ⁽⁶⁾	35-45			-	12		02005012	30			
								39,50				
8-9 ⁽⁷⁾	35-45			-	12		02005013	30				
								39,50				
8-9 ⁽⁸⁾	35-45			-	12		02005014	30				
								39,50				

* Il nottolino si adatta a ■ 7-8-9 ^(k) / Wc turn snip for ■ 7-8-9 ^(k)



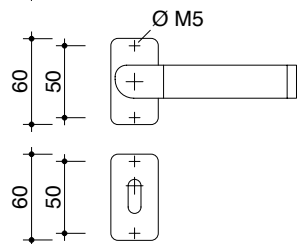
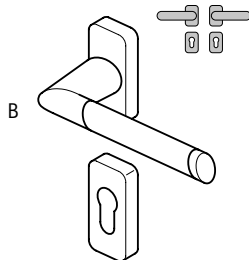
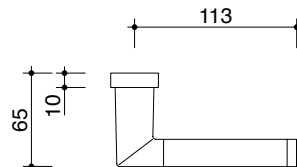
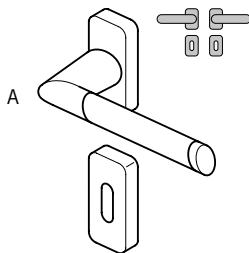
Finiture / Finishes 30

3 7 - 1 0 1 0 B

900hr

Coppia di maniglie MERCURY®, a marchio ENTRA®, su rosetta rettangolare 33x60mm (E=50mm) in AISI304, versione DIN EN 1906 tipo B (molla bi-direzionale con precarico), completa di viti e sottorosetta in HOSTAFORM®. DIN EN 1906: Rosenheim Institute IFT, aprile 2012, no. 11-003205-PRO2(PB-G03-03-de-01)*, classe 3. RESISTENZA ALLA DURATA: 200.000 cicli (DIN EN 1906 grado 7). CATEGORIA DI UTILIZZO: adatta per l'impiego in edifici pubblici ad alta frequentazione (DIN EN 1906 classe 3). GARANZIA MECCANICA: 10 anni. RESISTENZA ALLA CORROSIONE: CR-ZERO (30) DIN EN 1906 grado 1. Pair of MERCURY® handles, trade name ENTRA®, on a 33x60mm (E=50mm) AISI304 rectangular rose, version DIN EN 1906, type B (two-way pre-charged spring), complete with screws and HOSTAFORM® under-rose. DIN EN 1906: Rosenheim Institute IFT, April 2012, no. 11-003205-PRO2(PB-G03-03-de-01)*, class 3. ENDURANCE TESTED TO 200.000 cycles (DIN EN 1906, level 7). CATEGORY OF USE: suitable for use in highly-frequented public buildings (DIN EN 1906 class 3). WARRANTY ON MECHANICAL PARTS: 10 years. CORROSION RESISTANCE: CR-ZERO (30) DIN EN 1906, level 1.

*EN1906 grado 4 (no.11-003205-PR05): su richiesta / on demand



R.	■								€			
A	8-9	35-55			-	24		02003001	30			
									29,50			
B	7	35-55			-	24		02003008	30			
									39,50			
	8-9	35-55			-	24		02003002	30			
									39,50			



Finiture / Finishes 30

3 7 - 1 0 1 0 B

900hr

Coppia di maniglie MERCURY®, a marchio ENTRA®, su rosetta rettangolare 33x74mm (E=43 e 50mm) in AISI304, versione DIN EN 1906 tipo B (molla bi-direzionale con precarico), completa di viti e sottorosetta in HOSTAFORM®. DIN EN 1906: Rosenheim Institute IFT, aprile 2012, no. 11-003205-PR02(PB-G03-03-de-01)*, classe 3. RESISTENZA ALLA DURATA: 200.000 cicli (DIN EN 1906 grado 7). CATEGORIA DI UTILIZZO: adatta per l'impiego in edifici pubblici ad alta frequentazione (DIN EN 1906 classe 3). GARANZIA MECCANICA: 10 anni. RESISTENZA ALLA CORROSIONE: CR-ZERO (30) DIN EN 1906 grado 1. RESISTENZA TERMICA: guarnizione termica Direttiva Europea 2010/31/UE. Pair of MERCURY® handles, trade name ENTRA®, on a 33x74mm (E=43 and 50mm) AISI304 rectangular rose, version DIN EN 1906, type B (two-way pre-charged spring), complete with screws and HOSTAFORM® under-rose. DIN EN 1906: Rosenheim Institute IFT, April 2012, no. 11-003205-PR02(PB-G03-03-de-01)*, class 3. ENDURANCE TESTED to 200.000 cycles (DIN EN 1906, level 7). CATEGORY OF USE: suitable for use in highly-frequented public buildings (DIN EN 1906 class 3). WARRANTY ON MECHANICAL PARTS: 10 years. CORROSION RESISTANCE: CR-ZERO (30) DIN EN 1906, level 1. HEAT RESISTANCE: heat seal in compliance with European Directive 2010/31/EU.

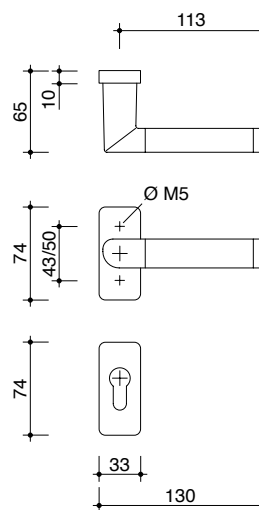
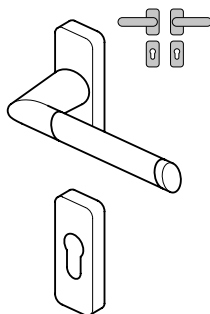
*EN1906 grado 4 (no.11-003205-PR05): su richiesta / on demand



DIN 18275

EN 16341

EN 1709



									€			
7-8-9	55-75				-	12		1	02004004	30		
	55-75					12		1	02004005	33,29		
										30		
										43,29		

Guarnizione per taglio termico disponibile da Giugno 2012 / Heat seal available from June 2012

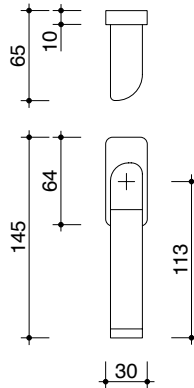
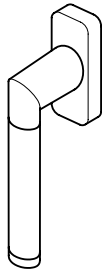


Finiture / Finishes 30

-	-	-	-	-	1	-	-
---	---	---	---	---	---	---	---

900hr

Maniglia MERCURY®, a marchio ENTRA®, su rosetta rettangolare 30x64mm in AISI304 per finestra (DK), completa di viti e meccanismo a 4 posizioni. RESISTENZA ALLA DURATA: 200.000 cicli (DIN EN 1906 grado 7). GARANZIA MECCANICA: 10 anni. RESISTENZA ALLA CORROSIONE: CR-ZERO (30) DIN EN 1906 grado 1. RESISTENZA TERMICA: guarnizione termica Direttiva Europea 2010/31/UE. MERCURY® handle, trade name ENTRA®, on a 30x64mm AISI304 rectangular rose for window (DK), complete with screws and 4 position mechanism. ENDURANCE TESTED to 200.000 cycles (DIN EN 1906, level 7). WARRANTY ON MECHANICAL PARTS: 10 years. CORROSION RESISTANCE: CR-ZERO (30) DIN EN 1906, level 1. HEAT RESISTANCE: heat seal in compliance with European Directive 2010/31/EU.



DIN 18273

EN 1634-1

EN 1709

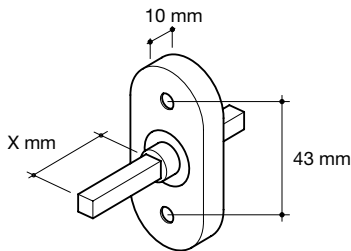


■						€
7	vedi meccanismo / see mechanism	-	24		1 02006002	30 14,75
	vedi meccanismo / see mechanism		24		1 02006004	30 24,75

Guarnizione per taglio termico disponibile da Giugno 2012 / Heat seal available from June 2012



Meccanismo DK senza pioli.
Turn & Tilt mechanism without posts.

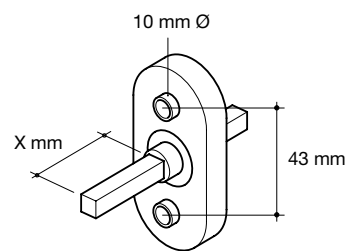


■	X					€
7	27		4		4 06008008	26 3,52
	30		4		4 06008009	26 3,52
	32		4		4 06008010	26 3,52
	35		4		4 06008011	26 3,52
	40		4		4 06008012	26 3,52
	45		4		4 06008013	26 3,52
	50*		4		4 06008014	26 3,52

* Per lunghezze ferro superiori ai 50 mm contattare direttamente ENTECH.
For square spindle length over 50 mm contact directly ENTECH.



Meccanismo DK con pioli.
Turn & Tilt mechanism with posts.



■	X					€
7	27		4		4 06008001	26 3,52
	30		4		4 06008002	26 3,52
	32		4		4 06008003	26 3,52
	35		4		4 06008004	26 3,52
	40		4		4 06008005	26 3,52
	45		4		4 06008006	26 3,52
	50*		4		4 06008007	26 3,52

* Per lunghezze ferro superiori ai 50 mm contattare direttamente ENTECH.
For square spindle length over 50 mm contact directly ENTECH.



Finiture / Finishes 30

-	-	-	-	-	1	-	-
---	---	---	---	---	---	---	---

900hr

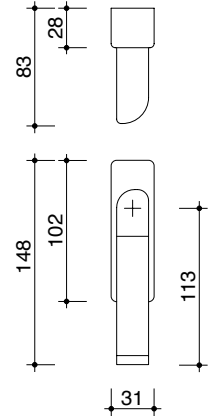
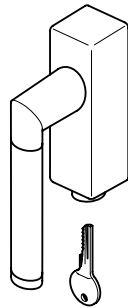
Maniglia MERCURY®, a marchio ENTRA®, su rosetta rettangolare 31x102mm in AISI304 per finestra con serratura a cifratura, completa di viti e meccanismo a 4 posizioni. RESISTENZA ALLA DURATA: 200.000 cicli (DIN EN 1906 grado 7). GARANZIA MECCANICA: 10 anni. RESISTENZA ALLA CORROSIONE: CR-ZERO (30) DIN EN 1906 grado 1. MERCURY® handle, trade name ENTRA®, on a 31x102mm AISI304 rectangular rose with cipher lock for window, complete with screws and 4 position mechanism. ENDURANCE TESTED to 200.000 cycles (DIN EN 1906, level 7). WARRANTY ON MECHANICAL PARTS: 10 years. CORROSION RESISTANCE: CR-ZERO (30) DIN EN 1906, level 1.



DIN 18275

EN 16341

EN 1709



■		○				€			
7		-	12		1	02054001	30		
							92,17		

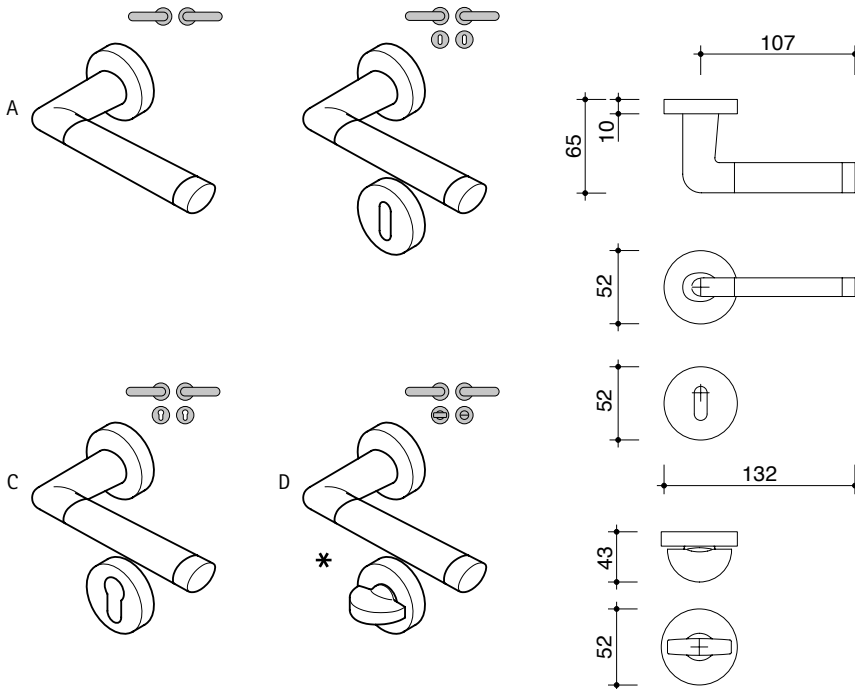


Finiture / Finishes 30

3 7 - 1 0 1 0 B

Coppia di maniglie LENA®, a marchio ENTRA®, su rosetta tonda 52mm in AISI304, versione DIN EN 1906 tipo B (molla bi-direzionale con precarico), completa di viti e sottorosetta in HOSTAFORM®. DIN EN 1906: Rosenheim Institute IFT, aprile 2012, no. 11-003205-PR02(PB-G03-03-de-01)*, classe 3. RESISTENZA ALLA DURATA: 200.000 cicli (DIN EN 1906 grado 7). CATEGORIA DI UTILIZZO: adatta per l'impiego in edifici pubblici ad alta frequentazione (DIN EN 1906 classe 3). GARANZIA MECCANICA: 10 anni. RESISTENZA ALLA CORROSIONE: CR-ZERO (30) DIN EN 1906 grado 1. RESISTENZA TERMICA: guarnizione termica Direttiva Europea 2010/31/UE. Pair of LENA® handles, trade name ENTRA®, on a 52mm AISI304 round rose, version DIN EN 1906, type B (two-way pre-charged spring), complete with screws and HOSTAFORM® under-rose. DIN EN 1906: Rosenheim Institute IFT, April 2012, no. 11-003205-PR02(PB-G03-03-de-01)*, class 3. ENDURANCE TESTED to 200.000 cycles (DIN EN 1906, level 7). CATEGORY OF USE: suitable for use in highly-frequented public buildings (DIN EN 1906 class 3). WARRANTY ON MECHANICAL PARTS: 10 years. CORROSION RESISTANCE: CR-ZERO (30) DIN EN 1906, level 1. HEAT RESISTANCE: heat seal in compliance with European Directive 2010/31/EU.

*EN1906 grado 4 (no.11-003205-PR05): su richiesta / on demand



R.	■	U	Key	⊕	○	...	🔒	Barcode	€			
A	7	35-45	-	⊕ + ⊕	-	24	🔒	02202003	30			
	8-9	35-45	-	⊕ + ⊕	-	24	🔒	02202004	19,00			
B	7	35-45	🔑	⊕ + ⊕	-	24	🔒	02202001	30			
	8-9	35-45	🔑	⊕ + ⊕	-	24	🔒	02202005	21,50			
C	7	35-45	🔑	⊕ + ⊕	-	24	🔒	02202002	30			
		35-45	🔑	⊕ + ⊕	❄️	24	🔒	02202015	31,50			
	8-9	35-45	🔑	⊕ + ⊕	-	24	🔒	02202006	30			
		35-45	🔑	⊕ + ⊕	❄️	24	🔒	02202014	31,50			



* NB: per nottolini con indicatore colorato APERTO/CHIUSO vedi pag. 192
N.B. For bathroom snib & release plates with coloured indication OPEN/CLOSED, see page 192

Guarnizione per taglio termico disponibile da Giugno 2012 / Heat seal available from June 2012

R.	■								€
D*	7 ⁽⁶⁾	35-45			-	12		02202008	30 31,50
	8-9 ⁽⁴⁻⁵⁾	35-45			-	12		02202007	30 31,50
	8-9 ⁽⁶⁾	35-45			-	12		02202016	30 31,50
	8-9 ⁽⁷⁾	35-45			-	12		02202017	30 31,50
	8-9 ⁽⁸⁾	35-45			-	12		02202018	30 31,50

* Il nottolino si adatta a ■ 7-8-9 ^(x) / We turn snip for ■ 7-8-9 ^(x)

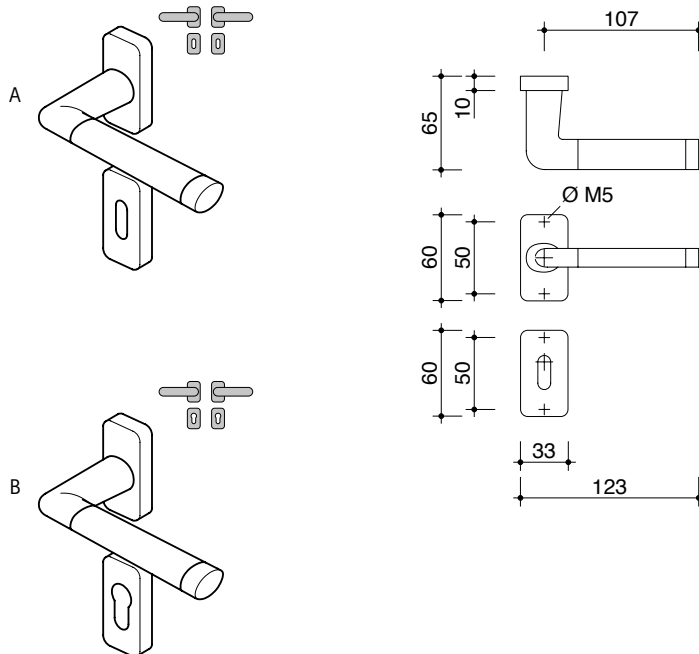


Finiture / Finishes 30

3 7 - 1 0 1 0 B

Coppia di maniglie LENA®, a marchio ENTRA®, su rosetta rettangolare 33x60mm (E=50mm) in AISI304, versione DIN EN 1906 tipo B (molla bi-direzionale con precarico), completa di viti e sottorosetta in HOSTAFORM®. DIN EN 1906: Rosenheim Institute IFT, aprile 2012, no. 11-003205-PRO2(PB-G03-03-de-01)*, classe 3. RESISTENZA ALLA DURATA: 200.000 cicli (DIN EN 1906 grado 7). CATEGORIA DI UTILIZZO: adatta per l'impiego in edifici pubblici ad alta frequentazione (DIN EN 1906 classe 3). GARANZIA MECCANICA: 10 anni. RESISTENZA ALLA CORROSIONE: CR-ZERO (30) DIN EN 1906 grado 1. RESISTENZA TERMICA: guarnizione termica Direttiva Europea 2010/31/UE. Pair of LENA® handles, trade name ENTRA®, on a 33x60mm (E=50mm) AISI304 rectangular rose, version DIN EN 1906, type B (two-way pre-charged spring), complete with screws and HOSTAFORM® under-rose. DIN EN 1906: Rosenheim Institute IFT, April 2012, no. 11-003205-PRO2(PB-G03-03-de-01)*, class 3. ENDURANCE TESTED to 200.000 cycles (DIN EN 1906, level 7). CATEGORY OF USE: suitable for use in highly-frequented public buildings (DIN EN 1906 class 3). WARRANTY ON MECHANICAL PARTS: 10 years. CORROSION RESISTANCE: CR-ZERO (30) DIN EN 1906, level 1. HEAT RESISTANCE: heat seal in compliance with European Directive 2010/31/EU.

*EN1906 grado 4 (no.11-003205-PRO5): su richiesta / on demand



R.	■								€
A	8-9	35-55			-	24		02203001	30 21,50
B	7	35-55			-	24		02203008	30 21,50
	8-9	35-55			-	24		02203002	30 21,50



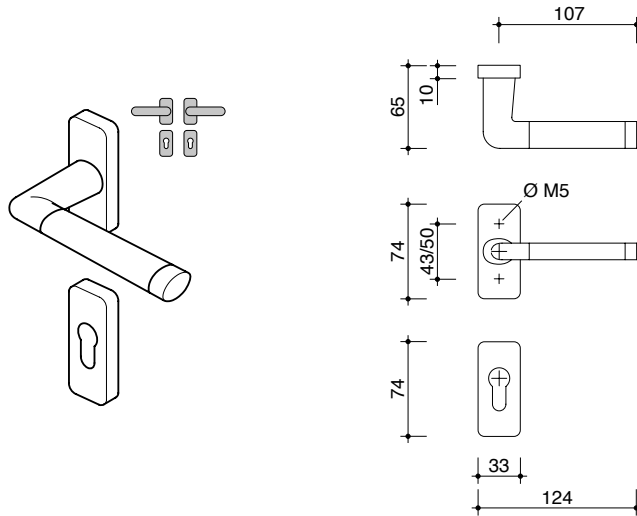
Finiture / Finishes 30

3 7 - 1 0 1 0 B

900hr

Coppia di maniglie LENA®, a marchio ENTRA®, su rosetta rettangolare 33x74mm (E=43 e 50mm) in AISI304, versione DIN EN 1906 tipo B (molla bi-direzionale con precarico), completa di viti e sottorosetta in HOSTAFORM®. DIN EN 1906: Rosenheim Institute IFT, aprile 2012, no. 11-003205-PR02(PB-G03-03-de-01)*, classe 3. RESISTENZA ALLA DURATA: 200.000 cicli (DIN EN 1906 grado 7). CATEGORIA DI UTILIZZO: adatta per l'impiego in edifici pubblici ad alta frequentazione (DIN EN 1906 classe 3). GARANZIA MECCANICA: 10 anni. RESISTENZA ALLA CORROSIONE: CR-ZERO (30) DIN EN 1906 grado 1. RESISTENZA TERMICA: guarnizione termica Direttiva Europea 2010/31/UE. Pair of LENA® handles, trade name ENTRA®, on a 33x74mm (E=43 and 50mm) AISI304 rectangular rose, version DIN EN 1906, type B (two-way pre-charged spring), complete with screws and HOSTAFORM® under-rose. DIN EN 1906: Rosenheim Institute IFT, April 2012, no. 11-003205-PR02(PB-G03-03-de-01)*, class 3. ENDURANCE TESTED TO 200.000 cycles (DIN EN 1906, level 7). CATEGORY OF USE: suitable for use in highly-frequented public buildings (DIN EN 1906 class 3). WARRANTY ON MECHANICAL PARTS: 10 years. CORROSION RESISTANCE: CR-ZERO (30) DIN EN 1906, level 1. HEAT RESISTANCE: heat seal in compliance with European Directive 2010/31/EU.

*EN1906 grado 4 (no.11-003205-PR05): su richiesta / on demand



DIN 18273

EN 1634-1

EN 1709



								€			
7-8-9	55-75			-	12		02204001	30			
								33,29			
55-75					12		02204002	30			
								43,29			

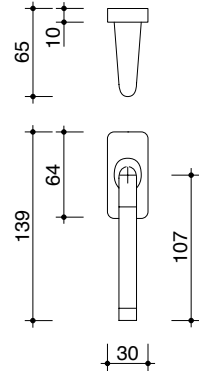
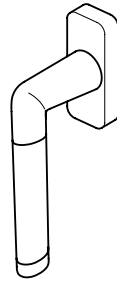
Guarnizione per taglio termico disponibile da Giugno 2012 / Heat seal available from June 2012



Finiture / Finishes 30

-	-	-	-	-	1	-	-
---	---	---	---	---	---	---	---

Maniglia LENA®, a marchio ENTRA®, su rosetta rettangolare 30x64mm in AISI304 per finestra (DK), completa di viti e meccanismo a 4 posizioni. RESISTENZA ALLA DURATA: 200.000 cicli (DIN EN 1906 grado 7). GARANZIA MECCANICA: 10 anni. RESISTENZA ALLA CORROSIONE: CR-ZERO (30) DIN EN 1906 grado 1. RESISTENZA TERMICA: guarnizione termica Direttiva Europea 2010/31/UE. LENA® handle, trade name ENTRA®, on a 30x64mm AISI304 rectangular rose for window (DK), complete with screws and 4 position mechanism. ENDURANCE TESTED to 200.000 cycles (DIN EN 1906, level 7). WARRANTY ON MECHANICAL PARTS: 10 years. CORROSION RESISTANCE: CR-ZERO (30) DIN EN 1906, level 1. HEAT RESISTANCE: heat seal in compliance with European Directive 2010/31/EU.

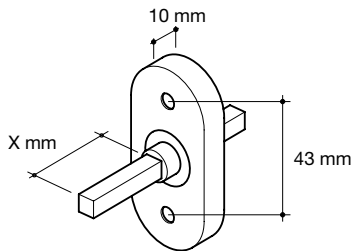


■					€	
7	vedi meccanismo / see mechanism	-	24	1	02206001	30 10,75
	vedi meccanismo / see mechanism		24	1	02206003	30 20,75

Guarnizione per taglio termico disponibile da Giugno 2012 / Heat seal available from June 2012



Meccanismo DK senza pioli.
Turn & Tilt mechanism without posts.

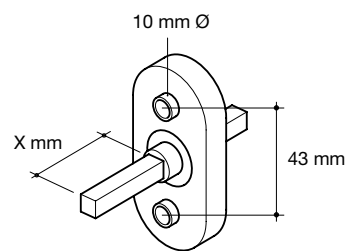


■	X					€
7	27		4	4	06008008	26 3,52
	30		4	4	06008009	26 3,52
	32		4	4	06008010	26 3,52
	35		4	4	06008011	26 3,52
	40		4	4	06008012	26 3,52
	45		4	4	06008013	26 3,52
	50*		4	4	06008014	26 3,52

* Per lunghezze ferro superiori ai 50 mm contattare direttamente ENTECH
For square spindle length over 50 mm contact directly ENTECH



Meccanismo DK con pioli.
Turn & Tilt mechanism with posts.



■	X					€
7	27		4	4	06008001	26 3,52
	30		4	4	06008002	26 3,52
	32		4	4	06008003	26 3,52
	35		4	4	06008004	26 3,52
	40		4	4	06008005	26 3,52
	45		4	4	06008006	26 3,52
	50*		4	4	06008007	26 3,52

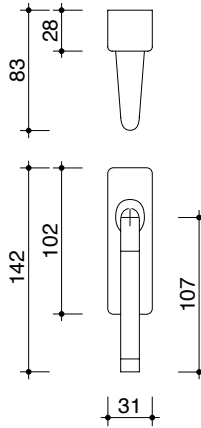
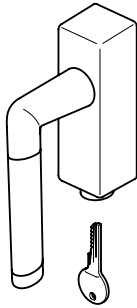
* Per lunghezze ferro superiori ai 50 mm contattare direttamente ENTECH
For square spindle length over 50 mm contact directly ENTECH



Finiture / Finishes 30

-	-	-	-	-	1	-	-
---	---	---	---	---	---	---	---

Maniglia LENA®, a marchio ENTRA®, su rosetta rettangolare 31x102mm in AISI304 per finestra con serratura a cifratura, completa di viti e meccanismo a 4 posizioni. RESISTENZA ALLA DURATA: 200.000 cicli (DIN EN 1906 grado 7). GARANZIA MECCANICA: 10 anni. RESISTENZA ALLA CORROSIONE: CR-ZERO (30) DIN EN 1906 grado 1. LENA® handle, trade name ENTRA®, on a 31x102mm AISI304 rectangular rose with cipher lock for window, complete with screws and 4 position mechanism. ENDURANCE TESTED to 200.000 cycles (DIN EN 1906, level 7). WARRANTY ON MECHANICAL PARTS: 10 years. CORROSION RESISTANCE: CR-ZERO (30) DIN EN 1906, level 1.



■						€			
7		-	12		02254001	30			
						92,17			

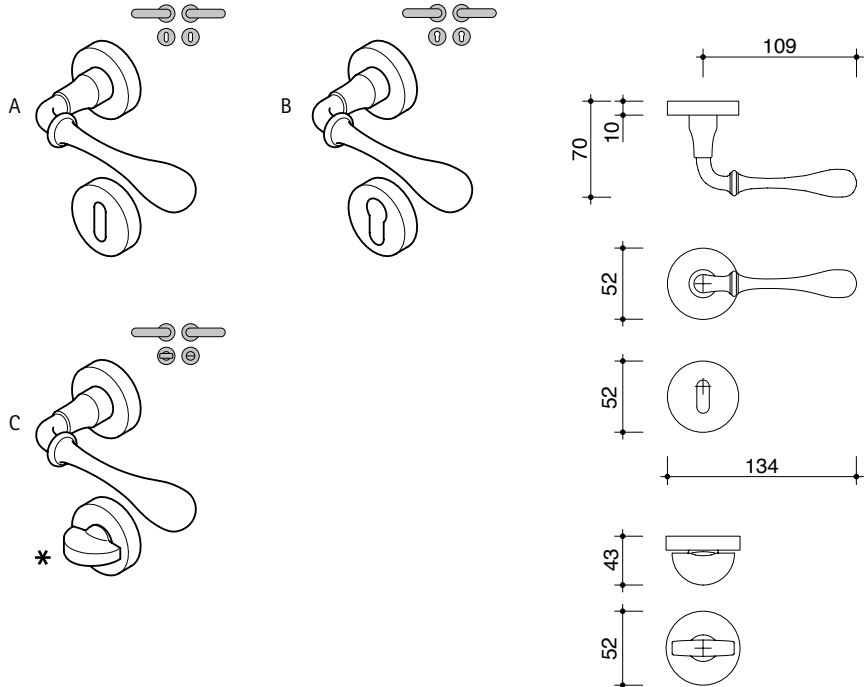


Finiture / Finishes 16-31

3 7 - 1 0 1 0 B

Coppia di maniglie EPOQUE®, a marchio ENTRA®, su rosetta tonda 52mm in AISI304, versione DIN EN 1906 tipo B (molla bi-direzionale con precarico), completa di viti e sottorosetta in HOSTAFORM®. DIN EN 1906: Rosenheim Institute IFT, aprile 2012, no. 11-003205-PRO2(PB-G03-03-de-01)*, classe 3. RESISTENZA ALLA DURATA: 200.000 cicli (DIN EN 1906 grado 7). CATEGORIA DI UTILIZZO: adatta per l'impiego in edifici pubblici ad alta frequentazione (DIN EN 1906 classe 3). GARANZIA MECCANICA: 10 anni. RESISTENZA ALLA CORROSIONE: ECO-COATING (16-31) DIN EN 1906 grado 1. RESISTENZA TERMICA: guarnizione termica Direttiva Europea 2010/31/UE. Pair of EPOQUE® handles, trade name ENTRA®, on a 52mm AISI304 round rose, version DIN EN 1906, type B (two-way pre-charged spring), complete with screws and HOSTAFORM® under-rose. DIN EN 1906: Rosenheim Institute IFT, April 2012, no. 11-003205-PRO2(PB-G03-03-de-01)*, class 3. ENDURANCE TESTED to 200.000 cycles (DIN EN 1906, level 7). CATEGORY OF USE: suitable for use in highly-frequented public buildings (DIN EN 1906 class 3). WARRANTY ON MECHANICAL PARTS: 10 years. CORROSION RESISTANCE: ECO-COATING (16-31) DIN EN 1906, level 1. HEAT RESISTANCE: heat seal in compliance with European Directive 2010/31/EU.

*EN1906 grado 4 (no.11-003205-PRO5): su richiesta / on demand



R.	■	U	Key	+	○	...	Person	Barcode	€
A	7	35-45	●	+	-	24	1	02902006	16 31 32,50 32,50
	8-9	35-45	●	+	-	24	1	02902001	16 31 32,50 32,50
B	7	35-45	●	+	-	24	1	02902007	16 31 32,50 32,50
		35-45	●	+	❄	24	1	02902010	16 31 42,50 42,50
	8-9	35-45	●	+	-	24	1	02902002	16 31 32,50 32,50
		35-45	●	+	❄	24	1	02902009	16 31 42,50 42,50
C*	7 ⁽⁶⁾	35-55	●	+	-	12	1	02902008	16 31 42,50 42,50
	8-9 ⁽⁴⁻⁵⁾	35-55	●	+	-	12	1	02902005	16 31 42,50 42,50
	8-9 ⁽⁶⁾	35-45	●	+	-	12	1	02902011	16 31 42,50 42,50
	8-9 ⁽⁷⁾	35-55	●	+	-	12	1	02902012	16 31 42,50 42,50
	8-9 ⁽⁸⁾	35-55	●	+	-	12	1	02902013	16 31 42,50 42,50

Guarnizione per taglio termico disponibile da Giugno 2012 / Heat seal available from June 2012

* Il nottolino si adatta a ■ 7-8-9 ⁽⁴⁾ / Wc turn snip for ■ 7-8-9 ⁽⁴⁾

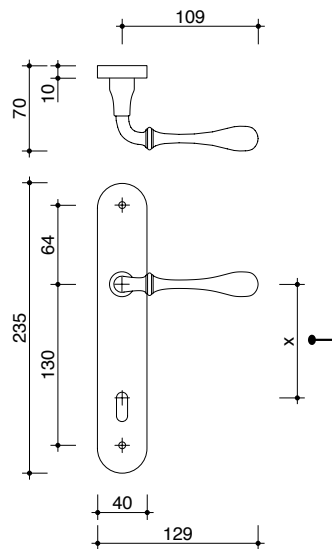
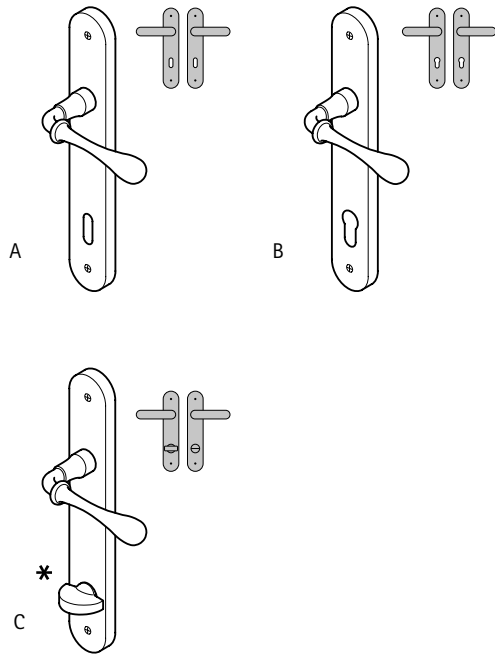


Finiture / Finishes 16-31

3 7 - 1 0 1 0 B























Coppia di maniglie EPOQUE®, a marchio ENTRA®, su placca ovale 40x235mm in versione DIN EN 1906 tipo B (molla bi-direzionale con precarico), completa di viti e sottorosetta in HOSTAFORM®, DIN EN 1906: Rosenheim Institute IFT, aprile 2012, no. 11-003205-PR02(PB-G03-03-de-01)*, classe 3. RESISTENZA ALLA DURATA: 200.000 cicli (DIN EN 1906 grado 7). CATEGORIA DI UTILIZZO: adatta per l'impiego in edifici pubblici ad alta frequentazione (DIN EN 1906 classe 3). GARANZIA MECCANICA: 10 anni. RESISTENZA ALLA CORROSIONE: ECO-COATING (16-31) DIN EN 1906 grado 1. Pair of EPOQUE® handles, trade name ENTRA®, on a 40x235mm oval plate, version DIN EN 1906, type B (two-way pre-charged spring), complete with screws and HOSTAFORM® under-rose. DIN EN 1906: Rosenheim Institute IFT, April 2012, no. 11-003205-PR02(PB-G03-03-de-01)*, class 3. ENDURANCE TESTED to 200.000 cycles (DIN EN 1906 class 7). CATEGORY OF USE: suitable for use in highly-frequented public buildings (DIN EN 1906, level 3). WARRANTY ON MECHANICAL PARTS: 10 years. CORROSION RESISTANCE: ECO-COATING (16-31) DIN EN 1906, level 1.

*EN1906 grado 4 (no.11-003205-PR05): su richiesta / on demand



R.	■								€		
A	7	35-55		70		-	24		1 02901001	16 31	32,50 32,50
	8-9	35-55		56		-	24		1 02901014	16 31	32,50 32,50
		35-55		72		-	24		1 02901006	16 31	32,50 32,50
		35-55		90		-	24		1 02901010	16 31	32,50 32,50
B	7	35-55		70		-	24		1 02901002	16 31	32,50 32,50
	8-9	35-55		55		-	24		1 02901015	16 31	32,50 32,50
		35-55		72		-	24		1 02901007	16 31	32,50 32,50
		35-55		85		-	24		1 02901009	16 31	32,50 32,50
		35-55		90		-	24		1 02901011	16 31	32,50 32,50
		35-55		92		-	24		1 02901013	16 31	32,50 32,50



R.	■								€			
C *	7 ⁽⁶⁾	35-55	 70		-	12	 1	02901003	16	31		
									42,50	42,50		
	8-9 ⁽⁸⁾	35-55	 63		-	12	 1	02901016	16	31		
									42,50	42,50		
	8-9 ⁽⁸⁾	35-55	 72		-	12	 1	02901005	16	31		
								42,50	42,50			
8-9 ⁽⁸⁾	35-55	 78		-	12	 1	02901008	16	31			
								42,50	42,50			
8-9 ⁽⁶⁻⁷⁾	35-55	 90		-	12	 1	02901012	16	31			
								42,50	42,50			

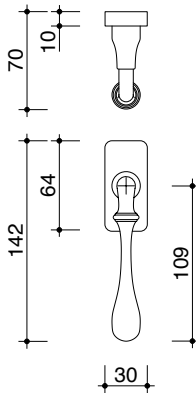
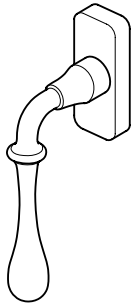
* Il nottolino si adatta a ■ 7-8-9^(x) / Wc turn snip for ■ 7-8-9^(x)



Finiture / Finishes 16-31

-	-	-	-	-	1	-	-
---	---	---	---	---	---	---	---

Maniglia EPOQUE®, a marchio ENTRA®, su rosetta rettangolare 30x64mm in AISI304 per finestra (DK), completa di viti e meccanismo a 4 posizioni. RESISTENZA ALLA DURATA: 200.000 cicli (DIN EN 1906 grado 7). GARANZIA MECCANICA: 10 anni. RESISTENZA ALLA CORROSIONE: ECO-COATING (16-31) DIN EN 1906 grado 1. RESISTENZA TERMICA: guarnizione termica Direttiva Europea 2010/31/JE. EPOQUE® handle, trade name ENTRA®, on a 30x64mm AISI304 rectangular rose for window (DK), complete with screws and 4 position mechanism. ENDURANCE TESTED to 200.000 cycles (DIN EN 1906, level 7). WARRANTY ON MECHANICAL PARTS: 10 years. CORROSION RESISTANCE: ECO-COATING (16-31) DIN EN 1906, level 1. HEAT RESISTANCE: heat seal in compliance with European Directive 2010/31/EU.

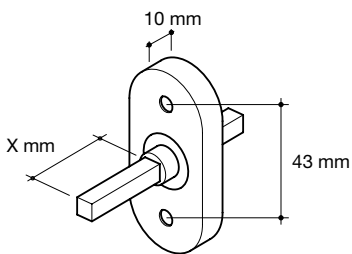


■	🔧	🔩	👤	📊	€				
7	vedi meccanismo / see mechanism	-	24	1	02906001	16,25	31,25		
	vedi meccanismo / see mechanism	❄️	24	1	02906002	26,25	31,25		

Guarnizione per taglio termico disponibile da Giugno 2012 / Heat seal available from June 2012



Meccanismo DK senza pioli.
Turn & Tilt mechanism without posts.

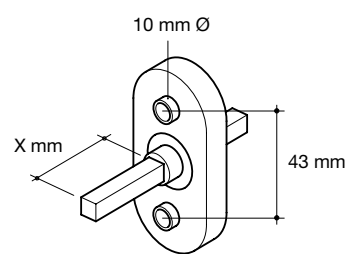


■	X	🔧	🔩	👤	📊	€
7	27	⊕	4	4	06008008	26 3,52
	30	⊕	4	4	06008009	26 3,52
	32	⊕	4	4	06008010	26 3,52
	35	⊕	4	4	06008011	26 3,52
	40	⊕	4	4	06008012	26 3,52
	45	⊕	4	4	06008013	26 3,52
	50*	⊕	4	4	06008014	26 3,52

* Per lunghezze ferro superiori ai 50 mm contattare direttamente ENTECH.
For square spindle length over 50 mm contact directly ENTECH.



Meccanismo DK con pioli.
Turn & Tilt mechanism with posts.



■	X	🔧	🔩	👤	📊	€
7	27	⊕	4	4	06008001	26 3,52
	30	⊕	4	4	06008002	26 3,52
	32	⊕	4	4	06008003	26 3,52
	35	⊕	4	4	06008004	26 3,52
	40	⊕	4	4	06008005	26 3,52
	45	⊕	4	4	06008006	26 3,52
	50*	⊕	4	4	06008007	26 3,52

* Per lunghezze ferro superiori ai 50 mm contattare direttamente ENTECH.
For square spindle length over 50 mm contact directly ENTECH.



Finiture / Finishes 28

3 7 - 1 0 3 0 B



Finiture / Finishes 16-31

3 7 - 1 0 1 0 B

Coppia di maniglie SIRIUS®, a marchio ENTRA®, su rosetta tonda 52mm in AISI304, versione DIN EN 1906 tipo B (molla bi-direzionale con precarico), completa di viti e sottorosetta in HOSTAFORM®. DIN EN 1906: Rosenheim Institute IFT, aprile 2012, no. 11-003205-PR02(PB-G03-03-de-01)*, classe 3. RESISTENZA ALLA DURATA: 200.000 cicli (DIN EN 1906 grado 7). CATEGORIA DI UTILIZZO: adatta per l'impiego in edifici pubblici ad alta frequentazione (DIN EN 1906 classe 3). GARANZIA MECCANICA: 10 anni. RESISTENZA ALLA CORROSIONE: PVD+ (28) DIN EN 1906 grado 3; ECO-COATING (16-31) DIN EN 1906 grado 1. RESISTENZA TERMICA: guarnizione termica Direttiva Europea 2010/31/UE. Pair of SIRIUS® handles, trade name ENTRA®, on a 52mm AISI304 round rose, version DIN EN 1906, type B (two-way pre-charged spring), complete with screws and HOSTAFORM® under-rose. DIN EN 1906: Rosenheim Institute IFT, April 2012, no. 11-003205-PR02(PB-G03-03-de-01)*, class 3. ENDURANCE TESTED to 200.000 cycles (DIN EN 1906, level 7). CATEGORY OF USE: suitable for use in highly-frequented public buildings (DIN EN 1906 class 3). WARRANTY ON MECHANICAL PARTS: 10 years. CORROSION RESISTANCE: PVD+ (28) DIN EN 1906, level 3; ECO-COATING (16-31) DIN EN 1906, level 1. HEAT RESISTANCE: heat seal in compliance with European Directive 2010/31/UE.

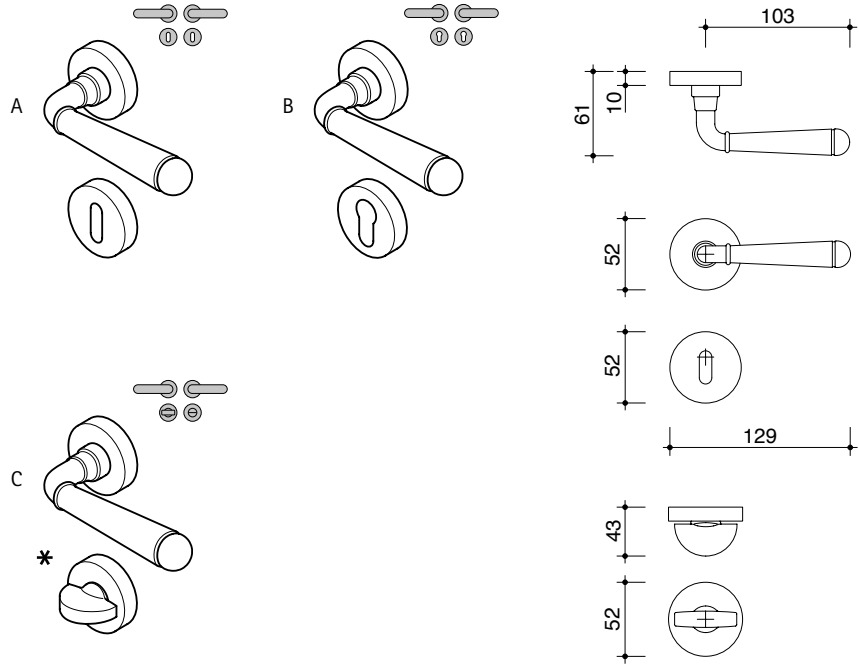
*EN1906 grado 4 (no.11-003205-PR05): su richiesta / on demand



DIN 18275

EN 16341

EN 1706



R.	■	U	⚓	🔩	○	📦	👤	📊	€
A	7	35-45	●	⊕ + ⊕	-	24	1	02102007	28 16 31 46,50 32,50 32,50
	8-9	35-45	●	⊕ + ⊕	-	24	1	02102001	28 16 31 46,50 32,50 32,50
B	7	35-45	●	⊕ + ⊕	-	24	1	02102008	28 16 31 46,50 32,50 32,50
		35-45	●	⊕ + ⊕	❄️	24	1	02102009	28 16 31 56,50 42,50 42,50
	8-9	35-45	●	⊕ + ⊕	-	24	1	02102002	28 16 31 46,50 32,50 32,50
		35-45	●	⊕ + ⊕	❄️	24	1	02102005	28 16 31 56,50 42,50 42,50
C*	7 ⁽⁶⁾	35-55	●	⊕ + ⊕	-	12	1	02102010	28 16 31 56,50 42,50 42,50
	8-9 ⁽⁴⁻⁵⁾	35-55	●	⊕ + ⊕	-	12	1	02102006	28 16 31 56,50 42,50 42,50
			●	⊕ + ⊕	-	12	1	02102011	28 16 31 56,50 42,50 42,50
	8-9 ⁽⁷⁾	35-55	●	⊕ + ⊕	-	12	1	02102012	28 16 31 56,50 42,50 42,50
	8-9 ⁽⁸⁾	35-55	●	⊕ + ⊕	-	12	1	02102013	28 16 31 56,50 42,50 42,50



Guarnizione per taglio termico disponibile da Giugno 2012 / Heat seal available from June 2012



Finiture / Finishes 28

3 7 - 1 0 3 0 B

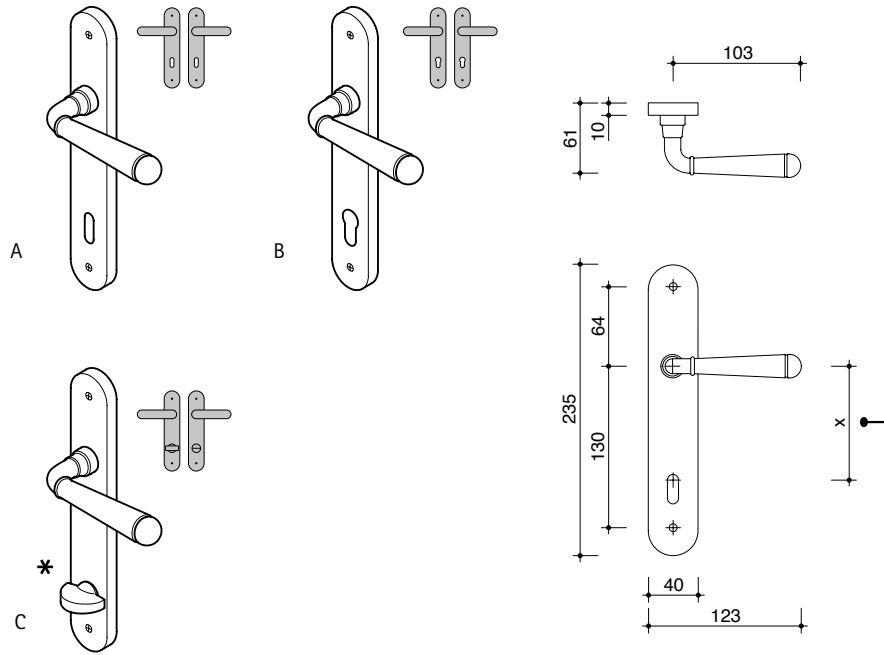


Finiture / Finishes 16-31

3 7 - 1 0 1 0 B























Coppia di maniglie SIRIUS®, a marchio ENTRA®, su placca ovale 40x235mm in versione DIN EN 1906 tipo B (molla bi-direzionale con precarico), completa di viti e sottorosetta in HOSTAFORM®, DIN EN 1906: Rosenheim Institute IFT, aprile 2012, no. 11-003205-PR02(PB-G03-03-de-01)*, classe 3. RESISTENZA ALLA DURATA: 200.000 cicli (DIN EN 1906 grado 7). CATEGORIA DI UTILIZZO: adatta per l'impiego in edifici pubblici ad alta frequentazione (DIN EN 1906 classe 3). GARANZIA MECCANICA: 10 anni. RESISTENZA ALLA CORROSIONE: PVD+ (28) DIN EN 1906 grado 3; ECO-COATING (16-31) DIN EN 1906 grado 1. Pair of SIRIUS® handles, trade name ENTRA®, on a 40x235mm oval plate, version DIN EN 1906, type B (two-way pre-charged spring), complete with screws and HOSTAFORM® under-rose. DIN EN 1906: Rosenheim Institute IFT, April 2012, no. 11-003205-PR02(PB-G03-03-de-01)*, class 3. ENDURANCE TESTED to 200.000 cycles (DIN EN 1906 class 7). CATEGORY OF USE: suitable for use in highly-frequented public buildings (DIN EN 1906, level 3). WARRANTY ON MECHANICAL PARTS: 10 years. CORROSION RESISTANCE: PVD+ (28) DIN EN 1906, level 3; ECO-COATING (16-31) DIN EN 1906, level 1.

*EN1906 grado 4 (no.11-003205-PR05): su richiesta / on demand



R.	■	U	Key	Screw	○	Box	Person	Barcode	€
A	7	35-55	70	+	-	24	1	02101001	28 16 31 46,50 32,50 32,50
	8-9	35-55	56	+	-	24	1	02101015	28 16 31 46,50 32,50 32,50
		35-55	72	+	-	24	1	02101006	28 16 31 46,50 32,50 32,50
		35-55	90	+	-	24	1	02101010	28 16 31 46,50 32,50 32,50
B	7	35-55	70	+	-	24	1	02101002	28 16 31 46,50 32,50 32,50
	8-9	35-55	55	+	-	24	1	02101016	28 16 31 46,50 32,50 32,50
		35-55	72	+	-	24	1	02101007	28 16 31 46,50 32,50 32,50
		35-55	85	+	-	24	1	02101009	28 16 31 46,50 32,50 32,50
		35-55	90	+	-	24	1	02101011	28 16 31 46,50 32,50 32,50
		35-55	92	+	-	24	1	02101013	28 16 31 46,50 32,50 32,50



R.	■								€		
C *	7 ⁽⁶⁾	35-55	 70		-	12	 1	02101003	28	16	31
									56,50	42,50	42,50
	8-9 ⁽⁸⁾	35-55	 63		-	12	 1	02101017	28	16	31
									56,50	42,50	42,50
	8-9 ⁽⁸⁾	35-55	 72		-	12	 1	02101005	28	16	31
								56,50	42,50	42,50	
8-9 ⁽⁸⁾	35-55	 78		-	12	 1	02101008	28	16	31	
								56,50	42,50	42,50	
8-9 ⁽⁶⁻⁷⁾	35-55	 90		-	12	 1	02101012	28	16	31	
								56,50	42,50	42,50	

* Il nottolino si adatta a ■ 7-8-9^(x) / Wc turn snip for ■ 7-8-9^(x)



Finiture / Finishes 28

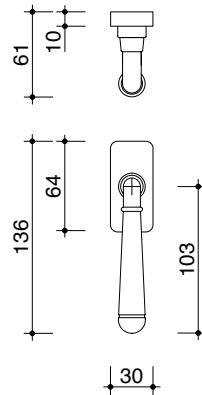
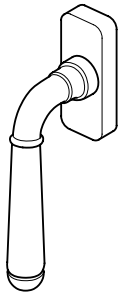
-	-	-	-	-	3	-	-
---	---	---	---	---	---	---	---



Finiture / Finishes 16-31

-	-	-	-	-	1	-	-
---	---	---	---	---	---	---	---

Maniglia SIRIUS®, a marchio ENTRA®, su rosetta rettangolare 30x64mm in AISI304 per finestra (DK), completa di viti e meccanismo a 4 posizioni. RESISTENZA ALLA DURATA: 200.000 cicli (DIN EN 1906 grado 7). GARANZIA MECCANICA: 10 anni. RESISTENZA ALLA CORROSIONE: PVD+ (28) DIN EN 1906 grado 3; ECO-COATING (16-31) DIN EN 1906 grado 1. RESISTENZA TERMICA: guarnizione termica Direttiva Europea 2010/31/JE. SIRIUS® handle, trade name ENTRA®, on a 30x64mm AISI304 rectangular rose for window (DK), complete with screws and 4 position mechanism. ENDURANCE TESTED to 200.000 cycles (DIN EN 1906, level 7). WARRANTY ON MECHANICAL PARTS: 10 years. CORROSION RESISTANCE: PVD+ (28) DIN EN 1906, level 3; ECO-COATING (16-31) DIN EN 1906, level 1. HEAT RESISTANCE: heat seal in compliance with European Directive 2010/31/EU.

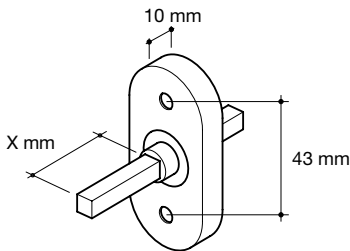


■	🔧	⊙	🔩	👤	📊	€
7	vedi meccanismo / see mechanism	-	24	1	02106001	28, 16, 31 23,25, 16,25, 16,25
	vedi meccanismo / see mechanism	❄️	24	1	02106003	28, 16, 31 33,25, 26,25, 16,25

Guarnizione per taglio termico disponibile da Giugno 2012 / Heat seal available from June 2012



Meccanismo DK senza pioli.
Turn & Tilt mechanism without posts.

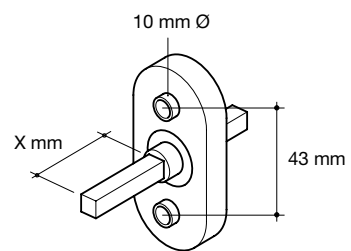


■	X	🔧	🔩	👤	📊	€
7	27	⊕	4	4	06008008	26 3,52
	30	⊕	4	4	06008009	26 3,52
	32	⊕	4	4	06008010	26 3,52
	35	⊕	4	4	06008011	26 3,52
	40	⊕	4	4	06008012	26 3,52
	45	⊕	4	4	06008013	26 3,52
	50*	⊕	4	4	06008014	26 3,52

* Per lunghezze ferro superiori ai 50 mm contattare direttamente ENTECH.
For square spindle length over 50 mm contact directly ENTECH.



Meccanismo DK con pioli.
Turn & Tilt mechanism with posts.



■	X	🔧	🔩	👤	📊	€
7	27	⊕	4	4	06008001	26 3,52
	30	⊕	4	4	06008002	26 3,52
	32	⊕	4	4	06008003	26 3,52
	35	⊕	4	4	06008004	26 3,52
	40	⊕	4	4	06008005	26 3,52
	45	⊕	4	4	06008006	26 3,52
	50*	⊕	4	4	06008007	26 3,52

* Per lunghezze ferro superiori ai 50 mm contattare direttamente ENTECH.
For square spindle length over 50 mm contact directly ENTECH.



Finiture / Finishes 19

3 7 - 1 0 2 0 B

Coppia di maniglie TORRI in AISI304, a marchio ENTRA®, su rosetta tonda 52mm in AISI304, versione DIN EN 1906 tipo B (molla bi-direzionale con precarico), completa di viti e sottorosetta in HOSTAFORM® disponibile anche nella versione a pioli fissi (🔒). DIN EN 1906: Rosenheim Institute IFT, aprile 2012, no. 11-003205-PR02(PB-G03-03-de-01)*, classe 3. RESISTENZA ALLA DURATA: 200.000 cicli (DIN EN 1906 grado 7). CATEGORIA DI UTILIZZO: adatta per l'impiego in edifici pubblici ad alta frequentazione (DIN EN 1906 classe 3). GARANZIA MECCANICA: 10 anni. RESISTENZA ALLA CORROSIONE: STEEL-P (19) DIN EN 1906 grado 2. RESISTENZA TERMICA: guarnizione termica Direttiva Europea 2010/31/UE. Pair of TORRI® AISI304 handles, trade name ENTRA®, on a 52mm AISI304 round rose, version DIN EN 1906, type B (two-way pre-charged spring), complete with screws and HOSTAFORM® under-rose, available also with fixed pins (🔒). DIN EN 1906: Rosenheim Institute IFT, April 2012, no. 11-003205-PR02(PB-G03-03-de-01)*, class 3. ENDURANCE TESTED to 200.000 cycles (DIN EN 1906, level 7). CATEGORY OF USE: suitable for use in highly-frequented public buildings (DIN EN 1906 class 3). WARRANTY ON MECHANICAL PARTS: 10 years. CORROSION RESISTANCE: STEEL-P (19) DIN EN 1906, level 2. HEAT RESISTANCE: heat seal in compliance with European Directive 2010/31/EU.

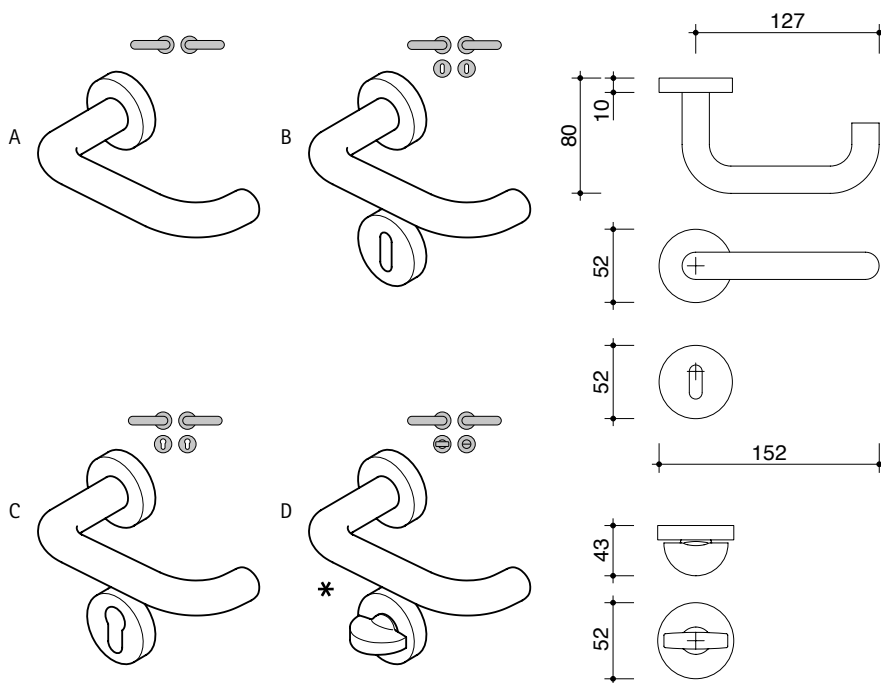
*EN1906 grado 4 (no.11-003205-PR05): su richiesta / on demand



DIN 18275

EN 16341







































































EN 1706



NB: per nottolini con indicatore colorato APERTO/CHIUSO vedi pag. 192
N.B. For bathroom snib & release plates with coloured indication OPEN/CLOSED, see page 192

R.	■	🔑	🔩	🔩	🔩	🔩	🔩	🔩	🔩	€
A	7	35-45	-	🔩 + 🔩	-	24	🔩 1	04002010	19	
									13,50	
	8-9	35-45	-	🔩 + 🔩	-	24	🔩 1	04002004	19	
									13,50	
		35-45	-	🔩 + 🔩	-	24	🔩 1	04002003	19	
									13,50	
B	7	35-45	🔩	🔩 + 🔩	-	24	🔩 1	04002012	19	
									14,20	
	8-9	35-45	🔩	🔩 + 🔩	-	24	🔩 1	04002005	19	
									14,20	
		35-45	🔩	🔩 + 🔩	-	24	🔩 1	04002001	19	
									14,20	

Guarnizione per taglio termico disponibile da Giugno 2012 / Heat seal available from June 2012

R.	■								€			
C	7	35-45		 + 	-	24		1	04002014	19		
		35-45		 + 		24		1	04002018	19		
	8-9	35-45		 + 	-	24		1	04002006	19		
		35-45		 + 		24		1	04002019	19		
		35-45		 	-	24		1	04002002	19		
		35-45		 		24		1	04002020	19		
D *	7 ⁽⁶⁾	35-45		 + 	-	12		1	04002016	19		
	8-9 ⁽⁴⁻⁵⁾	35-45		 	-	12		1	04002024	19		
	8-9 ⁽⁶⁾	35-45		 	-	12		1	04002025	19		
	8-9 ⁽⁷⁾	35-45		 	-	12		1	04002026	19		
	8-9 ⁽⁸⁾	35-45		 	-	12		1	04002008	19		
	8-9 ⁽⁴⁻⁵⁾	35-45		 + 	-	12		1	04002007	19		
	8-9 ⁽⁶⁾	35-45		 + 	-	12		1	04002021	19		
	8-9 ⁽⁷⁾	35-45		 + 	-	12		1	04002022	19		
	8-9 ⁽⁸⁾	35-45		 + 	-	12		1	04002023	19		

* Il nottolino si adatta a ■ 7-8-9 ^(k) / We turn snip for ■ 7-8-9 ^(k)



Finiture / Finishes 19

3 7 - 1 0 2 0 B

Coppia di maniglie TORRI® in AISI304, a marchio ENTRA®, su rosetta rettangolare 33x60mm (E=50mm) in AISI304, versione DIN EN 1906 tipo B (molla bi-direzionale con precarico), completa di viti e sottorosetta in HOSTAFORM®. DIN EN 1906: Rosenheim Institute IFT, aprile 2012, no. 11-003205-PR02(PB-G03-03-de-01)*, classe 3. RESISTENZA ALLA DURATA: 200.000 cicli (DIN EN 1906 grado 7). CATEGORIA DI UTILIZZO: adatta per l'impiego in edifici pubblici ad alta frequentazione (DIN EN 1906 classe 3). **GARANZIA MECCANICA: 10 anni. RESISTENZA ALLA CORROSIONE: STEEL-P (19) DIN EN 1906 grado 2.** Pair of TORRI® AISI304 handles, trade name ENTRA®, on a 33x60mm (E=50mm) AISI304 rectangular rose, version DIN EN 1906, type B (two-way pre-charged spring), complete with screws and HOSTAFORM® under-rose. DIN EN 1906: Rosenheim Institute IFT, April 2012, no. 11-003205-PR02(PB-G03-03-de-01)*, class 3. ENDURANCE TESTED to 200.000 cycles (DIN EN 1906, level 7). CATEGORY OF USE: suitable for use in highly-frequented public buildings (DIN EN 1906 class 3). **WARRANTY ON MECHANICAL PARTS: 10 years. CORROSION RESISTANCE: STEEL-P (19) DIN EN 1906, level 2.**

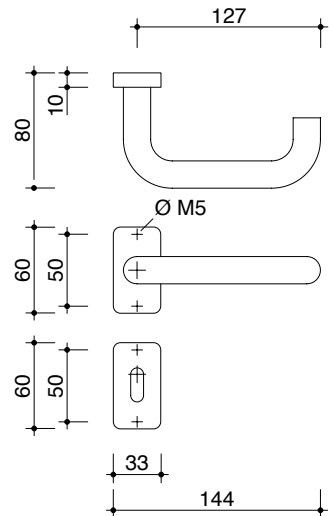
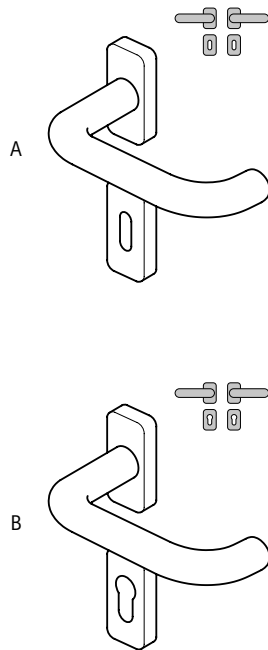
*EN1906 grado 4 (no.11-003205-PR05): su richiesta / on demand



DIN 18275

EN 16341

EN 1706



R.	■	U	⚓	🔩	○	📦	👤	📄	€
A	8-9	35-55	🔑	🔩	-	24	1	04003001	19 15,20
B	7	35-55	🔑	🔩	-	24	1	04003006	19 15,20
	8-9	35-55	🔑	🔩	-	24	1	04003002	19 15,20

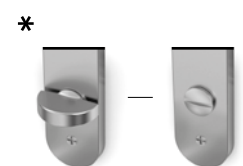
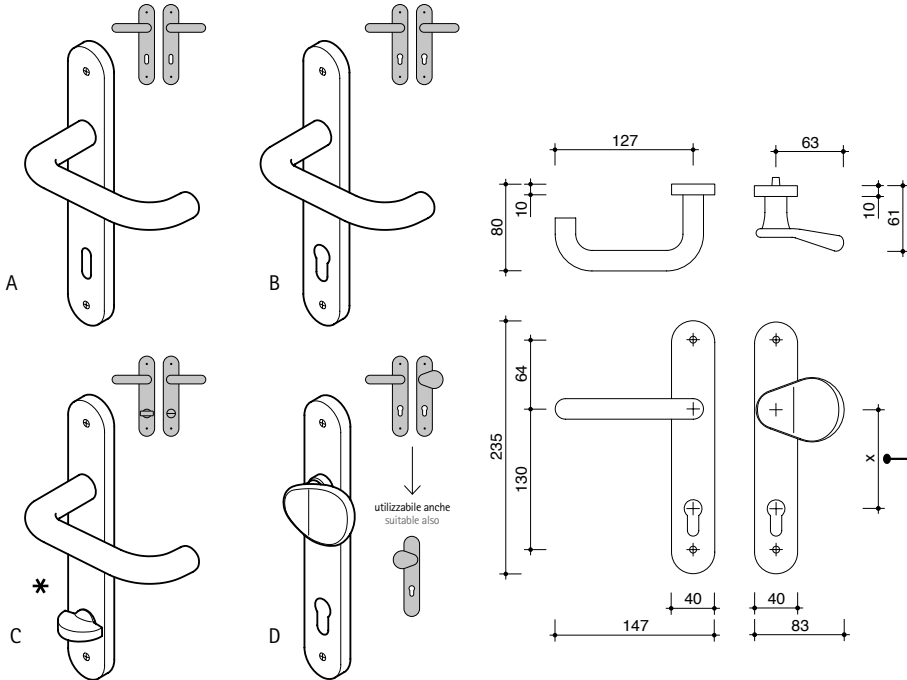


Finiture / Finishes 19

3 7 - 1 0 2 0 B






































































































































Coppia di maniglie TORRI® in AISI304, a marchio ENTRA®, su placca ovale 40x235mm, versione DIN EN 1906 tipo B (molla bi-direzionale con precarico), completa di viti e sottorosetta in HOSTAFORM®. DIN EN 1906: Rosenheim Institute IFT, aprile 2012, no. 11-003205-PR02(PB-G03-03-de-01)*, classe 3. RESISTENZA ALLA DURATA: 200.000 cicli (DIN EN 1906 grado 7). CATEGORIA DI UTILIZZO: adatta per l'impiego in edifici pubblici ad alta frequentazione (DIN EN 1906 classe 3). GARANZIA MECCANICA: 10 anni. RESISTENZA ALLA CORROSIONE: STEEL-P (19) DIN EN 1906 grado 2. RESISTENZA TERMICA: guarnizione termica Direttiva Europea 2010/31/UE. Pair of TORRI® AISI304 handles, trade name ENTRA®, on a 40x235mm oval plate, version DIN EN 1906, type B (two-way pre-charged spring), complete with screws and HOSTAFORM® under-rose. DIN EN 1906: Rosenheim Institute IFT, April 2012, no. 11-003205-PR02(PB-G03-03-de-01)*, class 3. ENDURANCE TESTED to 200.000 cycles (DIN EN 1906 class 7). CATEGORY OF USE: suitable for use in highly-frequented public buildings (DIN EN 1906, level 3). WARRANTY ON MECHANICAL PARTS: 10 years. CORROSION RESISTANCE: STEEL-P (19) DIN EN 1906, level 2. HEAT RESISTANCE: heat seal in compliance with European Directive 2010/31/EU.

*EN1906 grado 4 (no.11-003205-PR05): su richiesta / on demand



R.	■	U	Key	Screw	○	Box	Person	Barcode	€
A	7	35-60	70	+	-	24	1	04001001	19 24,20
	8-9	35-60	56	+	-	24	1	04001020	19 24,20
		35-60	72	+	-	24	1	04001006	19 24,20
		35-60	90	+	-	24	1	04001010	19 24,20
B	7	35-60	70	+	-	24	1	04001002	19 24,20
		35-60	70	+	❄️	24	1	04001026	19 34,20
		60-90	70	+	-	24	1	04001027	19 26,20
		60-90	70	+	❄️	24	1	04001028	19 36,20
	8-9	35-60	55	+	-	24	1	04001021	19 24,20
		35-60	55	+	❄️	24	1	04001022	19 34,20
		60-90	55	+	-	24	1	04001023	19 26,20
		60-90	55	+	❄️	24	1	04001024	19 36,20

Guarnizione per taglio termico disponibile da Giugno 2012 / Heat seal available from June 2012

R.	■								€			
B	8-9	35-60	 72	 + 	-	24	 1	04001007	19			
			24,20									
			 72	 + 		24	 1	04001029	19			
			34,20									
			 72	 + 	-	24	 1	04001030	19			
			26,20									
			 72	 + 		24	 1	04001031	19			
			36,20									
			 85	 + 	-	24	 1	04001009	19			
			24,20									
 85	 + 		24	 1	04001032	19						
34,20												
 90	 + 	-	24	 1	04001011	19						
24,20												
 90	 + 		24	 1	04001033	19						
34,20												
 92	 + 	-	24	 1	04001013	19						
24,20												
 92	 + 		24	 1	04001034	19						
34,20												
C*	7 ⁽⁶⁾	35-60	 70	 + 	-	12	 1	04001003	19			
			34,20									
			 63	 + 	-	12	 1	04001025	19			
			34,20									
			 72	 + 	-	12	 1	04001005	19			
			34,20									
			 78	 + 	-	12	 1	04001008	19			
			34,20									
			 90	 + 	-	12	 1	04001012	19			
			34,20									
 70	 + 		12	 1	04001049	19						
39,20												
 63	 + 		12	 1	04001050	19						
39,20												
 72	 + 		12	 1	04001051	19						
39,20												
 78	 + 		12	 1	04001052	19						
39,20												
 90	 + 		12	 1	04001053	19						
39,20												
D	7	35-60	 70	 + 	-	12	 1	04001018	19			
			98,80									
	 70	 + 		12	 1	04001019	19					
	108,80											
	8	35-60	 55	 + 	-	12	 1	04001035	19			
			98,80									
	 55	 + 		12	 1	04001036	19					
	108,80											
8-9	35-60	 85	 + 	-	12	 1	04001037	19				
		98,80										
		 85	 + 		12	 1	04001038	19				
		108,80										
 92	 + 	-	12	 1	04001039	19						
98,80												
 92	 + 		12	 1	04001040	19						
108,80												

* Il nottolino si adatta a ■ 7-8-9^(x) / We turn snip for ■ 7-8-9^(x)

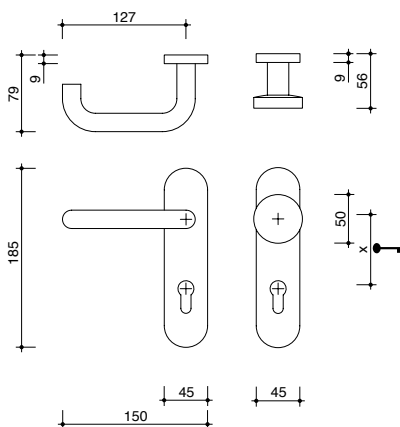
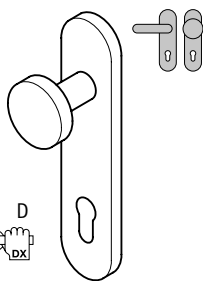
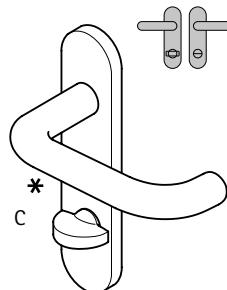
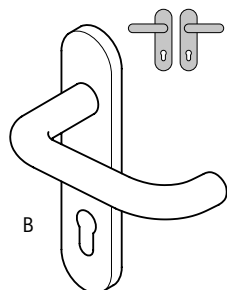
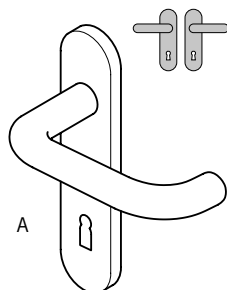


Finiture / Finishes 19

3 7 - 1 0 2 0 A

Coppia di maniglie TORRI® in AISI304, a marchio ENTRA®, su placca ovale 45x185mm in AISI304, versione DIN EN 1906 A (con molla), completa di viti. DIN EN 1906: Rosenheim Institute IFT, aprile 2012, no. 11-003205-PR02(PB-G03-03-de-01)*, classe 3. RESISTENZA ALLA DURATA: 200.000 cicli (DIN EN 1906 grado 7). CATEGORIA DI UTILIZZO: adatta per l'impiego in edifici pubblici ad alta frequentazione (DIN EN 1906 classe 3). GARANZIA MECCANICA: 10 anni. RESISTENZA ALLA CORROSIONE: STEEL-P (19) DIN EN 1906 grado 2. RESISTENZA TERMICA: guarnizione termica Direttiva Europea 2010/31/UE. Pair of TORRI® AISI304 handles, trade name ENTRA®, on a 45x185mm AISI304 oval plate, version DIN EN 1906, type A (with spring), complete with screws. DIN EN 1906: Rosenheim Institute IFT, April 2012, no. 11-003205-PR02(PB-G03-03-de-01)*, class 3. ENDURANCE TESTED to 200.000 cycles (DIN EN 1906, level 7). CATEGORY OF USE: suitable for use in highly-frequented public buildings (DIN EN 1906 class 3). WARRANTY ON MECHANICAL PARTS: 10 years. CORROSION RESISTANCE: STEEL-P (19) DIN EN 1906, level 2. HEAT RESISTANCE: heat seal in compliance with European Directive 2010/31/EU.

*EN1906 grado 4 (no.11-003205-PR05): su richiesta / on demand



R.	■								€			
A	8-9	35-45			-	24		04001041	19			
									36,85			
B	8-9	35-45			-	24		04001042	19			
						24		04001043	19			
									46,85			
C*	8-9 ⁽⁶⁾	35-45			-	12		04001048	19			
						12		04001054	19			
									51,85			
D	8-9	35-45			-	24		04001044	19			
						24		04001045	19			
									80,85			
E	8-9	35-45			-	24		04001046	19			
						24		04001047	19			
									80,85			



Guarnizione per taglio termico disponibile da Giugno 2012 / Heat seal available from June 2012

* Il nottolino si adatta a ■ 7-8-9⁽⁶⁾ / Wc turn snip for ■ 7-8-9⁽⁶⁾



Finiture / Finishes 19

3 7 - 1 0 2 0 B

Coppia di maniglie TORRI® in AISI304, a marchio ENTRA®, su rosetta rettangolare 33x74mm (E=43 e 50mm) in AISI304, versione DIN EN 1906 tipo B (molla bi-direzionale con precarico), completa di viti e sottorosetta in HOSTAFORM®. DIN EN 1906: Rosenheim Institute IFT, aprile 2012, no. 11-003205-PR02(PB-G03-03-de-01)*, classe 3. RESISTENZA ALLA DURATA: 200.000 cicli (DIN EN 1906 grado 7). CATEGORIA DI UTILIZZO: adatta per l'impiego in edifici pubblici ad alta frequentazione (DIN EN 1906 classe 3). GARANZIA MECCANICA: 10 anni. RESISTENZA ALLA CORROSIONE: STEEL-P (19) DIN EN 1906 grado 2. RESISTENZA TERMICA: guarnizione termica Direttiva Europea 2010/31/UE. Pair of TORRI® AISI304 handles, trade name ENTRA®, on a 33x74mm (E=43 and 50mm) AISI304 rectangular rose, version DIN EN 1906, type B (two-way pre-charged spring), complete with screws and HOSTAFORM® under-rose. DIN EN 1906: Rosenheim Institute IFT, April 2012, no. 11-003205-PR02(PB-G03-03-de-01)*, class 3. ENDURANCE TESTED to 200.000 cycles (DIN EN 1906, level 7). CATEGORY OF USE: suitable for use in highly-frequented public buildings (DIN EN 1906 class 3). WARRANTY ON MECHANICAL PARTS: 10 years. CORROSION RESISTANCE: STEEL-P (19) DIN EN 1906, level 2. HEAT RESISTANCE: heat seal in compliance with European Directive 2010/31/EU.

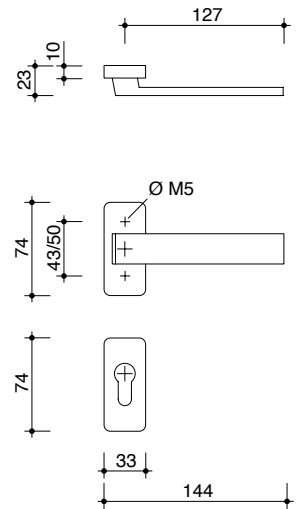
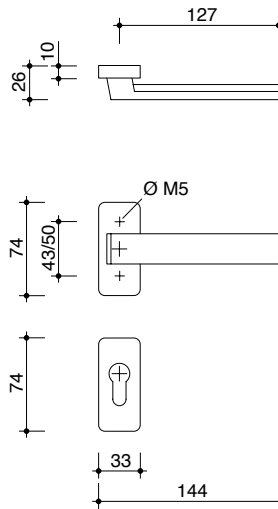
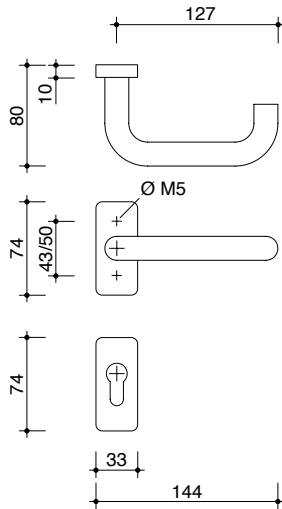
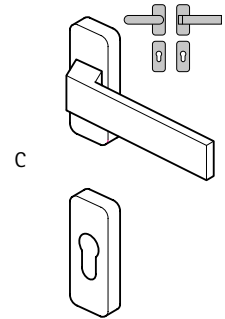
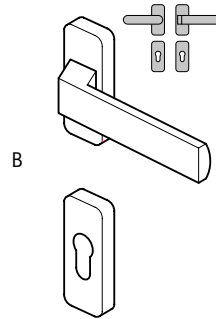
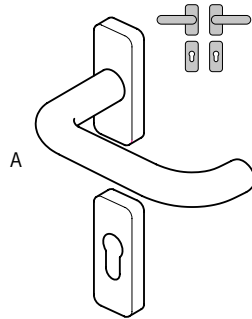
*EN1906 grado 4 (no.11-003205-PR05): su richiesta / on demand



DIN 18275

EN 16341

EN 1709



R.	■								€
A	7-8-9	45-90			-	12		04004001	19 16,20
		45-90				12		04004002	19 26,20
B	7-8-9	45-90			-	12		04004003	19 86,00
		45-90				12		04004004	19 96,00
C	7-8-9	45-90			-	12		04004005	19 86,00
		45-90				12		04004006	19 96,00

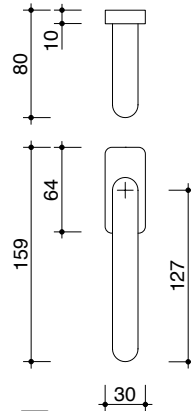
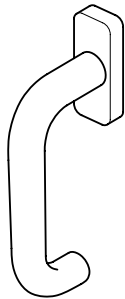
Guarnizione per taglio termico disponibile da Giugno 2012 / Heat seal available from June 2012



Finiture / Finishes 19

-	-	-	-	-	2	-	-
---	---	---	---	---	---	---	---

Maniglia TORRI® in AISI304, a marchio ENTRA®, su rosetta rettangolare 30x64mm in AISI304 per finestra (DK), completa di viti e meccanismo a 4 posizioni. RESISTENZA ALLA DURATA: 200.000 cicli (DIN EN 1906 grado 7). GARANZIA MECCANICA: 10 anni. RESISTENZA ALLA CORROSIONE: STEEL-P (19) DIN EN 1906 grado 2. RESISTENZA TERMICA: guarnizione termica Direttiva Europea 2010/31/UE. TORRI® AISI304 handle, trade name ENTRA®, on a 30x64mm AISI304 rectangular rose for window (DK), complete with screws and 4 position mechanism. ENDURANCE TESTED to 200.000 cycles (DIN EN 1906, level 7). WARRANTY ON MECHANICAL PARTS: 10 years. CORROSION RESISTANCE: STEEL-P (19) DIN EN 1906, level 2. HEAT RESISTANCE: heat seal in compliance with European Directive 2010/31/EU.

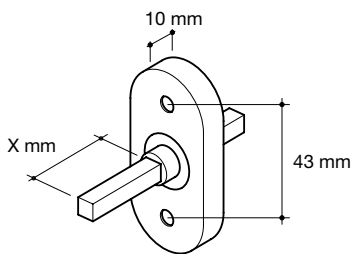


■	🔧	🔩	🔩	👤	📊	€
7	vedi meccanismo / see mechanism	-	24	1	04006001	19 12,58
	vedi meccanismo / see mechanism	❄️	24	1	04006002	19 22,58

Guarnizione per taglio termico disponibile da Giugno 2012 / Heat seal available from June 2012



Meccanismo DK senza pioli.
Turn & Tilt mechanism without posts.

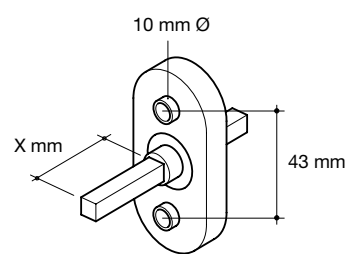


■	X	🔧	🔩	🔩	👤	📊	€
7	27	⊕	4	4	06008008	26 3,52	
	30	⊕	4	4	06008009	26 3,52	
	32	⊕	4	4	06008010	26 3,52	
	35	⊕	4	4	06008011	26 3,52	
	40	⊕	4	4	06008012	26 3,52	
	45	⊕	4	4	06008013	26 3,52	
	50*	⊕	4	4	06008014	26 3,52	

* Per lunghezze ferro superiori ai 50 mm contattare direttamente ENTECH.
For square spindle length over 50 mm contact directly ENTECH.



Meccanismo DK con pioli.
Turn & Tilt mechanism with posts.



■	X	🔧	🔩	🔩	👤	📊	€
7	27	⊕	4	4	06008001	26 3,52	
	30	⊕	4	4	06008002	26 3,52	
	32	⊕	4	4	06008003	26 3,52	
	35	⊕	4	4	06008004	26 3,52	
	40	⊕	4	4	06008005	26 3,52	
	45	⊕	4	4	06008006	26 3,52	
	50*	⊕	4	4	06008007	26 3,52	

* Per lunghezze ferro superiori ai 50 mm contattare direttamente ENTECH.
For square spindle length over 50 mm contact directly ENTECH.



Finiture / Finishes 19

-	-	-	-	-	2	-	-
---	---	---	---	---	---	---	---

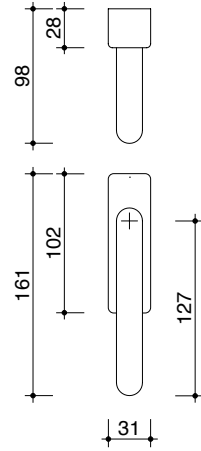
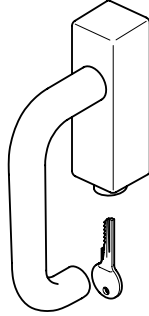
Maniglia TORRI® in AISI304, a marchio ENTRA®, su rosetta rettangolare 31x102mm in AISI304 per finestra con serratura a cifratura, completa di viti e meccanismo a 4 posizioni. RESISTENZA ALLA DURATA: 200.000 cicli (DIN EN 1906 grado 7). GARANZIA MECCANICA: 10 anni. RESISTENZA ALLA CORROSIONE: STEEL-P (19) DIN EN 1906 grado 2. TORRI® AISI304 handle, trade name ENTRA®, on a 31x102mm AISI304 rectangular rose with cipher lock for window, complete with screws and 4 position mechanism. ENDURANCE TESTED to 200.000 cycles (DIN EN 1906, level 7). WARRANTY ON MECHANICAL PARTS: 10 years. CORROSION RESISTANCE: STEEL-P (19) DIN EN 1906, level 2.



DIN 18273

EN 16341

EN 1709



■	🔧	○	📦	👤	📊	€			
7	+	-	12	1	04054001	19	75,00		



Finiture / Finishes 19

3 7 - 1 0 2 0 B

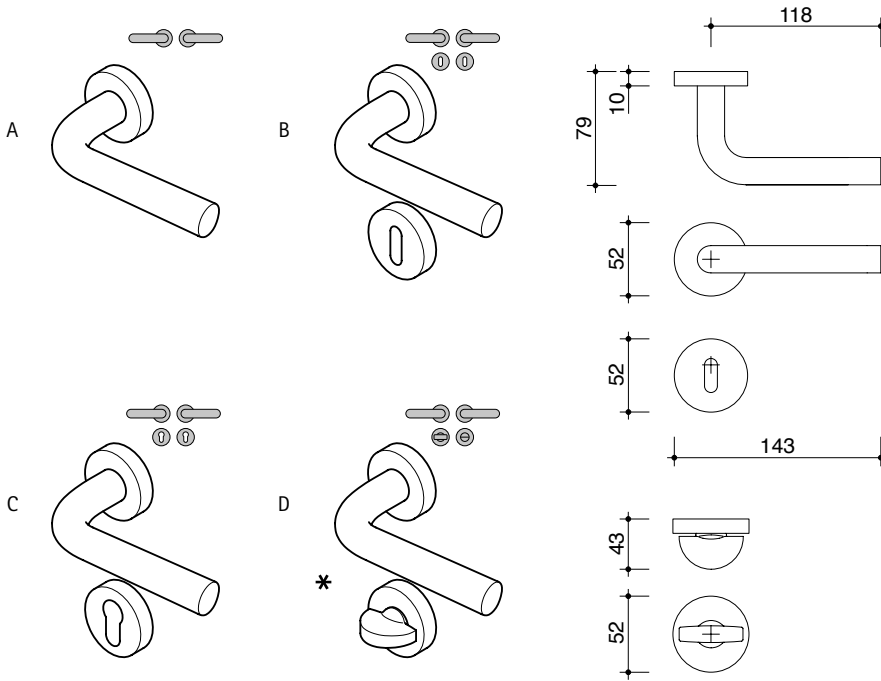
Coppia di maniglie RIVA® in AISI304, a marchio ENTRA®, su rosetta tonda 52mm in AISI304, versione DIN EN 1906 tipo B (molla bi-direzionale con precarico), completa di viti e sottorosetta in HOSTAFORM® disponibile anche nella versione a pioli fissi (☺). DIN EN 1906: Rosenheim Institute IFT, aprile 2012, no. 11-003205-PR02(PB-G03-03-de-01)*, classe 3. RESISTENZA ALLA DURATA: 200.000 cicli (DIN EN 1906 grado 7). CATEGORIA DI UTILIZZO: adatta per l'impiego in edifici pubblici ad alta frequentazione (DIN EN 1906 classe 3). GARANZIA MECCANICA: 10 anni. RESISTENZA ALLA CORROSIONE: STEEL-P (19) DIN EN 1906 grado 2. RESISTENZA TERMICA: guarnizione termica Direttiva Europea 2010/31/UE. Pair of RIVA® AISI304 handles, trade name ENTRA®, on a 52mm AISI304 round rose, version DIN EN 1906, type B (two-way pre-charged spring), complete with screws and HOSTAFORM® under-rose, available also with fixed pins (☺). DIN EN 1906: Rosenheim Institute IFT, April 2012, no. 11-003205-PR02(PB-G03-03-de-01)*, class 3. ENDURANCE TESTED to 200.000 cycles (DIN EN 1906, level 7). CATEGORY OF USE: suitable for use in highly-frequented public buildings (DIN EN 1906 class 3). WARRANTY ON MECHANICAL PARTS: 10 years. CORROSION RESISTANCE: STEEL-P (19) DIN EN 1906, level 2. HEAT RESISTANCE: heat seal in compliance with European Directive 2010/31/EU. *EN1906 grado 4 (no.11-003205-PR05): su richiesta / on demand



DIN 18273

EN 10241

EN 1709









































































R.	■								€			
A	7	35-45	-		-	24		04102010	19			
	8-9	35-45	-		-	24		04102004	19			
		35-45	-		-	24		04102003	19			
B	7	35-45			-	24		04102012	19			
	8-9	35-45			-	24		04102005	19			
		35-45			-	24		04102001	19			

*



NB: per nottolini con indicatore colorato APERTO/CHIUSO vedi pag. 192
N.B. For bathroom snib & release plates with coloured indication OPEN/CLOSED, see page 192

Guarnizione per taglio termico disponibile da Giugno 2012 / Heat seal available from June 2012

R.	■								€			
C	7	35-45		 + 	-	24		1	04102014	19		
		35-45		 + 		24		1	04102018	19		
	8-9	35-45		 + 	-	24		1	04102006	19		
		35-45		 + 		24		1	04102019	19		
		35-45		 + 	-	24		1	04102002	19		
		35-45		 + 		24		1	04102020	19		
D *	7 ⁽⁶⁾	35-45		 + 	-	12		1	04102016	19		
	8-9 ⁽⁴⁻⁵⁾	35-45		 + 	-	12		1	04102024	19		
	8-9 ⁽⁶⁾	35-45		 + 	-	12		1	04102025	19		
	8-9 ⁽⁷⁾	35-45		 + 	-	12		1	04102026	19		
	8-9 ⁽⁸⁾	35-45		 + 	-	12		1	04102008	19		
	8-9 ⁽⁴⁻⁵⁾	35-45		 + 	-	12		1	04102007	19		
	8-9 ⁽⁶⁾	35-45		 + 	-	12		1	04102021	19		
	8-9 ⁽⁷⁾	35-45		 + 	-	12		1	04102022	19		
	8-9 ⁽⁸⁾	35-45		 + 	-	12		1	04102023	19		

* Il nottolino si adatta a ■ 7-8-9 ^(x) / We turn snip for ■ 7-8-9 ^(x)

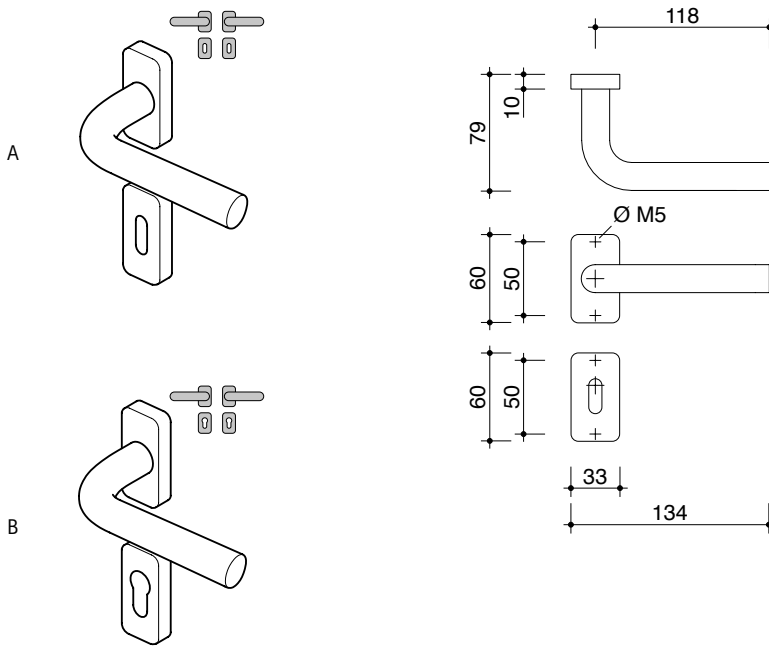


Finiture / Finishes 19

3 7 - 1 0 2 0 B

Coppia di maniglie RIVA® in AISI304, a marchio ENTRA®, su rosetta rettangolare 33x60mm (E=50mm) in AISI304, versione DIN EN 1906 tipo B (molla bi-direzionale con precarico), completa di viti e sottorosetta in HOSTAFORM®. DIN EN 1906: Rosenheim Institute IFT, aprile 2012, no. 11-003205-PR02(PB-G03-03-de-01)*, classe 3. RESISTENZA ALLA DURATA: 200.000 cicli (DIN EN 1906 grado 7). CATEGORIA DI UTILIZZO: adatta per l'impiego in edifici pubblici ad alta frequentazione (DIN EN 1906 classe 3). **GARANZIA MECCANICA: 10 anni. RESISTENZA ALLA CORROSIONE: STEEL-P (19) DIN EN 1906 grado 2.** Pair of RIVA® AISI304 handles, trade name ENTRA®, on a 33x60mm (E=50mm) AISI304 rectangular rose, version DIN EN 1906, type B (two-way pre-charged spring), complete with screws and HOSTAFORM® under-rose. DIN EN 1906: Rosenheim Institute IFT, April 2012, no. 11-003205-PR02(PB-G03-03-de-01)*, class 3. ENDURANCE TESTED to 200.000 cycles (DIN EN 1906, level 7). CATEGORY OF USE: suitable for use in highly-frequented public buildings (DIN EN 1906 class 3). **WARRANTY ON MECHANICAL PARTS: 10 years. CORROSION RESISTANCE: STEEL-P (19) DIN EN 1906, level 2.**

*EN1906 grado 4 (no.11-003205-PR05): su richiesta / on demand



R.	■								€			
A	8-9	35-55			-	24		04103001	19			
									15,20			
B	7	35-55			-	24		04103006	19			
									15,20			
	8-9	35-55			-	24		04103002	19			
									15,20			



Finiture / Finishes 19

3 7 - 1 0 2 0 B

Coppia di maniglie RIVA® in AISI304, a marchio ENTRA®, su placca ovale 40x235mm, versione DIN EN 1906 tipo B (molla bi-direzionale con precarico), completa di viti e sottorosetta in HOSTAFORM®. DIN EN 1906: Rosenheim Institute IFT, aprile 2012, no. 11-003205-PR02(PB-G03-03-de-01)*, classe 3. RESISTENZA ALLA DURATA: 200.000 cicli (DIN EN 1906 grado 7). CATEGORIA DI UTILIZZO: adatta per l'impiego in edifici pubblici ad alta frequentazione (DIN EN 1906 classe 3). GARANZIA MECCANICA: 10 anni. RESISTENZA ALLA CORROSIONE: STEEL-P (19) DIN EN 1906 grado 2. RESISTENZA TERMICA: guarnizione termica Direttiva Europea 2010/31/UE. Pair of RIVA® AISI304 handles, trade name ENTRA®, on a 40x235mm oval plate, version DIN EN 1906, type B (two-way pre-charged spring), complete with screws and HOSTAFORM® under-rose. DIN EN 1906: Rosenheim Institute IFT, April 2012, no. 11-003205-PR02(PB-G03-03-de-01)*, class 3. ENDURANCE TESTED to 200.000 cycles (DIN EN 1906 class 7). CATEGORY OF USE: suitable for use in highly-frequented public buildings (DIN EN 1906, level 3). WARRANTY ON MECHANICAL PARTS: 10 years. CORROSION RESISTANCE: STEEL-P (19) DIN EN 1906, level 2. HEAT RESISTANCE: heat seal in compliance with European Directive 2010/31/EU.

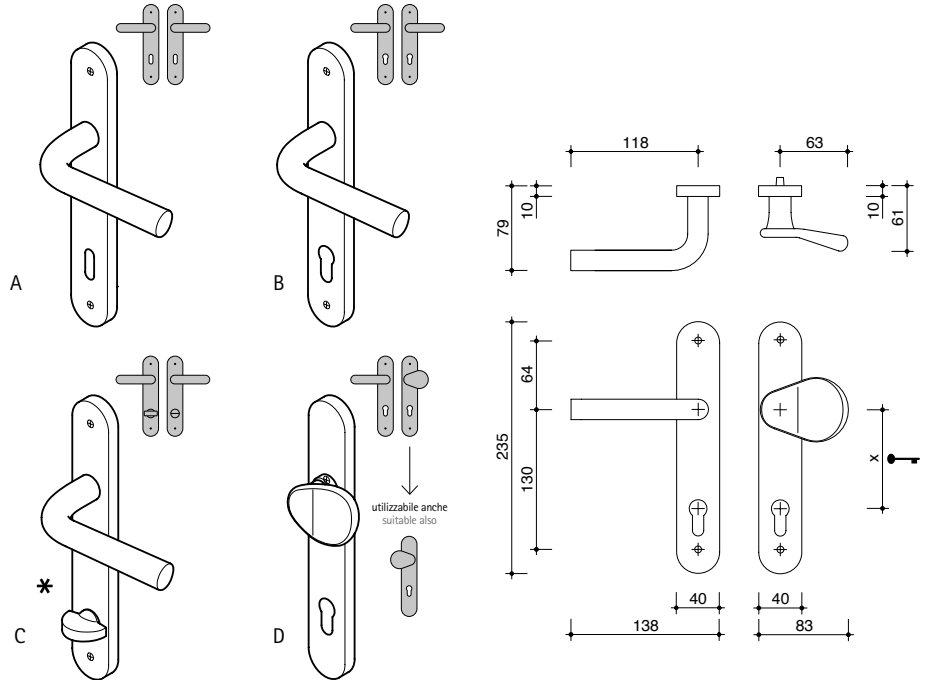
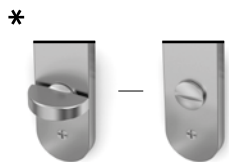
*EN1906 grado 4 (no.11-003205-PR05): su richiesta / on demand



DIN 18275



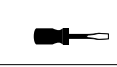





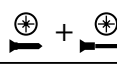



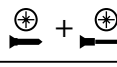




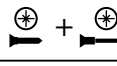



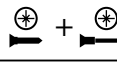




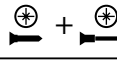



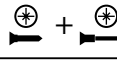




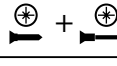



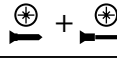




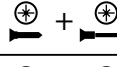



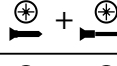




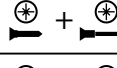



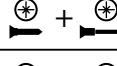







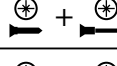



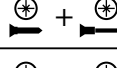



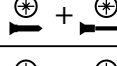
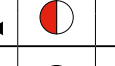



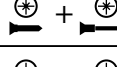
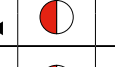



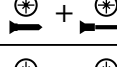
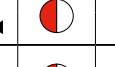



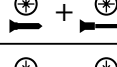
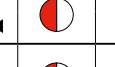



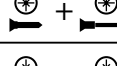
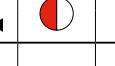



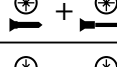








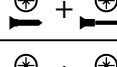



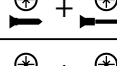




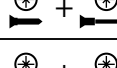
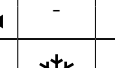


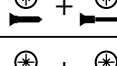




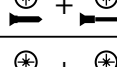







EN 16341

EN 1706



R.	■	U	Key	+	○	...	Person	Barcode	€				
A	7	35-60	70	+	-	24	1	04101001	19 24,20				
	8-9	35-60	56	+	-	24	1	04101020	19 24,20				
		35-60	72	+	-	24	1	04101006	19 24,20				
		35-60	90	+	-	24	1	04101010	19 24,20				
B	7	35-60	70	+	-	24	1	04101002	19 24,20				
		35-60	70	+	❄	24	1	04101026	19 34,20				
		60-90	70	+	-	24	1	04101027	19 26,20				
		60-90	70	+	❄	24	1	04101028	19 36,20				
	8-9	35-60	55	+	-	24	1	04101021	19 24,20				
		35-60	55	+	❄	24	1	04101022	19 34,20				
		60-90	55	+	-	24	1	04101023	19 26,20				
		60-90	55	+	❄	24	1	04101024	19 36,20				

Guarnizione per taglio termico disponibile da Giugno 2012 / Heat seal available from June 2012

R.	■								€																		
B	8-9	35-60		72		+		-	24		1	04101007	19														
													24,20														
		35-60		72		+		-		24		1	04101029	19													
														34,20													
		60-90		72		+		-	-	24		1	04101030	19													
														26,20													
		60-90		72		+		-		24		1	04101031	19													
														36,20													
		35-60		85		+		-	-	24		1	04101009	19													
														24,20													
35-60		85		+		-		24		1	04101032	19															
												34,20															
35-60		90		+		-	-	24		1	04101011	19															
												24,20															
35-60		90		+		-		24		1	04101033	19															
												34,20															
35-60		92		+		-	-	24		1	04101013	19															
												24,20															
35-60		92		+		-		24		1	04101034	19															
												34,20															
C *	7 ⁽⁶⁾	35-60		70		+		-	12		1	04101003	19														
													34,20														
		8-9 ⁽⁸⁾	35-60		63		+		-	12		1	04101025	19													
														34,20													
		8-9 ⁽⁸⁾	35-60		72		+		-	12		1	04101005	19													
														34,20													
		8-9 ⁽⁸⁾	35-60		78		+		-	12		1	04101008	19													
														34,20													
		8-9 ⁽⁶⁻⁷⁾	35-60		90		+		-	12		1	04101012	19													
														34,20													
7 ⁽⁶⁾	35-60		70		+			-	12		1	04101049	19														
													39,20														
8-9 ⁽⁸⁾	35-60		63		+			-	12		1	04101050	19														
													39,20														
8-9 ⁽⁸⁾	35-60		72		+			-	12		1	04101051	19														
													39,20														
8-9 ⁽⁸⁾	35-60		78		+			-	12		1	04101052	19														
													39,20														
8-9 ⁽⁶⁻⁷⁾	35-60		90		+			-	12		1	04101053	19														
													39,20														
D	7	35-60		70		+		-	12		1	04101018	19														
													98,80														
	35-60		70		+		-		12		1	04101019	19														
													108,80														
	8	35-60		55		+		-	12		1	04101035	19														
													98,80														
	35-60		55		+		-		12		1	04101036	19														
													108,80														
8-9	35-60		85		+		-	12		1	04101037	19															
												98,80															
												35-60		85		+		-		12		1	04101038	19			
																								108,80			
35-60		92		+		-	-	12		1	04101039	19															
												98,80															
35-60		92		+		-		12		1	04101040	19															
												108,80															

* Il nottolino si adatta a ■ 7-8-9 ^(k) / Wc turn snip for ■ 7-8-9 ^(k)



Finiture / Finishes 19

3 7 - 1 0 2 0 A

Coppia di maniglie RIVA® in AISI304, a marchio ENTRA®, su placca ovale 45x185mm in AISI304, versione DIN EN 1906 tipo A (con molla), completa di viti. DIN EN 1906: Rosenheim Institute IFT, aprile 2012, no. 11-003205-PRO2(PB-G03-03-de-01)*, classe 3. RESISTENZA ALLA DURATA: 200.000 cicli (DIN EN 1906 grado 7). CATEGORIA DI UTILIZZO: adatta per l'impiego in edifici pubblici ad alta frequentazione (DIN EN 1906 classe 3). GARANZIA MECCANICA: 10 anni. RESISTENZA ALLA CORROSIONE: STEEL-P (19) DIN EN 1906 grado 2. RESISTENZA TERMICA: guarnizione termica Direttiva Europea 2010/31/UE. Pair of RIVA® AISI304 handles, trade name ENTRA®, on a 45x185mm AISI304 oval plate, version DIN EN 1906, type A (with spring), complete with screws. DIN EN 1906: Rosenheim Institute IFT, April 2012, no. 11-003205-PRO2(PB-G03-03-de-01)*, class 3. ENDURANCE TESTED to 200.000 cycles (DIN EN 1906, level 7). CATEGORY OF USE: suitable for use in highly-frequented public buildings (DIN EN 1906 class 3). WARRANTY ON MECHANICAL PARTS: 10 years. CORROSION RESISTANCE: STEEL-P (19) DIN EN 1906, level 2. HEAT RESISTANCE: heat seal in compliance with European Directive 2010/31/EU.

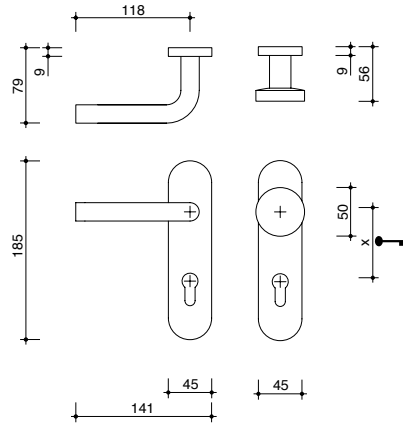
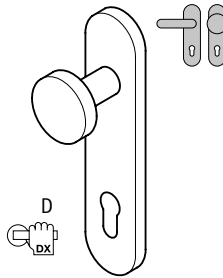
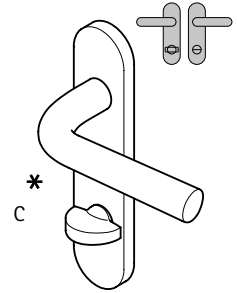
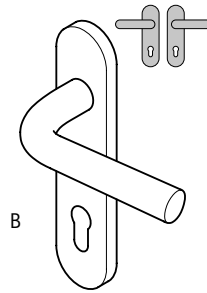
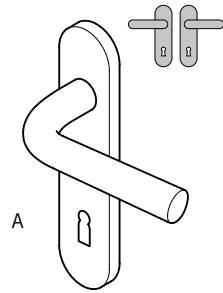
*EN1906 grado 4 (no.11-003205-PRO5): su richiesta / on demand



DIN 18275

EN 16341

EN 1706



R.	■								€						
A	8-9	35-45		72		-	24		1	04101041	19				
												36,85			
B	8-9	35-45		72		-	24		1	04101042	19				
												36,85			
		35-45		72			24		1	04101043	19				
											46,85				
C*	8-9 ⁽⁸⁾	35-45		78		-	12		1	04101048	19				
												46,85			
		35-45		78			12		1	04101054	19				
											51,85				
D	8-9	35-45		72		-	24		1	04101044	19				
												70,85			
		35-45		72			24		1	04101045	19				
											80,85				
E	8-9	35-45		72		-	24		1	04101046	19				
												70,85			
		35-45		72			24		1	04101047	19				
											80,85				

Guarnizione per taglio termico disponibile da Giugno 2012 / Heat seal available from June 2012

* Il nottolino si adatta a ■ 7-8-9⁽⁸⁾ / Wc turn snip for ■ 7-8-9⁽⁸⁾



Finiture / Finishes 19

3 7 - 1 0 2 0 B

Coppia di maniglie RIVA® in AISI304, a marchio ENTRA®, su rosetta rettangolare 33x74mm (E=43 e 50mm) in AISI304, versione DIN EN 1906 tipo B (molla bi-direzionale con precarico), completa di viti e sottorosetta in HOSTAFORM®. DIN EN 1906: Rosenheim Institute IFT, aprile 2012, no. 11-003205-PR02(PB-G03-03-de-01)*, classe 3. RESISTENZA ALLA DURATA: 200.000 cicli (DIN EN 1906 grado 7). CATEGORIA DI UTILIZZO: adatta per l'impiego in edifici pubblici ad alta frequentazione (DIN EN 1906 classe 3). GARANZIA MECCANICA: 10 anni. RESISTENZA ALLA CORROSIONE: STEEL-P (19) DIN EN 1906 grado 2. RESISTENZA TERMICA: guarnizione termica Direttiva Europea 2010/31/UE. Pair of RIVA® AISI304 handles, trade name ENTRA®, on a 33x74mm (E=43 and 50mm) AISI304 rectangular rose, version DIN EN 1906, type B (two-way pre-charged spring), complete with screws and HOSTAFORM® under-rose. DIN EN 1906: Rosenheim Institute IFT, April 2012, no. 11-003205-PR02(PB-G03-03-de-01)*, class 3. ENDURANCE TESTED to 200.000 cycles (DIN EN 1906, level 7). CATEGORY OF USE: suitable for use in highly-frequented public buildings (DIN EN 1906 class 3). WARRANTY ON MECHANICAL PARTS: 10 years. CORROSION RESISTANCE: STEEL-P (19) DIN EN 1906, level 2. HEAT RESISTANCE: heat seal in compliance with European Directive 2010/31/EU.


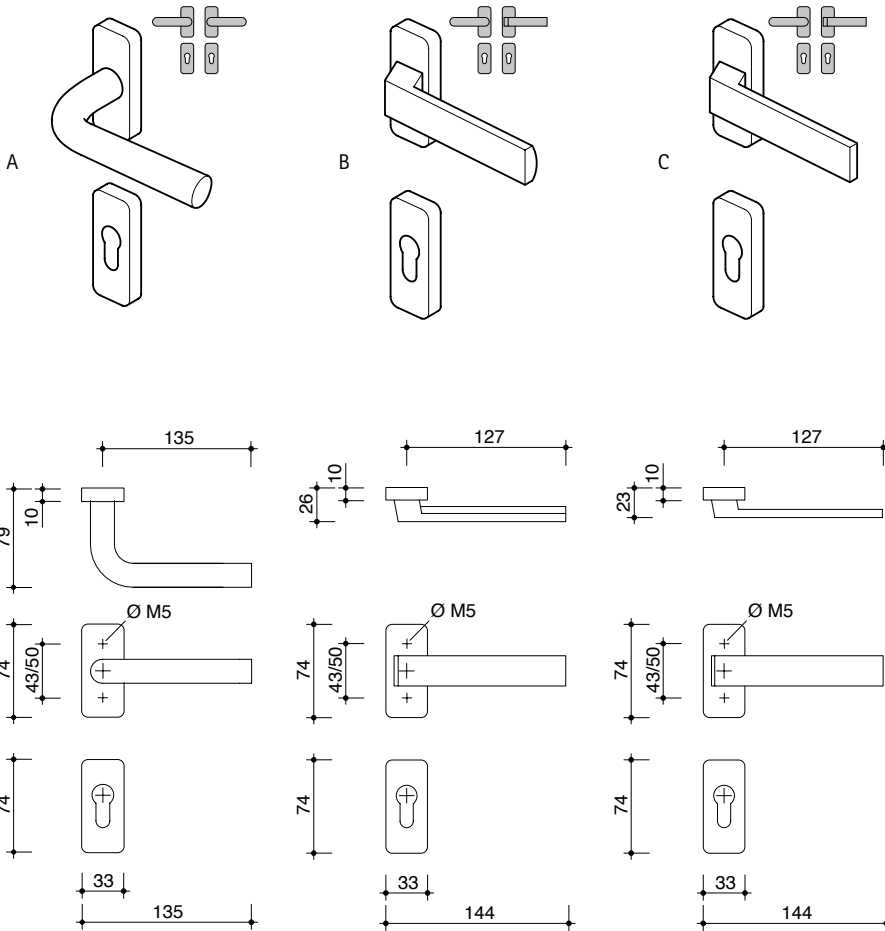
*EN1906 grado 4 (no.11-003205-PR05): su richiesta / on demand



DIN 18273

EN 1634-1

EN 1709



R.	■								€			
A	7-8-9	45-90			-	12		04104001	19			
						12		04104002	19			
B	7-8-9	45-90			-	12		04104003	19			
						12		04104004	19			
C	7-8-9	45-90			-	12		04104005	19			
						12		04104006	19			

Guarnizione per taglio termico disponibile da Giugno 2012 / Heat seal available from June 2012



Finiture / Finishes 19

-	-	-	-	-	2	-	-
---	---	---	---	---	---	---	---

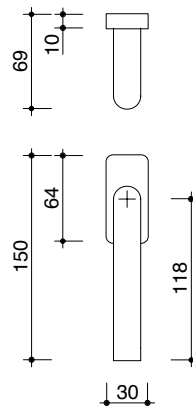
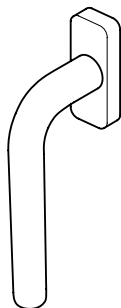
Maniglia RIVA® in AISI304, a marchio ENTRA®, su rosetta rettangolare 30x64mm in AISI304 per finestra (DK), completa di viti e meccanismo a 4 posizioni. RESISTENZA ALLA DURATA: 200.000 cicli (DIN EN 1906 grado 7). GARANZIA MECCANICA: 10 anni. RESISTENZA ALLA CORROSIONE: STEEL-P (19) DIN EN 1906 grado 2. RESISTENZA TERMICA: guarnizione termica Direttiva Europea 2010/31/JE. RIVA® AISI304 handle, trade name ENTRA®, on a 30x64mm AISI304 rectangular rose for window (DK), complete with screws and 4 position mechanism. ENDURANCE TESTED TO 200.000 cycles (DIN EN 1906, level 7). WARRANTY ON MECHANICAL PARTS: 10 years. CORROSION RESISTANCE: STEEL-P (19) DIN EN 1906, level 2. HEAT RESISTANCE: heat seal in compliance with European Directive 2010/31/EU.



DIN 18273

EN 16341

EN 1709

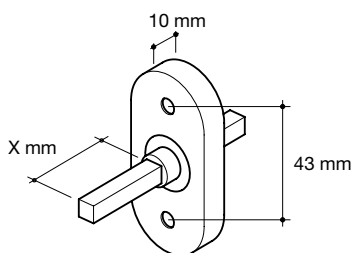


■					€
7	vedi meccanismo / see mechanism	-	24	1 04106001	19 12,58
	vedi meccanismo / see mechanism		24	1 04106002	19 22,58

Guarnizione per taglio termico disponibile da Giugno 2012 / Heat seal available from June 2012



Meccanismo DK senza pioli.
Turn & Tilt mechanism without posts.

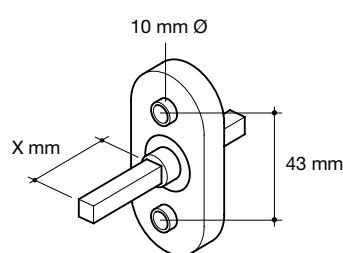


■	X					€
7	27		4	4	06008008	26 3,52
	30		4	4	06008009	26 3,52
	32		4	4	06008010	26 3,52
	35		4	4	06008011	26 3,52
	40		4	4	06008012	26 3,52
	45		4	4	06008013	26 3,52
	50*		4	4	06008014	26 3,52

* Per lunghezze ferro superiori ai 50 mm contattare direttamente ENTECH
For square spindle length over 50 mm contact directly ENTECH



Meccanismo DK con pioli.
Turn & Tilt mechanism with posts.



■	X					€
7	27		4	4	06008001	26 3,52
	30		4	4	06008002	26 3,52
	32		4	4	06008003	26 3,52
	35		4	4	06008004	26 3,52
	40		4	4	06008005	26 3,52
	45		4	4	06008006	26 3,52
	50*		4	4	06008007	26 3,52

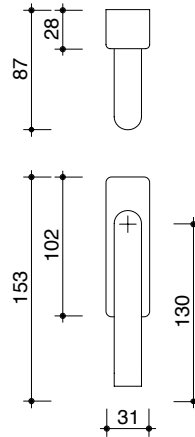
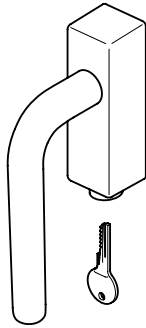
* Per lunghezze ferro superiori ai 50 mm contattare direttamente ENTECH
For square spindle length over 50 mm contact directly ENTECH



Finiture / Finishes 19

-	-	-	-	-	2	-	-
---	---	---	---	---	---	---	---

Maniglia RIVA® in AISI304, a marchio ENTRA®, su rosetta rettangolare 31x102mm in AISI304 per finestra con serratura a cifratura, completa di viti e meccanismo a 4 posizioni. RESISTENZA ALLA DURATA: 200.000 cicli (DIN EN 1906 grado 7). GARANZIA MECCANICA: 10 anni. RESISTENZA ALLA CORROSIONE: STEEL-P (19) DIN EN 1906 grado 2. RIVA® AISI304 handle, trade name ENTRA®, on a 31x102mm AISI304 rectangular rose with cipher lock for window, complete with screws and 4 position mechanism. ENDURANCE TESTED to 200.000 cycles (DIN EN 1906, level 7). WARRANTY ON MECHANICAL PARTS: 10 years. CORROSION RESISTANCE: STEEL-P (19) DIN EN 1906, level 2.



■						€			
7		-	12		04154001	19			
						75,00			



Finiture / Finishes 19

3 7 - 1 0 2 0 B

Coppia di maniglie SALÒ® in AISI304, a marchio ENTRA®, su rosetta tonda 52mm in AISI304, versione DIN EN 1906 tipo B (molla bi-direzionale con precarico), completa di viti e sottorosetta in HOSTAFORM® disponibile anche nella versione a pioli fissi (🔒). DIN EN 1906: Rosenheim Institute IFT, aprile 2012, no. 11-003205-PR02(PB-G03-03-de-01)*, classe 3. RESISTENZA ALLA DURATA: 200.000 cicli (DIN EN 1906 grado 7). CATEGORIA DI UTILIZZO: adatta per l'impiego in edifici pubblici ad alta frequentazione (DIN EN 1906 classe 3). GARANZIA MECCANICA: 10 anni. RESISTENZA ALLA CORROSIONE: STEEL-P (19) DIN EN 1906 grado 2. RESISTENZA TERMICA: guarnizione termica Direttiva Europea 2010/31/UE. Pair of SALÒ® AISI304 handles, trade name ENTRA®, on a 52mm AISI304 round rose, version DIN EN 1906, type B (two-way pre-charged spring), complete with screws and HOSTAFORM® under-rose, available also with fixed pins (🔒). DIN EN 1906: Rosenheim Institute IFT, April 2012, no. 11-003205-PR02(PB-G03-03-de-01)*, class 3. ENDURANCE TESTED to 200.000 cycles (DIN EN 1906, level 7). CATEGORY OF USE: suitable for use in highly-frequented public buildings (DIN EN 1906 class 3). WARRANTY ON MECHANICAL PARTS: 10 years. CORROSION RESISTANCE: STEEL-P (19) DIN EN 1906, level 2. HEAT RESISTANCE: heat seal in compliance with European Directive 2010/31/EU.

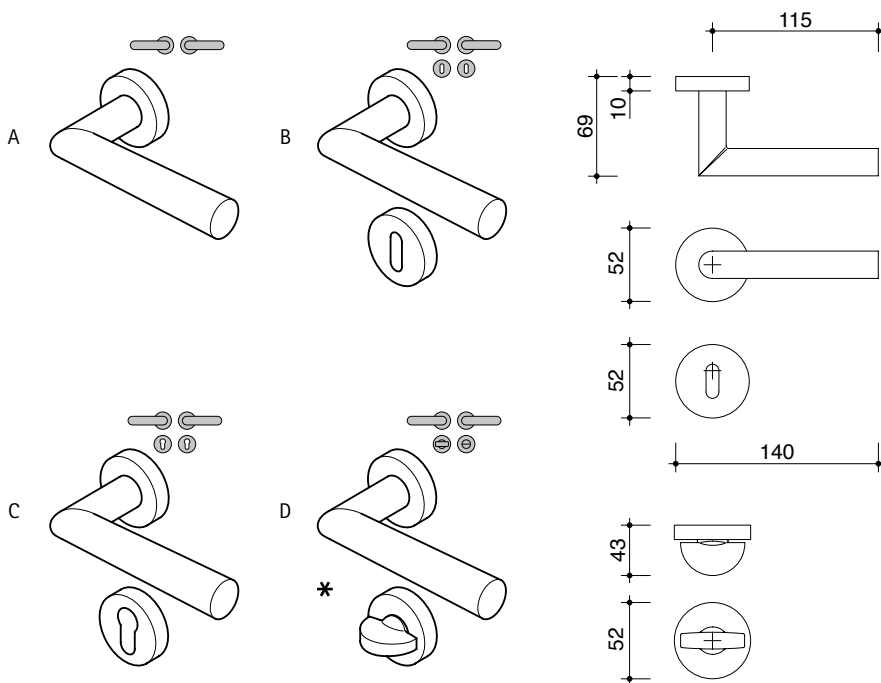
*EN1906 grado 4 (no.11-003205-PR05): su richiesta / on demand



DIN 18275

EN 16341









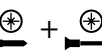


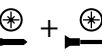



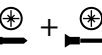


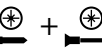

























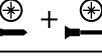


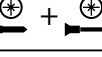


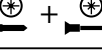


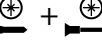

EN 1706



NB: per nottolini con indicatore colorato APERTO/CHIUSO vedi pag. 192
N.B. For bathroom snib & release plates with coloured indication OPEN/CLOSED, see page 192

R.	■	🔑	🔒	🔩	🔪	🔒	🔧	👤	📊	€
A	7	35-45	-	🔩 + 🔩	-	24	🔧 1	04202010	19 13,50	
	8-9	35-45	-	🔩 + 🔩	-	24	🔧 1	04202004	19 13,50	
		35-45	-	🔩 + 🔒	-	24	🔧 1	04202003	19 13,50	
B	7	35-45	🔒	🔩 + 🔩	-	24	🔧 1	04202012	19 14,20	
	8-9	35-45	🔒	🔩 + 🔩	-	24	🔧 1	04202005	19 14,20	
		35-45	🔒	🔩 + 🔒	-	24	🔧 1	04202001	19 14,20	

Guarnizione per taglio termico disponibile da Giugno 2012 / Heat seal available from June 2012

R.	■								€			
C	7	35-45			-	24		1 04202014	19 14,20			
		35-45				24		1 04202018	19 24,20			
	8-9	35-45			-	24		1 04202006	19 14,20			
		35-45				24		1 04202019	19 24,20			
		35-45			-	24		1 04202002	19 14,20			
		35-45				24		1 04202020	19 24,20			
D *	7 ⁽⁶⁾	35-45			-	12		1 04202016	19 24,20			
	8-9 ⁽⁴⁻⁵⁾	35-45			-	12		1 04202024	19 24,20			
	8-9 ⁽⁶⁾	35-45			-	12		1 04202025	19 24,20			
	8-9 ⁽⁷⁾	35-45			-	12		1 04202026	19 24,20			
	8-9 ⁽⁸⁾	35-45			-	12		1 04202008	19 24,20			
	8-9 ⁽⁴⁻⁵⁾	35-45			-	12		1 04202007	19 24,20			
	8-9 ⁽⁶⁾	35-45			-	12		1 04202021	19 24,20			
	8-9 ⁽⁷⁾	35-45			-	12		1 04202022	19 24,20			
	8-9 ⁽⁸⁾	35-45			-	12		1 04202023	19 24,20			

* Il nottolino si adatta a ■ 7-8-9 ⁽⁶⁾ / Wc turn snip for ■ 7-8-9 ⁽⁶⁾



Finiture / Finishes 19

3 7 - 1 0 2 0 B

Coppia di maniglie SALÒ® in AISI304, a marchio ENTRA®, su rosetta rettangolare 33x60mm (E=50mm) in AISI304, versione DIN EN 1906 tipo B (molla bi-direzionale con precarico), completa di viti e sottorosetta in HOSTAFORM®. DIN EN 1906: Rosenheim Institute IFT, aprile 2012, no. 11-003205-PRO2(PB-G03-03-de-01)*, classe 3. RESISTENZA ALLA DURATA: 200.000 cicli (DIN EN 1906 grado 7). CATEGORIA DI UTILIZZO: adatta per l'impiego in edifici pubblici ad alta frequentazione (DIN EN 1906 classe 3). GARANZIA MECCANICA: 10 anni. RESISTENZA ALLA CORROSIONE: STEEL-P (19) DIN EN 1906 grado 2. Pair of SALÒ® AISI304 handles, trade name ENTRA®, on a 33x60mm (E=50mm) AISI304 rectangular rose, version DIN EN 1906, type B (two-way pre-charged spring), complete with screws and HOSTAFORM® under-rose. DIN EN 1906: Rosenheim Institute IFT, April 2012, no. 11-003205-PRO2(PB-G03-03-de-01)*, class 3. ENDURANCE TESTED to 200,000 cycles (DIN EN 1906, level 7). CATEGORY OF USE: suitable for use in highly-frequented public buildings (DIN EN 1906 class 3). WARRANTY ON MECHANICAL PARTS: 10 years. CORROSION RESISTANCE: STEEL-P (19) DIN EN 1906, level 2.

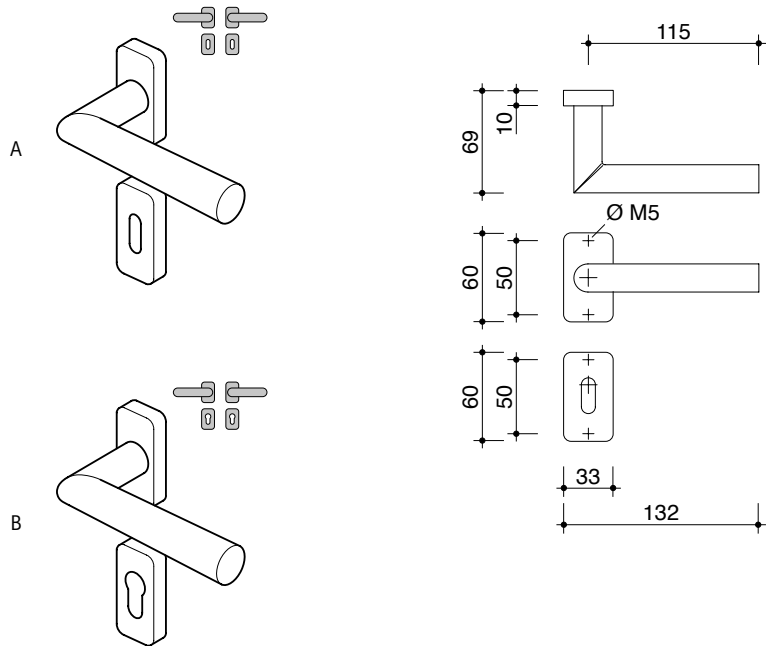
*EN1906 grado 4 (no.11-003205-PRO5): su richiesta / on demand



DIN 18275

EN 16341

EN 1706



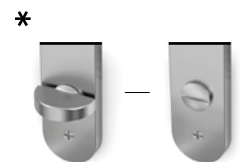
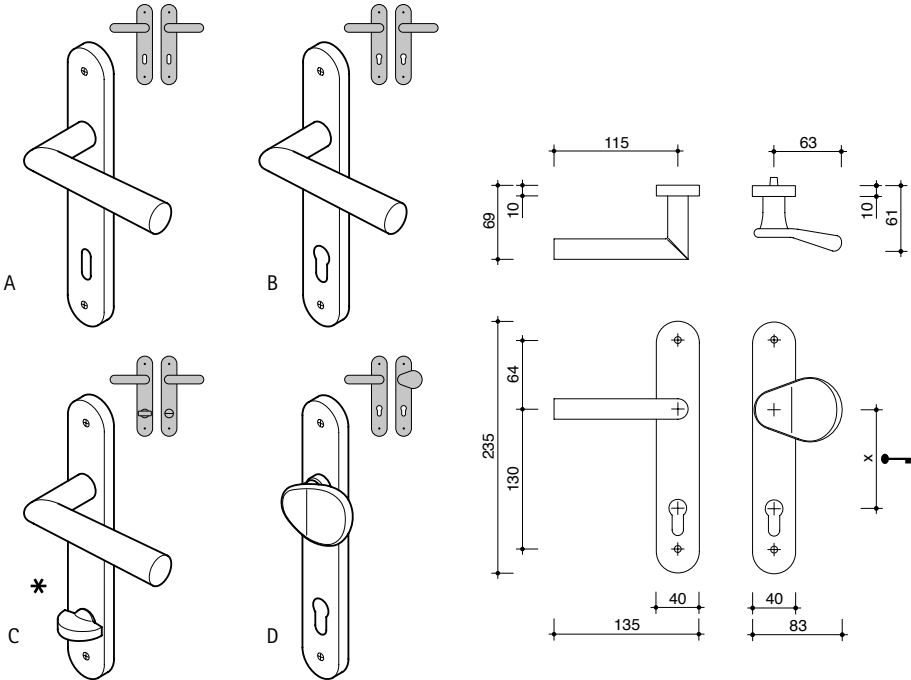
R.	■	U	Key	⚙	○	📦	👤	Barcode	€			
A	8-9	35-55	🔑	⚙	-	24	📦 1	04203001	19			
									15,20			
B	7	35-55	🔑	⚙	-	24	📦 1	04203006	19			
									15,20			
	8-9	35-55	🔑	⚙	-	24	📦 1	04203002	19			
									15,20			



Finiture / Finishes 19
3 7 - 1 0 2 0 B









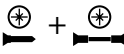



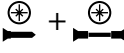













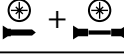








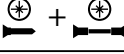
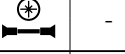


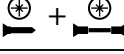




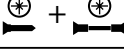



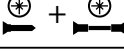
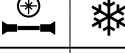



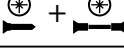
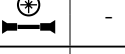


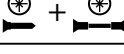
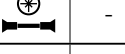


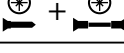
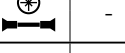


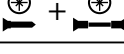
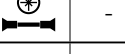


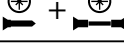
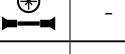


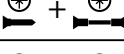
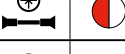



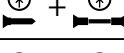




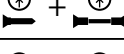
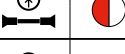








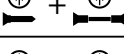








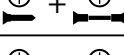
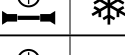



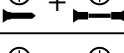



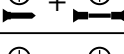
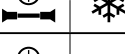



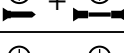
















Coppia di maniglie SALÒ® in AISI304, a marchio ENTRA®, su placca ovale 40x235mm, versione DIN EN 1906 tipo B (molla bi-direzionale con precarico), completa di viti e sottorosetta in HOSTAFORM®. DIN EN 1906: Rosenheim Institute IFT, aprile 2012, no. 11-003205-PR02(PB-G03-03-de-01)*, classe 3. RESISTENZA ALLA DURATA: 200.000 cicli (DIN EN 1906 grado 7). CATEGORIA DI UTILIZZO: adatta per l'impiego in edifici pubblici ad alta frequentazione (DIN EN 1906 classe 3). GARANZIA MECCANICA: 10 anni. RESISTENZA ALLA CORROSIONE: STEEL-P (19) DIN EN 1906 grado 2. RESISTENZA TERMICA: guarnizione termica Direttiva Europea 2010/31/UE. Pair of SALÒ® AISI304 handles, trade name ENTRA®, on a 40x235mm oval plate, version DIN EN 1906, type B (two-way pre-charged spring), complete with screws and HOSTAFORM® underrose. DIN EN 1906: Rosenheim Institute IFT, April 2012, no. 11-003205-PR02(PB-G03-03-de-01)*, class 3. ENDURANCE TESTED to 200.000 cycles (DIN EN 1906 class 7). CATEGORY OF USE: suitable for use in highly-frequented public buildings (DIN EN 1906, level 3). WARRANTY ON MECHANICAL PARTS: 10 years. CORROSION RESISTANCE: STEEL-P (19) DIN EN 1906, level 2. HEAT RESISTANCE: heat seal in compliance with European Directive 2010/31/UE.

*EN1906 grado 4 (no.11-003205-PR05): su richiesta / on demand



R.	■								€	
A	7	35-60		70		-	24		1 04201001	19 24,20
	8-9	35-60		56		-	24		1 04201020	19 24,20
		35-60		72		-	24		1 04201006	19 24,20
		35-60		90		-	24		1 04201010	19 24,20
B	7	35-60		70		-	24		1 04201002	19 24,20
		35-60		70			24		1 04201026	19 34,20
		60-90		70		-	24		1 04201027	19 26,20
		60-90		70			24		1 04201028	19 36,20
	8-9	35-60		55		-	24		1 04201021	19 24,20
		35-60		55			24		1 04201022	19 34,20
		60-90		55		-	24		1 04201023	19 26,20
		60-90		55			24		1 04201024	19 36,20

Guarnizione per taglio termico disponibile da Giugno 2012 / Heat seal available from June 2012

R.	■								€				
B	8-9	35-60	 72	 + 	-	24	 1	04201007	19				
			24,20										
		35-60	 72	 + 		24	 1	04201029	19				
			34,20										
		60-90	 72	 + 	-	24	 1	04201030	19				
			26,20										
		60-90	 72	 + 		24	 1	04201031	19				
			36,20										
		35-60	 85	 + 	-	24	 1	04201009	19				
			24,20										
35-60	 85	 + 		24	 1	04201032	19						
	34,20												
35-60	 90	 + 	-	24	 1	04201011	19						
	24,20												
35-60	 90	 + 		24	 1	04201033	19						
	34,20												
35-60	 92	 + 	-	24	 1	04201013	19						
	24,20												
35-60	 92	 + 		24	 1	04201034	19						
	34,20												
C*	7 ⁽⁶⁾	35-60	 70	 + 	-	12	 1	04201003	19				
			34,20										
	8-9 ⁽⁸⁾	35-60	 63	 + 	-	12	 1	04201025	19				
			34,20										
	8-9 ⁽⁸⁾	35-60	 72	 + 	-	12	 1	04201005	19				
			34,20										
	8-9 ⁽⁸⁾	35-60	 78	 + 	-	12	 1	04201008	19				
			34,20										
	8-9 ⁽⁶⁻⁷⁾	35-60	 90	 + 	-	12	 1	04201012	19				
			34,20										
7 ⁽⁶⁾	35-60	 70	 + 		12	 1	04201049	19					
		39,20											
8-9 ⁽⁸⁾	35-60	 63	 + 		12	 1	04201050	19					
		39,20											
8-9 ⁽⁸⁾	35-60	 72	 + 		12	 1	04201051	19					
		39,20											
8-9 ⁽⁸⁾	35-60	 78	 + 		12	 1	04201052	19					
		39,20											
8-9 ⁽⁶⁻⁷⁾	35-60	 90	 + 		12	 1	04201053	19					
		39,20											
D	7	35-60	 70	 + 	-	12	 1	04201018	19				
			98,80										
	35-60	 70	 + 		12	 1	04201019	19					
		108,80											
	8	35-60	 55	 + 	-	12	 1	04201035	19				
			98,80										
	35-60	 55	 + 		12	 1	04201036	19					
		108,80											
8-9	35-60	 85	 + 	-	12	 1	04201037	19					
		98,80											
		 85	 + 		12	 1	04201038	19					
		108,80											
35-60	 92	 + 	-	12	 1	04201039	19						
	98,80												
35-60	 92	 + 		12	 1	04201040	19						
	108,80												

* Il nottolino si adatta a ■ 7-8-9^(x) / Wc turn snip for ■ 7-8-9^(x)

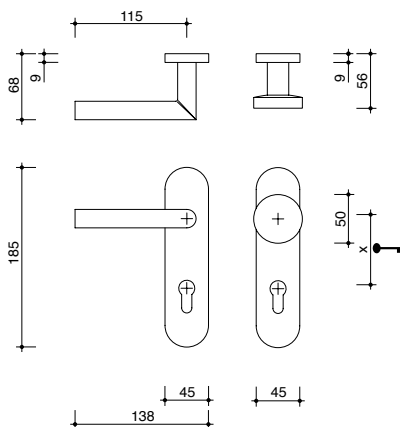
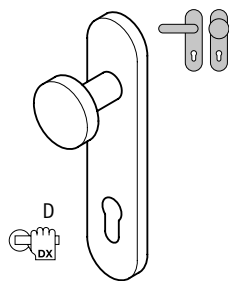
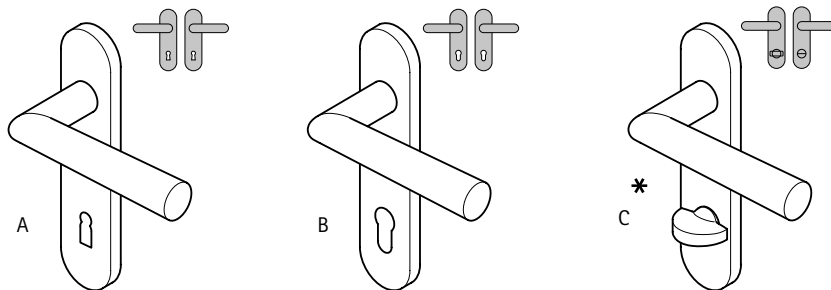


Finiture / Finishes 19

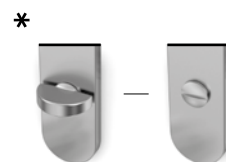
3 7 - 1 0 2 0 A

Coppia di maniglie SALÒ® in AISI304, a marchio ENTRA®, su placca ovale 45x185mm in AISI304, versione DIN EN 1906 tipo A (con molla), completa di viti. DIN EN 1906: Rosenheim Institute IFT, aprile 2012, no. 11-003205-PR02(PB-G03-03-de-01)*, classe 3. RESISTENZA ALLA DURATA: 200.000 cicli (DIN EN 1906 grado 7). CATEGORIA DI UTILIZZO: adatta per l'impiego in edifici pubblici ad alta frequentazione (DIN EN 1906 classe 3). GARANZIA MECCANICA: 10 anni. RESISTENZA ALLA CORROSIONE: STEEL-P (19) DIN EN 1906 grado 2. RESISTENZA TERMICA: guarnizione termica Direttiva Europea 2010/31/UE. Pair of SALÒ® AISI304 handles, trade name ENTRA®, on a 45x185mm AISI304 oval plate, version DIN EN 1906, type A (with spring), complete with screws. DIN EN 1906: Rosenheim Institute IFT, April 2012, no. 11-003205-PR02(PB-G03-03-de-01)*, class 3. ENDURANCE TESTED to 200.000 cycles (DIN EN 1906, level 7). CATEGORY OF USE: suitable for use in highly-frequented public buildings (DIN EN 1906 class 3). WARRANTY ON MECHANICAL PARTS: 10 years. CORROSION RESISTANCE: STEEL-P (19) DIN EN 1906, level 2. HEAT RESISTANCE: heat seal in compliance with European Directive 2010/31/EU.

*EN1906 grado 4 (no.11-003205-PR05): su richiesta / on demand



R.	■								€			
A	8-9	35-45		72		-	24		1	04201041	19	
											36,85	
B	8-9	35-45		72		-	24		1	04201042	19	
											36,85	
		35-45		72			24		1	04201043	19	
											46,85	
C*	8-9 ⁽⁶⁾	35-45		78		-	12		1	04201048	19	
											46,85	
		35-45		78			12		1	04201054	19	
											51,85	
D	8-9	35-45		72		-	24		1	04201044	19	
											70,85	
		35-45		72			24		1	04201045	19	
											80,85	
E	8-9	35-45		72		-	24		1	04201046	19	
											70,85	
				72			24		1	04201047	19	
											80,85	



Guarnizione per taglio termico disponibile da Giugno 2012 / Heat seal available from June 2012

* Il nottolino si adatta a ■ 7-8-9⁽⁶⁾ / We turn snip for ■ 7-8-9⁽⁶⁾



Finiture / Finishes 19

3 7 - 1 0 2 0 B

Coppia di maniglie SALÒ® in AISI304, a marchio ENTRA®, su rosetta rettangolare 33x74mm (E=43 e 50mm) in AISI304, versione DIN EN 1906 tipo B (molla bi-direzionale con precarico), completa di viti e sottorosetta in HOSTAFORM®. DIN EN 1906: Rosenheim Institute IFT, aprile 2012, no. 11-003205-PRO2(PB-G03-03-de-01)*, classe 3. RESISTENZA ALLA DURATA: 200.000 cicli (DIN EN 1906 grado 7). CATEGORIA DI UTILIZZO: adatta per l'impiego in edifici pubblici ad alta frequentazione (DIN EN 1906 classe 3). GARANZIA MECCANICA: 10 anni. RESISTENZA ALLA CORROSIONE: STEEL-P (19) DIN EN 1906 grado 2. RESISTENZA TERMICA: guarnizione termica Direttiva Europea 2010/31/UE. Pair of SALÒ® AISI304 handles, trade name ENTRA®, on a 33x74mm (E=43 and 50mm) AISI304 rectangular rose, version DIN EN 1906, type B (two-way pre-charged spring), complete with screws and HOSTAFORM® under-rose. DIN EN 1906: Rosenheim Institute IFT, April 2012, no. 11-003205-PRO2(PB-G03-03-de-01)*, class 3. ENDURANCE TESTED to 200.000 cycles (DIN EN 1906, level 7). CATEGORY OF USE: suitable for use in highly-frequented public buildings (DIN EN 1906 class 3). WARRANTY ON MECHANICAL PARTS: 10 years. CORROSION RESISTANCE: STEEL-P (19) DIN EN 1906, level 2. HEAT RESISTANCE: heat seal in compliance with European Directive 2010/31/UE.

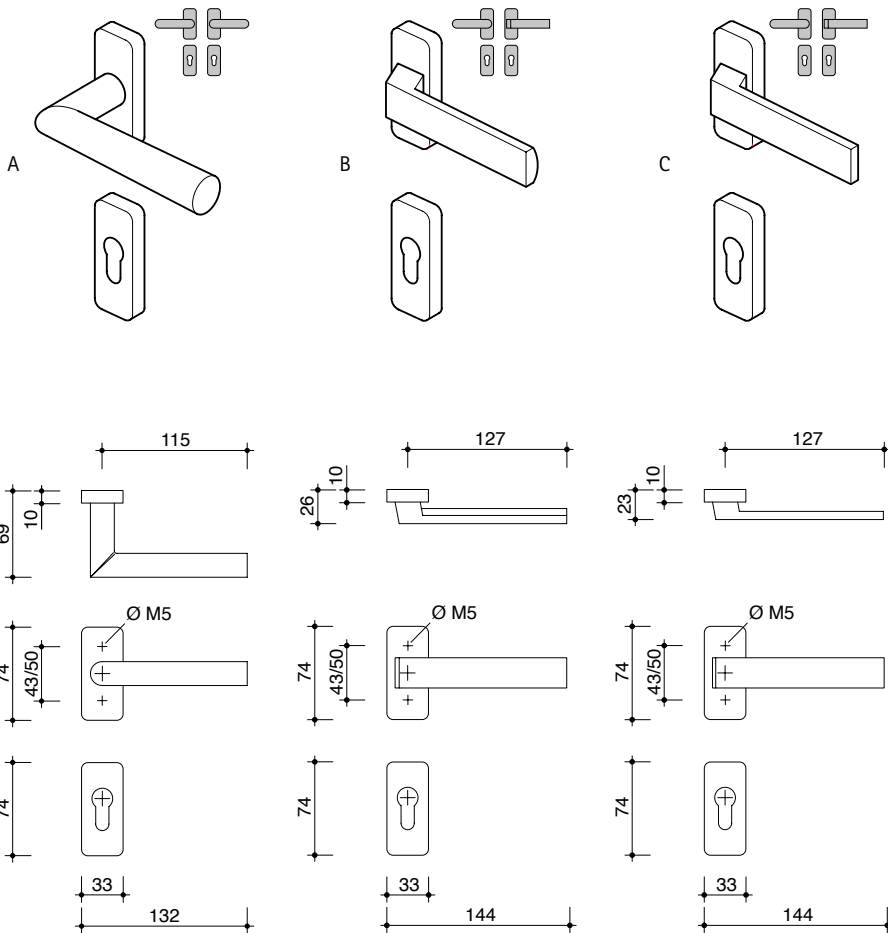

*EN1906 grado 4 (no.11-003205-PRO5): su richiesta / on demand



DIN 18275

EN 16341

EN 1709



R.	■								€
A	7-8-9	45-90			-	12		04204001	19 16,20
		45-90				12		04204002	19 26,20
B	7-8-9	45-90			-	12		04204003	19 86,00
		45-90				12		04204004	19 96,00
C	7-8-9	45-90			-	12		04204005	19 86,00
		45-90				12		04204006	19 96,00

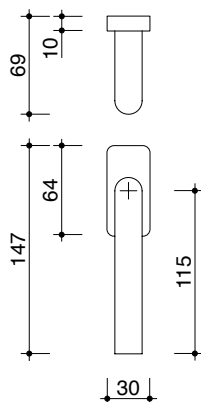
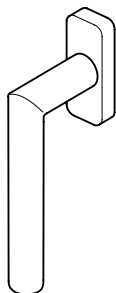
Guarnizione per taglio termico disponibile da Giugno 2012 / Heat seal available from June 2012



Finiture / Finishes 19

-	-	-	-	-	2	-	-
---	---	---	---	---	---	---	---

Maniglia SALÒ® in AISI304, a marchio ENTRA®, su rosetta rettangolare 30x64mm in AISI304 per finestra (DK), completa di viti e meccanismo a 4 posizioni. RESISTENZA ALLA DURATA: 200.000 cicli (DIN EN 1906 grado 7). GARANZIA MECCANICA: 10 anni. RESISTENZA ALLA CORROSIONE: STEEL-P (19) DIN EN 1906 grado 2. RESISTENZA TERMICA: guarnizione termica Direttiva Europea 2010/31/UE. SALÒ® AISI304 handle, trade name ENTRA®, on a 30x64mm AISI304 rectangular rose for window (DK), complete with screws and 4 position mechanism. ENDURANCE TESTED to 200.000 cycles (DIN EN 1906, level 7). WARRANTY ON MECHANICAL PARTS: 10 years. CORROSION RESISTANCE: STEEL-P (19) DIN EN 1906, level 2. HEAT RESISTANCE: heat seal in compliance with European Directive 2010/31/EU.

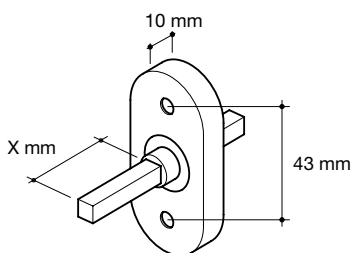


■						€
7	vedi meccanismo / see mechanism	-	24		1 04206001	19 12,58
	vedi meccanismo / see mechanism		24		1 04206002	19 22,58

Guarnizione per taglio termico disponibile da Giugno 2012 / Heat seal available from June 2012



Meccanismo DK senza pioli.
Turn & Tilt mechanism without posts.

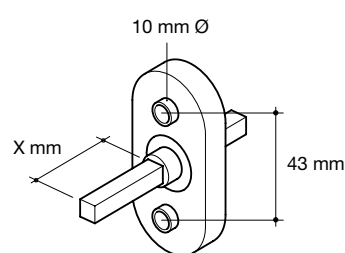


■	X					€
7	27		4		4 06008008	26 3,52
	30		4		4 06008009	26 3,52
	32		4		4 06008010	26 3,52
	35		4		4 06008011	26 3,52
	40		4		4 06008012	26 3,52
	45		4		4 06008013	26 3,52
	50*		4		4 06008014	26 3,52

* Per lunghezze ferro superiori ai 50 mm contattare direttamente ENTECH.
For square spindle length over 50 mm contact directly ENTECH.



Meccanismo DK con pioli.
Turn & Tilt mechanism with posts.



■	X					€
7	27		4		4 06008001	26 3,52
	30		4		4 06008002	26 3,52
	32		4		4 06008003	26 3,52
	35		4		4 06008004	26 3,52
	40		4		4 06008005	26 3,52
	45		4		4 06008006	26 3,52
	50*		4		4 06008007	26 3,52

* Per lunghezze ferro superiori ai 50 mm contattare direttamente ENTECH.
For square spindle length over 50 mm contact directly ENTECH.



Finiture / Finishes 19

-	-	-	-	-	2	-	-
---	---	---	---	---	---	---	---

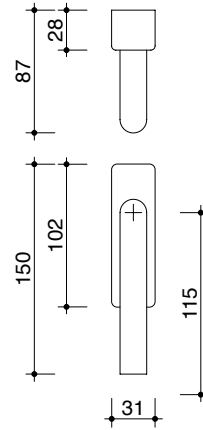
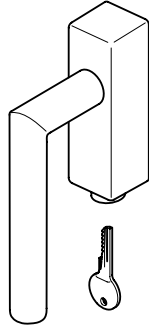
Maniglia SALÒ® in AISI304, a marchio ENTRA®, su rosetta rettangolare 31x102mm in AISI304 per finestra con serratura a cifratura, completa di viti e meccanismo a 4 posizioni. RESISTENZA ALLA DURATA: 200.000 cicli (DIN EN 1906 grado 7). GARANZIA MECCANICA: 10 anni. RESISTENZA ALLA CORROSIONE: STEEL-P (19) DIN EN 1906 grado 2. SALÒ® AISI304 handle, trade name ENTRA®, on a 31x102mm AISI304 rectangular rose with cipher lock for window, complete with screws and 4 position mechanism. ENDURANCE TESTED to 200.000 cycles (DIN EN 1906, level 7). WARRANTY ON MECHANICAL PARTS: 10 years. CORROSION RESISTANCE: STEEL-P (19) DIN EN 1906, level 2.



DIN 18273

EN 16341

EN 1709



■		○				€			
7		-	12		04254001	19			
						75,00			



Finiture / Finishes 19

3 7 - 1 0 2 0 B

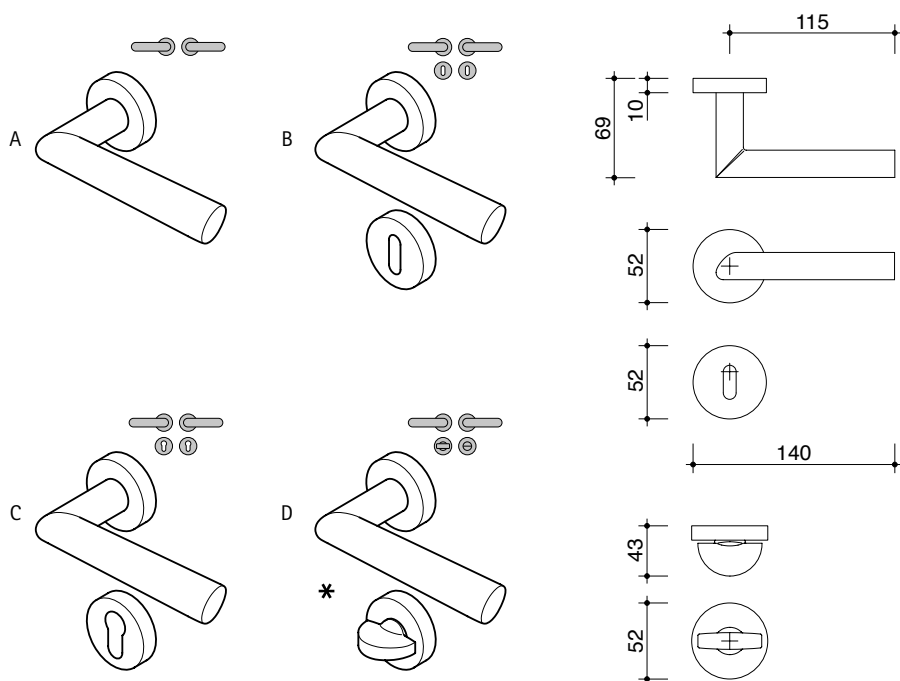
Coppia di maniglie FASANO® in AISI304, a marchio ENTRA®, su rosetta tonda 52mm in AISI304, versione DIN EN 1906 tipo B (molla bi-direzionale con precarico), completa di viti e sottorosetta in HOSTAFORM® disponibile anche nella versione a pioli fissi (🔒). DIN EN 1906: Rosenheim Institute IFT, aprile 2012, no. 11-003205-PR02(PB-G03-03-de-01)*, classe 3. RESISTENZA ALLA DURATA: 200.000 cicli (DIN EN 1906 grado 7). CATEGORIA DI UTILIZZO: adatta per l'impiego in edifici pubblici ad alta frequentazione (DIN EN 1906 classe 3). GARANZIA MECCANICA: 10 anni. RESISTENZA ALLA CORROSIONE: STEEL-P (19) DIN EN 1906 grado 2. RESISTENZA TERMICA: guarnizione termica Direttiva Europea 2010/31/UE. Pair of FASANO® AISI304 handles, trade name ENTRA®, on a 52mm AISI304 round rose, version DIN EN 1906, type B (two-way pre-charged spring), complete with screws and HOSTAFORM® under-rose, available also with fixed pins (🔒). DIN EN 1906: Rosenheim Institute IFT, April 2012, no. 11-003205-PR02(PB-G03-03-de-01)*, class 3. ENDURANCE TESTED to 200.000 cycles (DIN EN 1906, level 7). CATEGORY OF USE: suitable for use in highly-frequented public buildings (DIN EN 1906 class 3). WARRANTY ON MECHANICAL PARTS: 10 years. CORROSION RESISTANCE: STEEL-P (19) DIN EN 1906, level 2. HEAT RESISTANCE: heat seal in compliance with European Directive 2010/31/UE. *EN1906 grado 4 (no.11-003205-PR05): su richiesta / on demand



DIN 18273

EN 10241

EN 1709









































































R.	■	🔑	🔑	🔩	○	🔩	🔩	🔩	€			
A	7	35-45	-	⊕ + ⊕	-	24	🔩 1	04302010	19			
	8-9	35-45	-	⊕ + ⊕	-	24	🔩 1	04302004	19			
		35-45	-	⊕ + 🔒	-	24	🔩 1	04302003	19			
B	7	35-45	🔒	⊕ + ⊕	-	24	🔩 1	04302012	19			
	8-9	35-45	🔒	⊕ + ⊕	-	24	🔩 1	04302005	19			
		35-45	🔒	⊕ + 🔒	-	24	🔩 1	04302001	19			



* NB: per nottolini con indicatore colorato APERTO/CHIUSO vedi pag. 192
N.B. For bathroom snib & release plates with coloured indication OPEN/CLOSED, see page 192

Guarnizione per taglio termico disponibile da Giugno 2012 / Heat seal available from June 2012

R.	■								€			
C	7	35-45		 + 	-	24		1	04302014	19		
		35-45		 + 		24		1	04302018	14,20		
	8-9	35-45		 + 	-	24		1	04302006	19		
		35-45		 + 		24		1	04302019	14,20		
		35-45		 + 	-	24		1	04302002	19		
		35-45		 + 		24		1	04302020	14,20		
D*	7 ⁽⁶⁾	35-45		 + 	-	12		1	04302016	19		
	8-9 ⁽⁴⁻⁵⁾	35-45		 + 	-	12		1	04302024	24,20		
	8-9 ⁽⁶⁾	35-45		 + 	-	12		1	04302025	19		
	8-9 ⁽⁷⁾	35-45		 + 	-	12		1	04302026	24,20		
	8-9 ⁽⁸⁾	35-45		 + 	-	12		1	04302008	19		
	8-9 ⁽⁴⁻⁵⁾	35-45		 + 	-	12		1	04302007	24,20		
	8-9 ⁽⁶⁾	35-45		 + 	-	12		1	04302021	19		
	8-9 ⁽⁷⁾	35-45		 + 	-	12		1	04302022	24,20		
	8-9 ⁽⁸⁾	35-45		 + 	-	12		1	04302023	19		
									24,20			

* Il nottolino si adatta a ■ 7-8-9^(k) / We turn snip for ■ 7-8-9^(k)

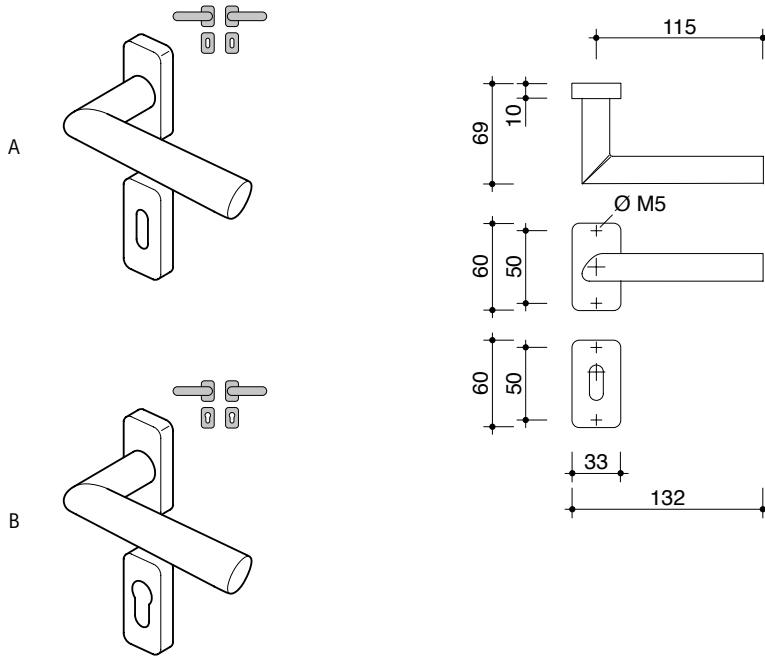


Finiture / Finishes 19

3 7 - 1 0 2 0 B

Coppia di maniglie FASANO® in AISI304, a marchio ENTRA®, su rosetta rettangolare 33x60mm (E=50mm) in AISI304, versione DIN EN 1906 tipo B (molla bi-direzionale con precarico), completa di viti e sottorosetta in HOSTAFORM®. DIN EN 1906: Rosenheim Institute IFT, aprile 2012, no. 11-003205-PR02(PB-G03-03-de-01)*, classe 3. RESISTENZA ALLA DURATA: 200.000 cicli (DIN EN 1906 grado 7). CATEGORIA DI UTILIZZO: adatta per l'impiego in edifici pubblici ad alta frequentazione (DIN EN 1906 classe 3). **GARANZIA MECCANICA: 10 anni. RESISTENZA ALLA CORROSIONE: STEEL-P (19) DIN EN 1906 grado 2.** Pair of FASANO® AISI304 handles, trade name ENTRA®, on a 33x60mm (E=50mm) AISI304 rectangular rose, version DIN EN 1906, type B (two-way pre-charged spring), complete with screws and HOSTAFORM® under-rose. DIN EN 1906: Rosenheim Institute IFT, April 2012, no. 11-003205-PR02(PB-G03-03-de-01)*, class 3. ENDURANCE TESTED to 200.000 cycles (DIN EN 1906, level 7). CATEGORY OF USE: suitable for use in highly-frequented public buildings (DIN EN 1906 class 3). **WARRANTY ON MECHANICAL PARTS: 10 years. CORROSION RESISTANCE: STEEL-P (19) DIN EN 1906, level 2.**

*EN1906 grado 4 (no.11-003205-PR05): su richiesta / on demand



R.	■	U	🔑	🔩	○	📏	👤	📊	€			
A	8-9	35-55	🔑	🔩	-	24	📏 1	04303001	19			
									15,20			
B	7	35-55	🔑	🔩	-	24	📏 1	04303006	19			
									15,20			
	8-9	35-55	🔑	🔩	-	24	📏 1	04303002	19			
									15,20			



Finiture / Finishes 19

3 7 - 1 0 2 0 B

Coppia di maniglie FASANO® in AISI304, a marchio ENTRA®, su placca ovale 40x235mm, versione DIN EN 1906 tipo B (molla bi-direzionale con precarico), completa di viti e sottorosetta in HOSTAFORM®. DIN EN 1906: Rosenheim Institute IFT, aprile 2012, no. 11-003205-PR02(PB-G03-03-de-01)*, classe 3. RESISTENZA ALLA DURATA: 200.000 cicli (DIN EN 1906 grado 7). CATEGORIA DI UTILIZZO: adatta per l'impiego in edifici pubblici ad alta frequentazione (DIN EN 1906 classe 3). GARANZIA MECCANICA: 10 anni. RESISTENZA ALLA CORROSIONE: STEEL-P (19) DIN EN 1906 grado 2. RESISTENZA TERMICA: guarnizione termica Direttiva Europea 2010/31/UE. Pair of FASANO® AISI304 handles, trade name ENTRA®, on a 40x235mm oval plate, version DIN EN 1906, type B (two-way pre-charged spring), complete with screws and HOSTAFORM® under-rose. DIN EN 1906: Rosenheim Institute IFT, April 2012, no. 11-003205-PR02(PB-G03-03-de-01)*, class 3. ENDURANCE TESTED to 200.000 cycles (DIN EN 1906 class 7). CATEGORY OF USE: suitable for use in highly-frequented public buildings (DIN EN 1906, level 3). WARRANTY ON MECHANICAL PARTS: 10 years. CORROSION RESISTANCE: STEEL-P (19) DIN EN 1906, level 2. HEAT RESISTANCE: heat seal in compliance with European Directive 2010/31/UE.

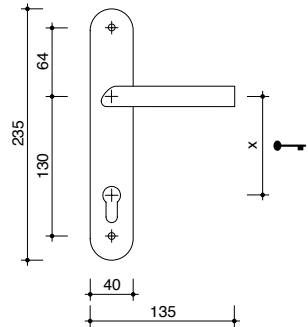
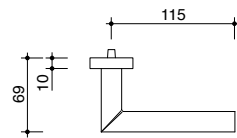
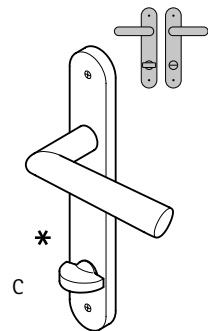
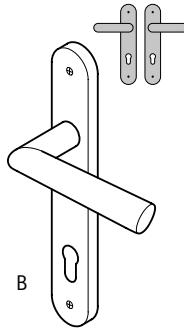
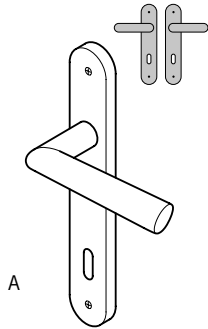
*EN1906 grado 4 (no.11-003205-PR05): su richiesta / on demand



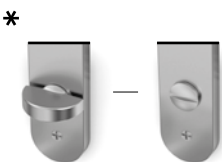
DIN 18275

EN 16341

EN 1709



R.	■	U	Key	+	○	...	Person	Barcode	€			
A	7	35-60	70	+	-	24	1	04301001	19			
									24,20			
	8-9	35-60	56	+	-	24	1	04301020	19			
									24,20			
		35-60	72	+	-	24	1	04301006	19			
									24,20			
		35-60	90	+	-	24	1	04301010	19			
									24,20			
B	7	35-60	70	+	-	24	1	04301002	19			
									24,20			
		35-60	70	+	☼	24	1	04301026	19			
									34,20			
		60-90	70	+	-	24	1	04301027	19			
									26,20			
		60-90	70	+	☼	24	1	04301028	19			
									36,20			



Guarnizione per taglio termico disponibile da Giugno 2012 / Heat seal available from June 2012



R.	■								€										
B	8-9	35-60		55		+		-	24		1	04301021	19 24,20						
		35-60		55		+			24		1	04301022	19 34,20						
		60-90		55		+		-	24		1	04301023	19 26,20						
		60-90		55		+			24		1	04301024	19 36,20						
		35-60		72		+		-	24		1	04301007	19 24,20						
		35-60		72		+			24		1	04301029	19 34,20						
		60-90		72		+		-	24		1	04301030	19 26,20						
		60-90		72		+			24		1	04301031	19 36,20						
		35-60		85		+		-	24		1	04301009	19 24,20						
		35-60		85		+			24		1	04301032	19 34,20						
		35-60		90		+		-	24		1	04301011	19 24,20						
		35-60		90		+			24		1	04301033	19 34,20						
		35-60		92		+		-	24		1	04301013	19 24,20						
		35-60		92		+			24		1	04301034	19 34,20						
C *	7 ⁽⁶⁾	35-60		70		+		-	12		1	04301003	19 34,20						
		8-9 ⁽⁸⁾	35-60		63		+		-	12		1	04301025	19 34,20					
		8-9 ⁽⁸⁾	35-60		72		+		-	12		1	04301005	19 34,20					
		8-9 ⁽⁸⁾	35-60		78		+		-	12		1	04301008	19 34,20					
		8-9 ⁽⁶⁻⁷⁾	35-60		90		+		-	12		1	04301012	19 34,20					
		7 ⁽⁶⁾	35-60		70		+			12		1	04301049	19 49,20					
		8-9 ⁽⁸⁾	35-60		63		+			12		1	04301050	19 49,20					
		8-9 ⁽⁸⁾	35-60		72		+			12		1	04301051	19 49,20					
		8-9 ⁽⁸⁾	35-60		78		+			12		1	04301052	19 49,20					
		8-9 ⁽⁶⁻⁷⁾	35-60		90		+			12		1	04301053	19 49,20					

* Il noddolino si adatta a ■ 7-8-9 ^(k) / Wc turn snip for ■ 7-8-9 ^(k)



Finiture / Finishes 19

3 7 - 1 0 2 0 A

Coppia di maniglie FASANO® in AISI304, a marchio ENTRA®, su placca ovale 45x185mm in AISI304, versione DIN EN 1906 A (con molla), completa di viti. DIN EN 1906: Rosenheim Institute IFT, aprile 2012, no. 11-003205-PRO2(PB-G03-03-de-01)*, classe 3. RESISTENZA ALLA DURATA: 200.000 cicli (DIN EN 1906 grado 7). CATEGORIA DI UTILIZZO: adatta per l'impiego in edifici pubblici ad alta frequentazione (DIN EN 1906 classe 3). GARANZIA MECCANICA: 10 anni. RESISTENZA ALLA CORROSIONE: STEEL-P (19) DIN EN 1906 grado 2. RESISTENZA TERMICA: guarnizione termica Direttiva Europea 2010/31/UE. Pair of FASANO® AISI304 handles, trade name ENTRA®, on a 45x185mm AISI304 oval plate, version DIN EN 1906, type A (with spring), complete with screws. DIN EN 1906: Rosenheim Institute IFT, April 2012, no. 11-003205-PRO2(PB-G03-03-de-01)*, class 3. ENDURANCE TESTED to 200.000 cycles (DIN EN 1906, level 7). CATEGORY OF USE: suitable for use in highly-frequented public buildings (DIN EN 1906 class 3). WARRANTY ON MECHANICAL PARTS: 10 years. CORROSION RESISTANCE: STEEL-P (19) DIN EN 1906, level 2. HEAT RESISTANCE: heat seal in compliance with European Directive 2010/31/EU.

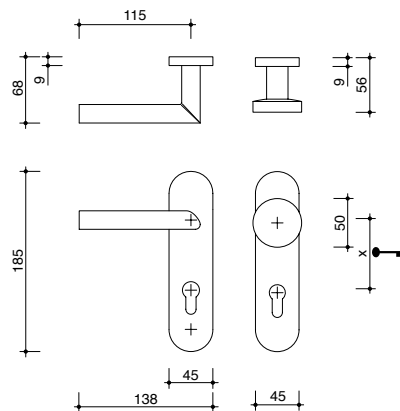
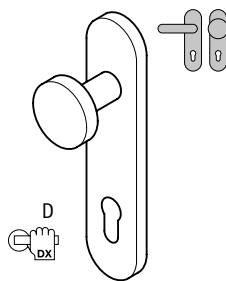
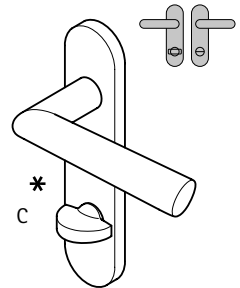
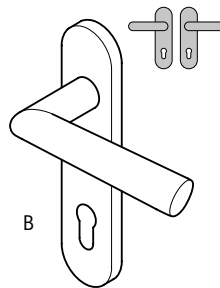
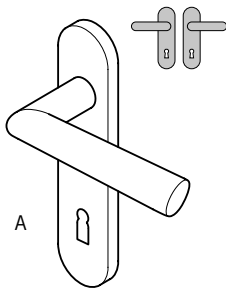
*EN1906 grado 4 (no.11-003205-PRO5): su richiesta / on demand



DIN 18275

EN 16341

EN 1709



R.	■	U	Key	+	○	⊞	⊞	⊞	⊞	€
A	8-9	35-45	72	+	-	24	1	04301041	19	36,85
			72	+	-	24	1	04301042	19	36,85
B	8-9	35-45	72	+	-	24	1	04301043	19	46,85
			72	+	⊞	12	1	04301048	19	46,85
C*	8-9 ⁽⁸⁾	35-45	78	+	-	12	1	04301054	19	51,85
			78	+	⊞	12	1	04301054	19	51,85
D	8-9	35-45	72	+	-	24	1	04301044	19	70,85
			72	+	⊞	24	1	04301045	19	80,85
E	8-9	35-45	72	+	-	24	1	04301046	19	70,85
			72	+	⊞	24	1	04301047	19	80,85

Guarnizione per taglio termico disponibile da Giugno 2012 / Heat seal available from June 2012

* Il nottolino si adatta a ■ 7-8-9^(k) / Wc turn snip for ■ 7-8-9^(k)



Finiture / Finishes 19

3 7 - 1 0 2 0 B

Coppia di maniglie FASANO® in AISI304, a marchio ENTRA®, su rosetta rettangolare 33x74mm (E=43 e 50mm) in AISI304, versione DIN EN 1906 tipo B (molla bi-direzionale con precarico), completa di viti e sottorosetta in HOSTAFORM®. DIN EN 1906: Rosenheim Institute IFT, aprile 2012, no. 11-003205-PR02(PB-G03-03-de-01)*, classe 3. RESISTENZA ALLA DURATA: 200.000 cicli (DIN EN 1906 grado 7). CATEGORIA DI UTILIZZO: adatta per l'impiego in edifici pubblici ad alta frequentazione (DIN EN 1906 classe 3). GARANZIA MECCANICA: 10 anni. RESISTENZA ALLA CORROSIONE: STEEL-P (19) DIN EN 1906 grado 2. RESISTENZA TERMICA: guarnizione termica Direttiva Europea 2010/31/UE. Pair of FASANO® AISI304 handles, trade name ENTRA®, on a 33x74mm (E=43 and 50mm) AISI304 rectangular rose, version DIN EN 1906, type B (two-way pre-charged spring), complete with screws and HOSTAFORM® under-rose. DIN EN 1906: Rosenheim Institute IFT, April 2012, no. 11-003205-PR02(PB-G03-03-de-01)*, class 3. ENDURANCE TESTED to 200.000 cycles (DIN EN 1906, level 7). CATEGORY OF USE: suitable for use in highly-frequented public buildings (DIN EN 1906 class 3). WARRANTY ON MECHANICAL PARTS: 10 years. CORROSION RESISTANCE: STEEL-P (19) DIN EN 1906, level 2. HEAT RESISTANCE: heat seal in compliance with European Directive 2010/31/UE.

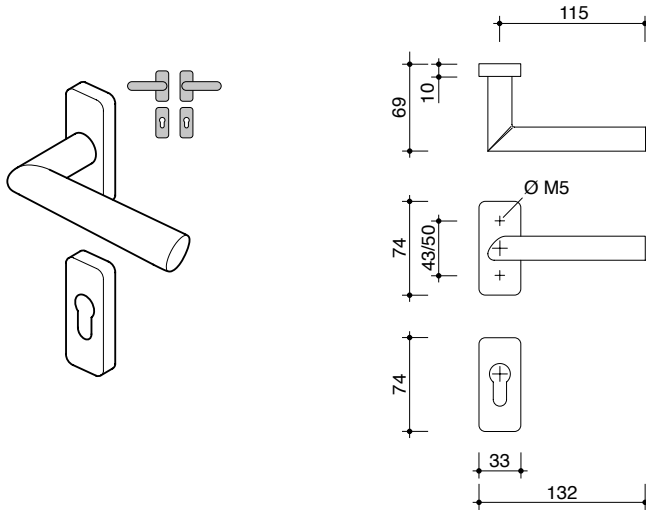
*EN1906 grado 4 (no.11-003205-PR05): su richiesta / on demand



DIN 18273

EN 10241

EN 1709



								€			
7-8-9	45-90				-	12		04304001	19		
									16,20		
45-90						12		04304002	19		
									26,20		

Guarnizione per taglio termico disponibile da Giugno 2012 / Heat seal available from June 2012



Finiture / Finishes 19

-	-	-	-	-	2	-	-
---	---	---	---	---	---	---	---

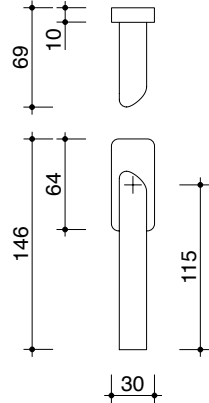
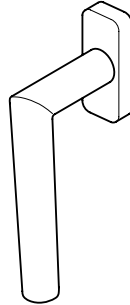
Maniglia FASANO® in AISI304, a marchio ENTRA®, su rosetta rettangolare 30x64mm in AISI304 per finestra (DK), completa di viti e meccanismo a 4 posizioni. RESISTENZA ALLA DURATA: 200.000 cicli (DIN EN 1906 grado 7). GARANZIA MECCANICA: 10 anni. RESISTENZA ALLA CORROSIONE: STEEL-P (19) DIN EN 1906 grado 2. RESISTENZA TERMICA: guarnizione termica Direttiva Europea 2010/31/UE. FASANO® AISI304 handle, trade name ENTRA®, on a 30x64mm AISI304 rectangular rose for window (DK), complete with screws and 4 position mechanism. ENDURANCE TESTED to 200.000 cycles (DIN EN 1906, level 7). WARRANTY ON MECHANICAL PARTS: 10 years. CORROSION RESISTANCE: STEEL-P (19) DIN EN 1906, level 2. HEAT RESISTANCE: heat seal in compliance with European Directive 2010/31/EU.



DIN 18275

EN 16341

EN 1706

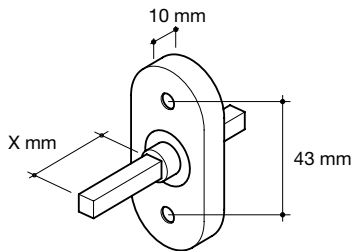


■		🔧	📦	👤	📊	€
7	vedi meccanismo / see mechanism	-	24	1	04306001	19 12,58
	vedi meccanismo / see mechanism	❄️	24	1	04306003	19 22,58

Guarnizione per taglio termico disponibile da Giugno 2012 / Heat seal available from June 2012



Meccanismo DK senza pioli.
Turn & Tilt mechanism without posts.

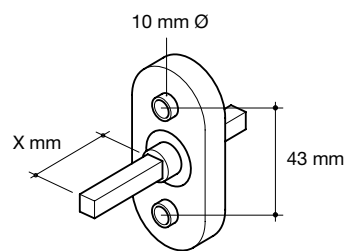


■	X	🔧	📦	👤	📊	€
7	27	⊕	4	4	06008008	26 3,52
	30	⊕	4	4	06008009	26 3,52
	32	⊕	4	4	06008010	26 3,52
	35	⊕	4	4	06008011	26 3,52
	40	⊕	4	4	06008012	26 3,52
	45	⊕	4	4	06008013	26 3,52
	50*	⊕	4	4	06008014	26 3,52

* Per lunghezze ferro superiori ai 50 mm contattare direttamente ENTECH
For square spindle length over 50 mm contact directly ENTECH



Meccanismo DK con pioli.
Turn & Tilt mechanism with posts.



■	X	🔧	📦	👤	📊	€
7	27	⊕	4	4	06008001	26 3,52
	30	⊕	4	4	06008002	26 3,52
	32	⊕	4	4	06008003	26 3,52
	35	⊕	4	4	06008004	26 3,52
	40	⊕	4	4	06008005	26 3,52
	45	⊕	4	4	06008006	26 3,52
	50*	⊕	4	4	06008007	26 3,52

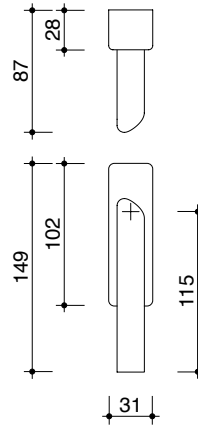
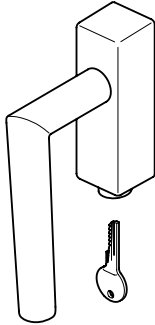
* Per lunghezze ferro superiori ai 50 mm contattare direttamente ENTECH
For square spindle length over 50 mm contact directly ENTECH



Finiture / Finishes 19

-	-	-	-	-	2	-	-
---	---	---	---	---	---	---	---

Maniglia FASANO® in AISI304, a marchio ENTRA®, su rosetta rettangolare 31x102mm in AISI304 per finestra con serratura a cifratura, completa di viti e meccanismo a 4 posizioni. RESISTENZA ALLA DURATA: 200.000 cicli (DIN EN 1906 grado 7). GARANZIA MECCANICA: 10 anni. RESISTENZA ALLA CORROSIONE: STEEL-P (19) DIN EN 1906 grado 2. FASANO® AISI304 handle, trade name ENTRA®, on a 31x102mm AISI304 rectangular rose with cipher lock for window, complete with screws and 4 position mechanism. ENDURANCE TESTED to 200.000 cycles (DIN EN 1906, level 7). WARRANTY ON MECHANICAL PARTS: 10 years. CORROSION RESISTANCE: STEEL-P (19) DIN EN 1906, level 2.



							€			
7			-	12		04354001	19			
							75,00			



Finiture / Finishes 19

3 7 - 1 0 2 0 B

Coppia di maniglie CATULLO® in AISI304, a marchio ENTRA®, su rosetta tonda 52mm in AISI304, versione DIN EN 1906 tipo B (molla bi-direzionale con precarico), completa di viti e sottorosetta in HOSTAFORM® disponibile anche nella versione a pioli fissi (🔒). DIN EN 1906: Rosenheim Institute IFT, aprile 2012, no. 11-003205-PR02(PB-G03-03-de-01)*, classe 3. RESISTENZA ALLA DURATA: 200.000 cicli (DIN EN 1906 grado 7). CATEGORIA DI UTILIZZO: adatta per l'impiego in edifici pubblici ad alta frequentazione (DIN EN 1906 classe 3). GARANZIA MECCANICA: 10 anni. RESISTENZA ALLA CORROSIONE: STEEL-P (19) DIN EN 1906 grado 2. RESISTENZA TERMICA: guarnizione termica Direttiva Europea 2010/31/UE. Pair of CATULLO® AISI304 handles, trade name ENTRA®, on a 52mm AISI304 round rose, version DIN EN 1906, type B (two-way pre-charged spring), complete with screws and HOSTAFORM® under-rose, available also with fixed pins (🔒). DIN EN 1906: Rosenheim Institute IFT, April 2012, no. 11-003205-PR02(PB-G03-03-de-01)*, class 3. ENDURANCE TESTED to 200.000 cycles (DIN EN 1906, level 7). CATEGORY OF USE: suitable for use in highly-frequented public buildings (DIN EN 1906 class 3). WARRANTY ON MECHANICAL PARTS: 10 years. CORROSION RESISTANCE: STEEL-P (19) DIN EN 1906, level 2. HEAT RESISTANCE: heat seal in compliance with European Directive 2010/31/EU.

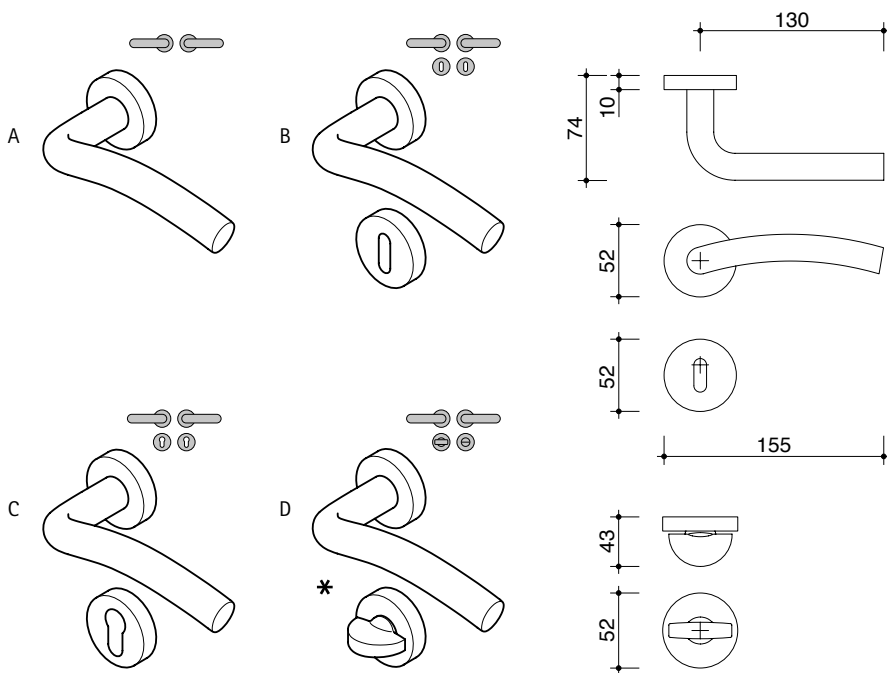
*EN1906 grado 4 (no.11-003205-PR05): su richiesta / on demand



DIN 18275

EN 16341







































































EN 1706



NB: per nottolini con indicatore colorato APERTO/CHIUSO vedi pag. 192
N.B. For bathroom snib & release plates with coloured indication OPEN/CLOSED, see page 192

R.	■	U	🔑	🔩	○	📦	👤	📊	€
A	7	35-45	-	🔩 + 🔩	-	24	📦 1	04402010	19 13,50
	8-9	35-45	-	🔩 + 🔩	-	24	📦 1	04402004	19 13,50
		35-45	-	🔩 + 🔒	-	24	📦 1	04402003	19 13,50
B	7	35-45	🔒	🔩 + 🔩	-	24	📦 1	04402012	19 14,20
	8-9	35-45	🔒	🔩 + 🔩	-	24	📦 1	04402005	19 14,20
		35-45	🔒	🔩 + 🔒	-	24	📦 1	04402001	19 14,20

Guarnizione per taglio termico disponibile da Giugno 2012 / Heat seal available from June 2012

R.	■								€			
C	7	35-45		 + 	-	24		1	04402014	19		
		35-45		 + 		24		1	04402018	19		
	8-9	35-45		 + 	-	24		1	04402006	19		
		35-45		 + 		24		1	04402019	19		
		35-45		 	-	24		1	04402002	19		
		35-45		 		24		1	04402020	19		
D *	7 ⁽⁶⁾	35-45		 + 	-	12		1	04402016	19		
	8-9 ⁽⁴⁻⁵⁾	35-45		 	-	12		1	04402024	19		
	8-9 ⁽⁶⁾	35-45		 	-	12		1	04402025	19		
	8-9 ⁽⁷⁾	35-45		 	-	12		1	04402026	19		
	8-9 ⁽⁸⁾	35-45		 	-	12		1	04402008	19		
	8-9 ⁽⁴⁻⁵⁾	35-45		 + 	-	12		1	04402007	19		
	8-9 ⁽⁶⁾	35-45		 + 	-	12		1	04402021	19		
	8-9 ⁽⁷⁾	35-45		 + 	-	12		1	04402022	19		
	8-9 ⁽⁸⁾	35-45		 + 	-	12		1	04402023	19		

* Il nottolino si adatta a ■ 7-8-9 ^(a) / Wc turn snip for ■ 7-8-9 ^(a)



Finiture / Finishes 19

3 7 - 1 0 2 0 B

Coppia di maniglie CATULLO® in AISI304, a marchio ENTRA®, su rosetta rettangolare 33x60mm (E=50mm) in AISI304, versione DIN EN 1906 tipo B (molla bi-direzionale con precarico), completa di viti e sottorosetta in HOSTAFORM®. DIN EN 1906: Rosenheim Institute IFT, aprile 2012, no. 11-003205-PR02(PB-G03-03-de-01)*, classe 3. RESISTENZA ALLA DURATA: 200.000 cicli (DIN EN 1906 grado 7). CATEGORIA DI UTILIZZO: adatta per l'impiego in edifici pubblici ad alta frequentazione (DIN EN 1906 classe 3). GARANZIA MECCANICA: 10 anni. RESISTENZA ALLA CORROSIONE: STEEL-P (19) DIN EN 1906 grado 2. Pair of CATULLO® AISI304 handles, trade name ENTRA®, on a 33x60mm (E=50mm) AISI304 rectangular rose, version DIN EN 1906, type B (two-way pre-charged spring), complete with screws and HOSTAFORM® under-rose. DIN EN 1906: Rosenheim Institute IFT, April 2012, no. 11-003205-PR02(PB-G03-03-de-01)*, class 3. ENDURANCE TESTED to 200.000 cycles (DIN EN 1906, level 7). CATEGORY OF USE: suitable for use in highly-frequented public buildings (DIN EN 1906 class 3). WARRANTY ON MECHANICAL PARTS: 10 years. CORROSION RESISTANCE: STEEL-P (19) DIN EN 1906, level 2.

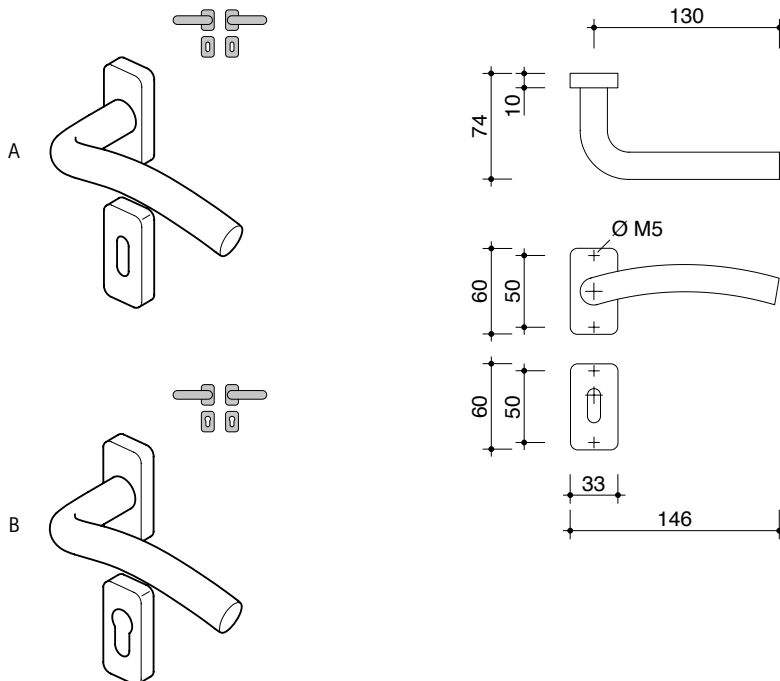
*EN1906 grado 4 (no.11-003205-PR05): su richiesta / on demand



DIN 18275

EN 16341

EN 1709



R.	■	U	Key	Screw	○	Box	Person	Barcode	€			
A	8-9	35-55	Key	Screw	-	24	1	04403001	19			
									15,20			
B	7	35-55	Key	Screw	-	24	1	04403006	19			
									15,20			
	8-9	35-55	Key	Screw	-	24	1	04403002	19			
									15,20			

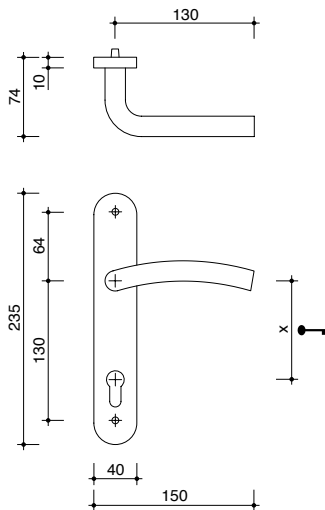
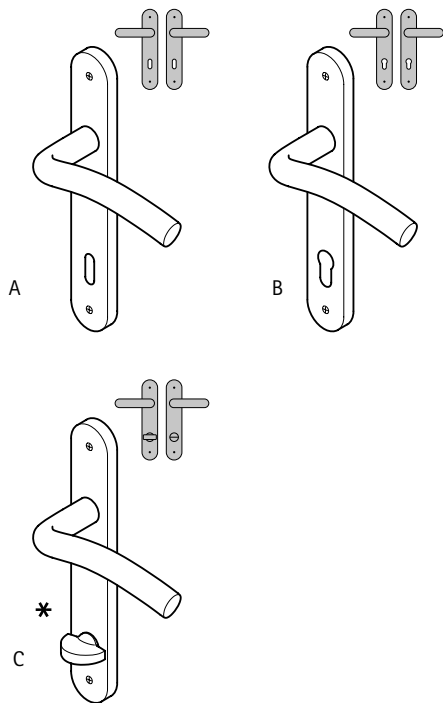


Finiture / Finishes 19

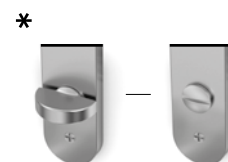
3 7 - 1 0 2 0 B

Coppia di maniglie CATULLO® in AISI304, a marchio ENTRA®, su placca ovale 40x235mm, versione DIN EN 1906 tipo B (molla bi-direzionale con precarico), completa di viti e sottorosetta in HOSTAFORM®. DIN EN 1906: Rosenheim Institute IFT, aprile 2012, no. 11-003205-PR02(PB-G03-03-de-01)*, classe 3. RESISTENZA ALLA DURATA: 200.000 cicli (DIN EN 1906 grado 7). CATEGORIA DI UTILIZZO: adatta per l'impiego in edifici pubblici ad alta frequentazione (DIN EN 1906 classe 3). GARANZIA MECCANICA: 10 anni. RESISTENZA ALLA CORROSIONE: STEEL-P (19) DIN EN 1906 grado 2. RESISTENZA TERMICA: guarnizione termica Direttiva Europea 2010/31/UE. Pair of CATULLO® AISI304 handles, trade name ENTRA®, on a 40x235mm oval plate, version DIN EN 1906, type B (two-way pre-charged spring), complete with screws and HOSTAFORM® under-rose. DIN EN 1906: Rosenheim Institute IFT, April 2012, no. 11-003205-PR02(PB-G03-03-de-01)*, class 3. ENDURANCE TESTED to 200.000 cycles (DIN EN 1906 class 7). CATEGORY OF USE: suitable for use in highly-frequented public buildings (DIN EN 1906, level 3). WARRANTY ON MECHANICAL PARTS: 10 years. CORROSION RESISTANCE: STEEL-P (19) DIN EN 1906, level 2. HEAT RESISTANCE: heat seal in compliance with European Directive 2010/31/EU.









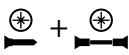


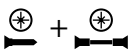



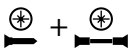


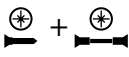



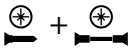


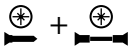



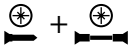


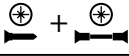



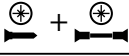


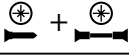



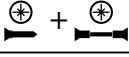


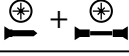



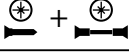


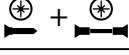



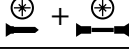


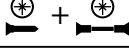


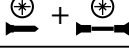


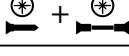


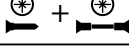


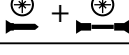



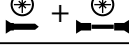



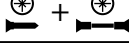



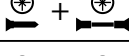






*EN1906 grado 4 (no.11-003205-PR05): su richiesta / on demand



R.	■								€				
A	7	35-60		70		-	24		1	04401001	19		
											24,20		
	8-9	35-60		56		-	24		1	04401020	19		
												24,20	
35-60			72		-	24		1	04401006	19			
											24,20		
	35-60		90		-	24		1	04401010	19			
											24,20		
B	7	35-60		70		-	24		1	04401002	19		
												24,20	
		35-60		70			24		1	04401026	19		
												34,20	
	60-90		70		-	24		1	04401027	19			
											26,20		
	60-90		70			24		1	04401028	19			
											36,20		



Guarnizione per taglio termico disponibile da Giugno 2012 / Heat seal available from June 2012

R.	■								€				
B	8-9	35-60		55		-	24		1	04401021	19	24,20	
		35-60		55			24		1	04401022	19	34,20	
		60-90		55		-	24		1	04401023	19	26,20	
		60-90		55			24		1	04401024	19	36,20	
		35-60		72		-	24		1	04401007	19	24,20	
		35-60		72			24		1	04401029	19	34,20	
		60-90		72		-	24		1	04401030	19	26,20	
		60-90		72			24		1	04401031	19	36,20	
		35-60		85		-	24		1	04401009	19	24,20	
		35-60		85			24		1	04401032	19	34,20	
		35-60		90		-	24		1	04401011	19	24,20	
		35-60		90			24		1	04401033	19	34,20	
		35-60		92		-	24		1	04401013	19	24,20	
		35-60		92			24		1	04401034	19	34,20	
C *	7 ⁽⁶⁾	35-60		70		-	12		1	04401003	19	34,20	
		8-9 ⁽⁸⁾	35-60		63		-	12		1	04401025	19	34,20
		8-9 ⁽⁸⁾	35-60		72		-	12		1	04401005	19	34,20
		8-9 ⁽⁸⁾	35-60		78		-	12		1	04401008	19	34,20
		8-9 ⁽⁶⁻⁷⁾	35-60		90		-	12		1	04401012	19	34,20
		7 ⁽⁶⁾	35-60		70			12		1	04401049	19	39,20
		8-9 ⁽⁸⁾	35-60		63			12		1	04401050	19	39,20
		8-9 ⁽⁸⁾	35-60		72			12		1	04401051	19	39,20
		8-9 ⁽⁸⁾	35-60		78			12		1	04401052	19	39,20
		8-9 ⁽⁶⁻⁷⁾	35-60		90			12		1	04401053	19	39,20

* Il nottolino si adatta a ■ 7-8-9^(x) / We turn snip for ■ 7-8-9^(x)

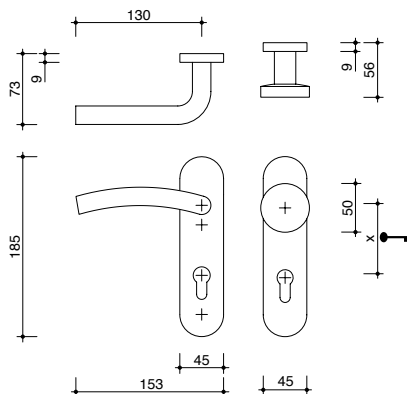
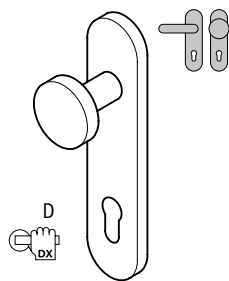
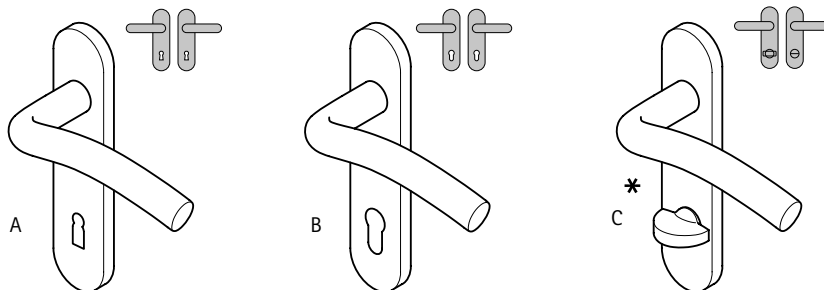


Finiture / Finishes 19


3 7 - 1 0 2 0 A

Coppia di maniglie CATULLO® in AISI304, a marchio ENTRA®, su placca ovale 45x185mm in AISI304, versione DIN EN 1906 tipo A (con molla), completa di viti. DIN EN 1906: Rosenheim Institute IFT, aprile 2012, no. 11-003205-PR02(PB-G03-03-de-01)*, classe 3. RESISTENZA ALLA DURATA: 200.000 cicli (DIN EN 1906 grado 7). CATEGORIA DI UTILIZZO: adatta per l'impiego in edifici pubblici ad alta frequentazione (DIN EN 1906 classe 3). GARANZIA MECCANICA: 10 anni. RESISTENZA ALLA CORROSIONE: STEEL-P (19) DIN EN 1906 grado 2. RESISTENZA TERMICA: guarnizione termica Direttiva Europea 2010/31/UE. Pair of CATULLO® AISI304 handles, trade name ENTRA®, on a 45x185mm AISI304 oval plate, version DIN EN 1906, type A (with spring), complete with screws. DIN EN 1906: Rosenheim Institute IFT, April 2012, no. 11-003205-PR02(PB-G03-03-de-01)*, class 3. ENDURANCE TESTED to 200.000 cycles (DIN EN 1906, level 7). CATEGORY OF USE: suitable for use in highly-frequented public buildings (DIN EN 1906 class 3). WARRANTY ON MECHANICAL PARTS: 10 years. CORROSION RESISTANCE: STEEL-P (19) DIN EN 1906, level 2. HEAT RESISTANCE: heat seal in compliance with European Directive 2010/31/EU.

*EN1906 grado 4 (no.11-003205-PR05): su richiesta / on demand



*



R.	■								€			
A	8-9	35-45			-	24		04401041	19			
									36,85			
B	8-9	35-45			-	24		04401042	19			
						24		04401043	19			
									46,85			
C*	8-9 ⁽⁶⁾	35-45			-	12		04401048	19			
						12		04401054	19			
									51,85			
D	8-9	35-45			-	24		04401044	19			
						24		04401045	19			
									80,85			
E	8-9	35-45			-	24		04401046	19			
						24		04401047	19			
									70,85			
									80,85			

Guarnizione per taglio termico disponibile da Giugno 2012 / Heat seal available from June 2012

* Il nottolino si adatta a ■ 7-8-9⁽⁶⁾ / We turn snip for ■ 7-8-9⁽⁶⁾



Finiture / Finishes 19

3 7 - 1 0 2 0 B

Coppia di maniglie CATULLO® in AISI304, a marchio ENTRA®, su rosetta rettangolare 33x74mm (E=43 e 50mm) in AISI304, versione DIN EN 1906 tipo B (molla bi-direzionale con precarico), completa di viti e sottorosetta in HOSTAFORM®. DIN EN 1906: Rosenheim Institute IFT, aprile 2012, no. 11-003205-PRO2(PB-G03-03-de-01)*, classe 3. RESISTENZA ALLA DURATA: 200.000 cicli (DIN EN 1906 grado 7). CATEGORIA DI UTILIZZO: adatta per l'impiego in edifici pubblici ad alta frequentazione (DIN EN 1906 classe 3). GARANZIA MECCANICA: 10 anni. RESISTENZA ALLA CORROSIONE: STEEL-P (19) DIN EN 1906 grado 2. RESISTENZA TERMICA: guarnizione termica Direttiva Europea 2010/31/UE. Pair of CATULLO® AISI304 handles, trade name ENTRA®, on a 33x74mm (E=43 and 50mm) AISI304 rectangular rose, version DIN EN 1906, type B (two-way pre-charged spring), complete with screws and HOSTAFORM® under-rose. DIN EN 1906: Rosenheim Institute IFT, April 2012, no. 11-003205-PRO2(PB-G03-03-de-01)*, class 3. ENDURANCE TESTED to 200.000 cycles (DIN EN 1906, level 7). CATEGORY OF USE: suitable for use in highly-frequented public buildings (DIN EN 1906 class 3). WARRANTY ON MECHANICAL PARTS: 10 years. CORROSION RESISTANCE: STEEL-P (19) DIN EN 1906, level 2. HEAT RESISTANCE: heat seal in compliance with European Directive 2010/31/UE.

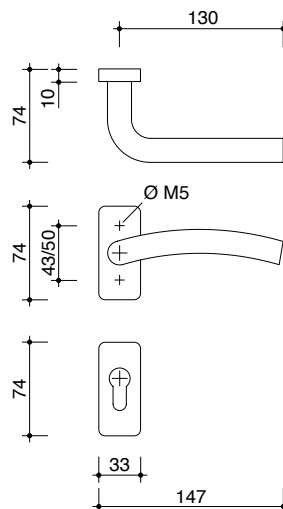
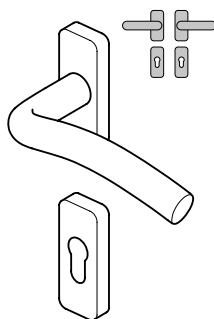
*EN1906 grado 4 (no.11-003205-PRO5): su richiesta / on demand



DIN 18275

EN 16341

EN 1709



									€			
7-8-9	45-90				-	12		1	04404001	19		
										16,20		
45-90						12		1	04404002	19		
										26,20		

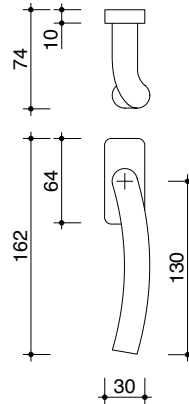
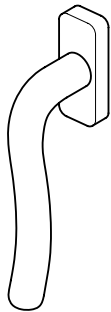
Guarnizione per taglio termico disponibile da Giugno 2012 / Heat seal available from June 2012



Finiture / Finishes 19

-	-	-	-	-	2	-	-
---	---	---	---	---	---	---	---

Maniglia CATULLO® in AISI304, a marchio ENTRA®, su rosetta rettangolare 30x64mm in AISI304 per finestra (DK), completa di viti e meccanismo a 4 posizioni. RESISTENZA ALLA DURATA: 200.000 cicli (DIN EN 1906 grado 7). GARANZIA MECCANICA: 10 anni. RESISTENZA ALLA CORROSIONE: STEEL-P (19) DIN EN 1906 grado 2. RESISTENZA TERMICA: guarnizione termica Direttiva Europea 2010/31/UE. CATULLO® AISI304 handle, trade name ENTRA®, on a 30x64mm AISI304 rectangular rose for window (DK), complete with screws and 4 position mechanism. ENDURANCE TESTED to 200.000 cycles (DIN EN 1906, level 7). WARRANTY ON MECHANICAL PARTS: 10 years. CORROSION RESISTANCE: STEEL-P (19) DIN EN 1906, level 2. HEAT RESISTANCE: heat seal in compliance with European Directive 2010/31/EU.

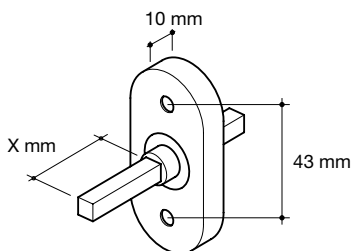


■						€
7	vedi meccanismo / see mechanism	-	24		1 04406001	19 12,58
	vedi meccanismo / see mechanism		24		1 04406002	19 22,58

Guarnizione per taglio termico disponibile da Giugno 2012 / Heat seal available from June 2012



Meccanismo DK senza pioli.
Turn & Tilt mechanism without posts.

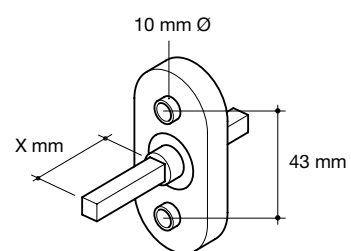


■	X					€
7	27		4		4 06008008	26 3,52
	30		4		4 06008009	26 3,52
	32		4		4 06008010	26 3,52
	35		4		4 06008011	26 3,52
	40		4		4 06008012	26 3,52
	45		4		4 06008013	26 3,52
	50*		4		4 06008014	26 3,52

* Per lunghezze ferro superiori ai 50 mm contattare direttamente ENTECH.
For square spindle length over 50 mm contact directly ENTECH.



Meccanismo DK con pioli.
Turn & Tilt mechanism with posts.



■	X					€
7	27		4		4 06008001	26 3,52
	30		4		4 06008002	26 3,52
	32		4		4 06008003	26 3,52
	35		4		4 06008004	26 3,52
	40		4		4 06008005	26 3,52
	45		4		4 06008006	26 3,52
	50*		4		4 06008007	26 3,52

* Per lunghezze ferro superiori ai 50 mm contattare direttamente ENTECH.
For square spindle length over 50 mm contact directly ENTECH.



Finiture / Finishes 19

-	-	-	-	-	2	-	-
---	---	---	---	---	---	---	---

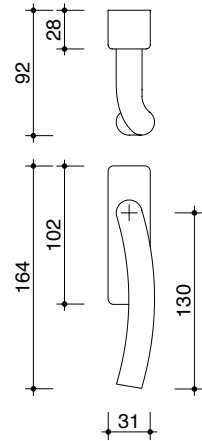
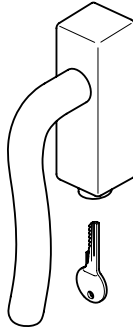
Maniglia CATULLO® in AISI304, a marchio ENTRA®, su rosetta rettangolare 31x102mm in AISI304 per finestra con serratura a cifratura, completa di viti e meccanismo a 4 posizioni. RESISTENZA ALLA DURATA: 200.000 cicli (DIN EN 1906 grado 7). GARANZIA MECCANICA: 10 anni. RESISTENZA ALLA CORROSIONE: STEEL-P (19) DIN EN 1906 grado 2. CATULLO® AISI304 handle, trade name ENTRA®, on a 31x102mm AISI304 rectangular rose with cipher lock for window, complete with screws and 4 position mechanism. ENDURANCE TESTED to 200.000 cycles (DIN EN 1906, level 7). WARRANTY ON MECHANICAL PARTS: 10 years. CORROSION RESISTANCE: STEEL-P (19) DIN EN 1906, level 2.



DIN 18273

EN 16341

EN 1709



■		○				€			
7		-	12	1	04454001	19 75,00			

